

The University of Texas Rio Grande Valley  
 FY2020 Research Expenditures - **All Fund Groups**  
 Year-to-Date as of August 31, 2020

Unit	As of August 31, 2020					As of August 31, 2019	As of August 31, 2018
	Federal	Institutional	Private	State	Grand Total		
Academic Affairs and Stdnt Success	\$ 5,992,525	\$ 16,519,199	\$ 469,897	\$ 665,128	\$ 23,646,749	\$ 24,610,908	\$ 11,838,143
Division of Health Affairs	\$ 5,528,453	\$ 6,897,842	\$ 7,746,648	\$ 4,588,009	\$ 24,760,952	\$ 21,203,819	\$ 11,871,726
Finance & Administration	-	\$ 222,283	\$ 36,416	\$ 164,416	\$ 423,115	\$ 269,286	\$ 6,550
Research Grad Studies New Pgms	\$ 1,612,624	\$ 863,785	\$ 110,115	\$ 2,143,293	\$ 4,729,818	\$ 3,367,509	\$ 2,387,675
Strategic Enrollment	-	\$ 102,732	-	-	\$ 102,732	\$ 9,080	\$ 1,453
<b>Grand Total</b>	<b>\$ 13,133,602</b>	<b>\$ 24,605,841</b>	<b>\$ 8,363,076</b>	<b>\$ 7,560,846</b>	<b>\$ 53,663,366</b>	<b>\$ 49,460,602</b>	<b>\$ 26,105,547</b>

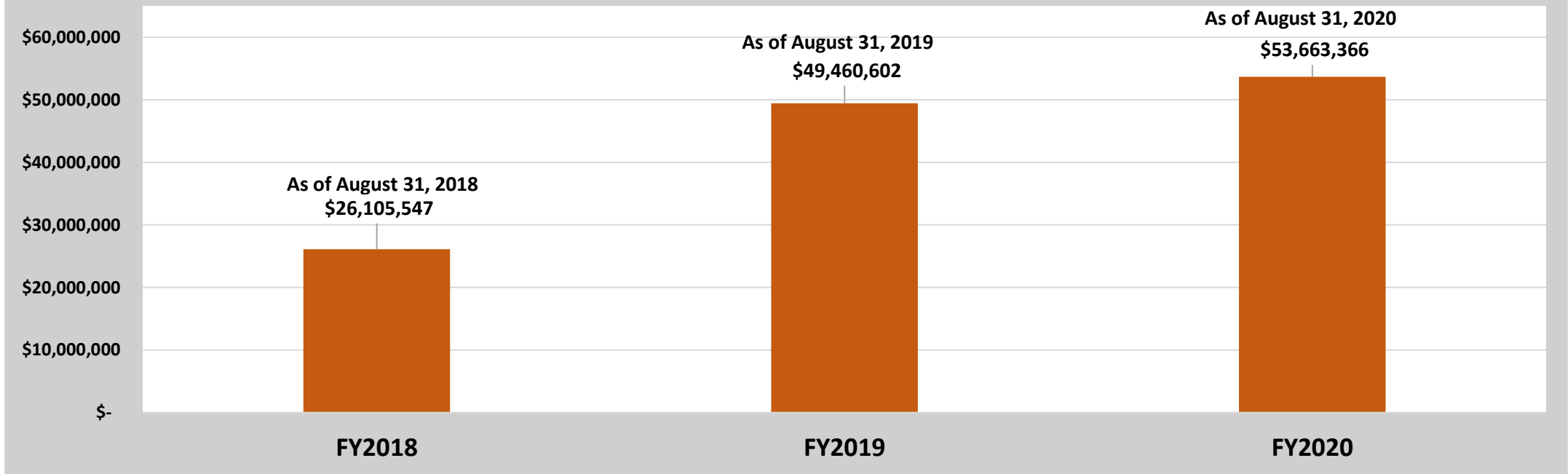
The University of Texas Rio Grande Valley  
 FY2020 Research Expenditures - **Restricted**  
 Year-to-Date as of August 31, 2020

Unit	As of August 31, 2020					As of August 31, 2019	As of August 31, 2018
	Federal	Institutional	Private	State	Grand Total		
Academic Affairs and Stdnt Success	\$ 4,884,848	-	\$ 427,381	\$ (91,656)	\$ 5,220,573	\$ 5,812,031	\$ 8,097,193
Division of Health Affairs	\$ 4,326,230	-	\$ 7,207,266	\$ 371,742	\$ 11,905,238	\$ 8,770,412	\$ 4,283,441
Finance & Administration	-	-	\$ 36,416	-	\$ 36,416	\$ 33,202	-
Research Grad Studies New Pgms	\$ 1,314,380	-	\$ 107,670	\$ 1,306,844	\$ 2,728,893	\$ 1,681,635	\$ 1,102,013
<b>Grand Total</b>	<b>\$ 10,525,458</b>	<b>-</b>	<b>\$ 7,778,733</b>	<b>\$ 1,586,929</b>	<b>\$ 19,891,121</b>	<b>\$ 16,297,279</b>	<b>\$ 13,482,646</b>

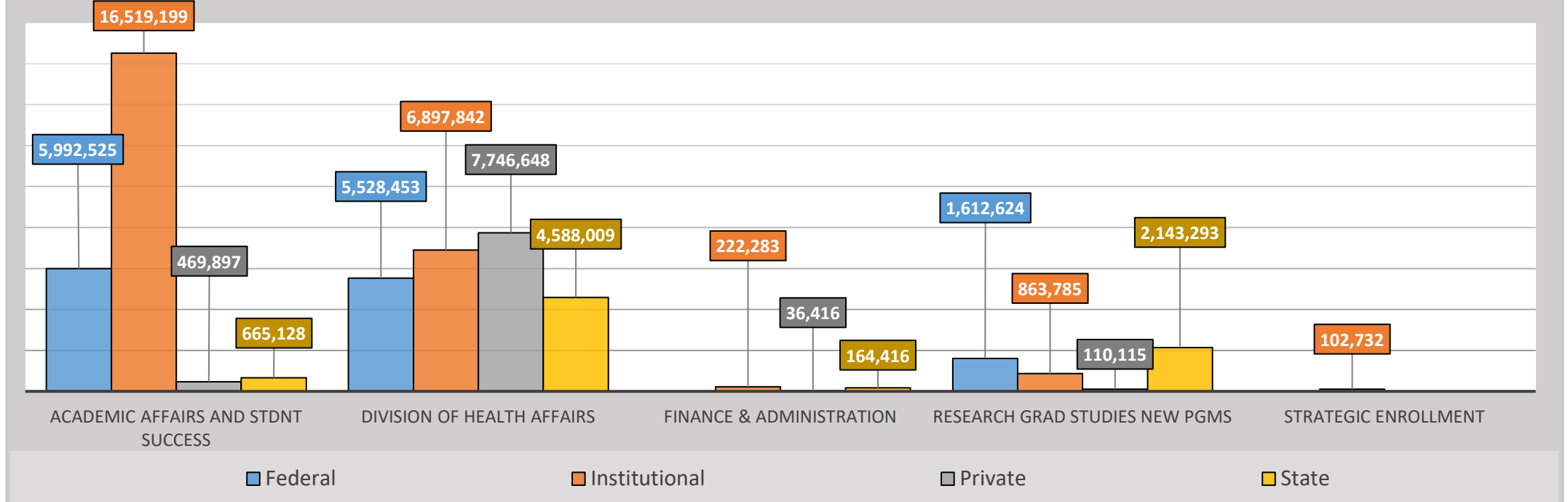
**Note:**

*Indirect Costs and Pass-through expenditures have been excluded from the Research Expenditures Report. Restricted research should not include indirect costs and pass-through expenditures in order to match the Sources and Uses report which follows the Texas Higher Education Coordinating Board's Standards and Accounting Methods for Reporting Restricted Research Expenditures.*

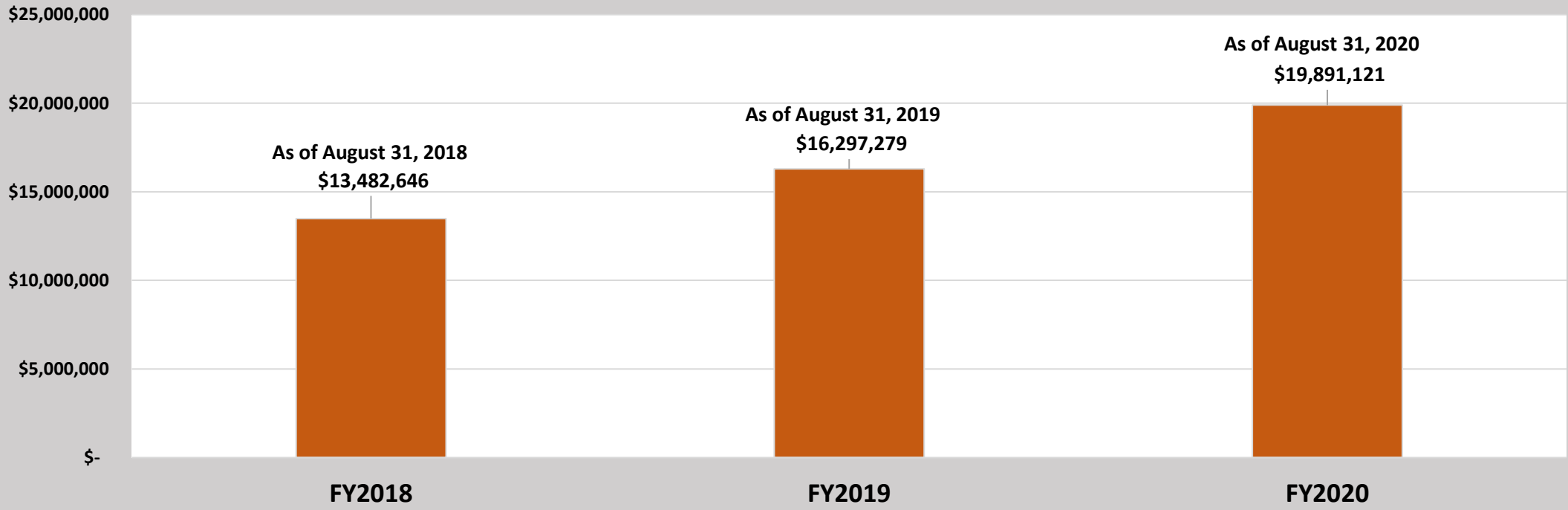
## Research Expenditures - All Fund Groups - By Fiscal Year



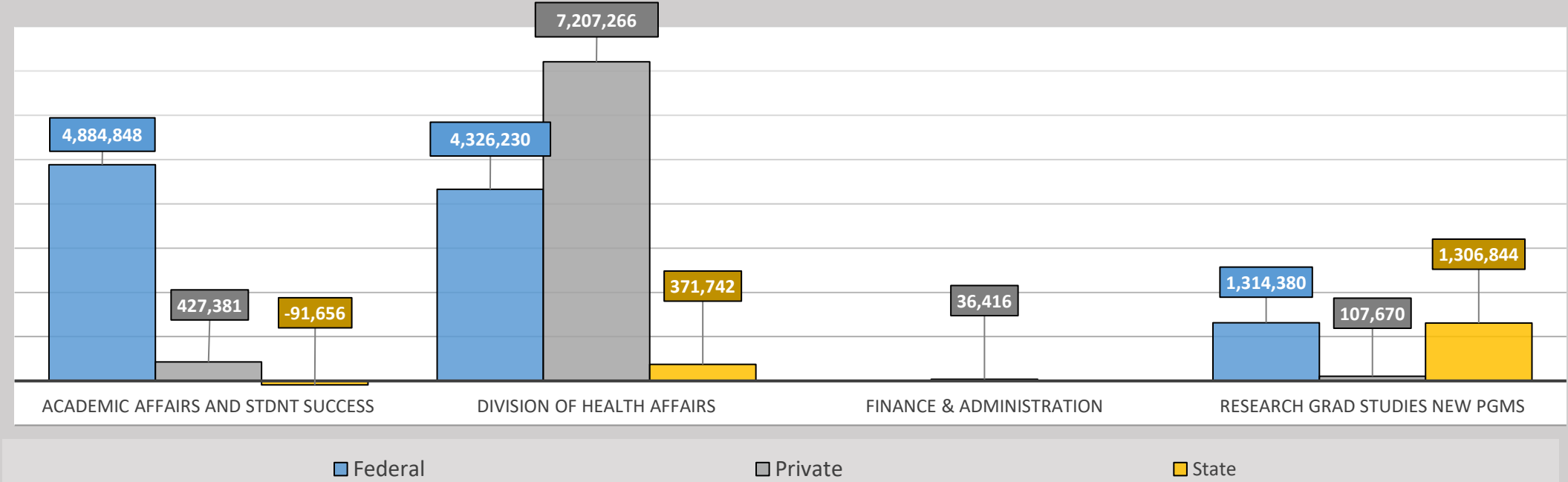
## Research Expenditures - All Fund Groups - By Division



## Research Expenditures - **Restricted** - By Fiscal Year

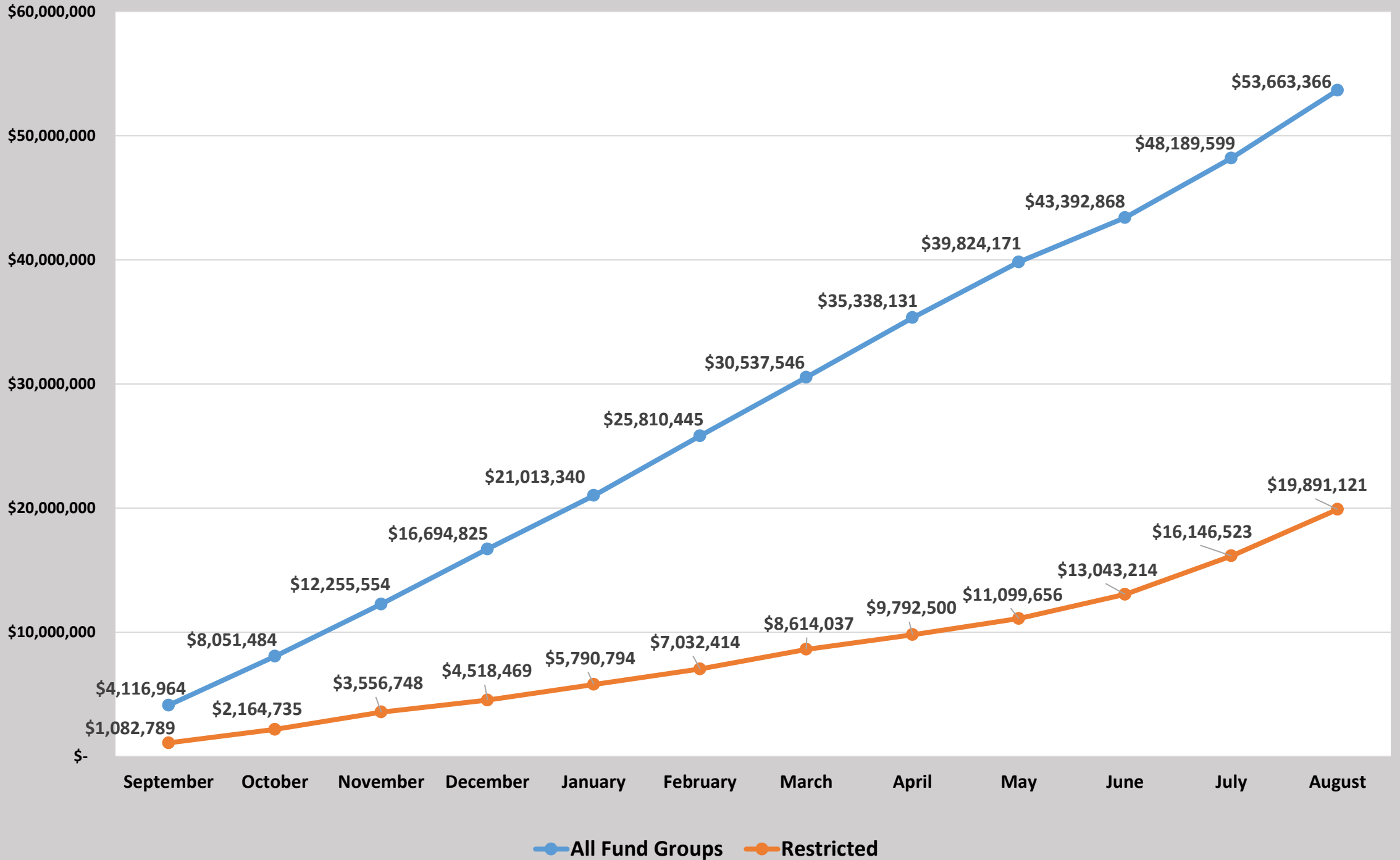


## Research Expenditures - **Restricted** - By Division



# FY 2020 Research Expenditures

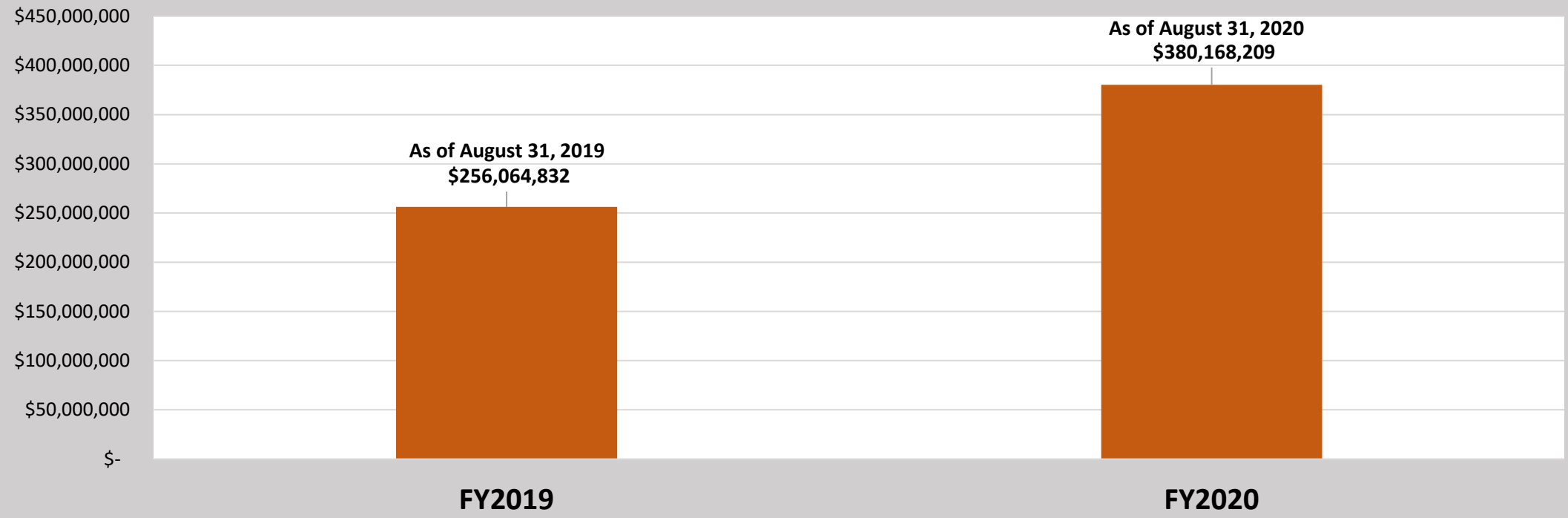
Year-to-Date as of August 31, 2020



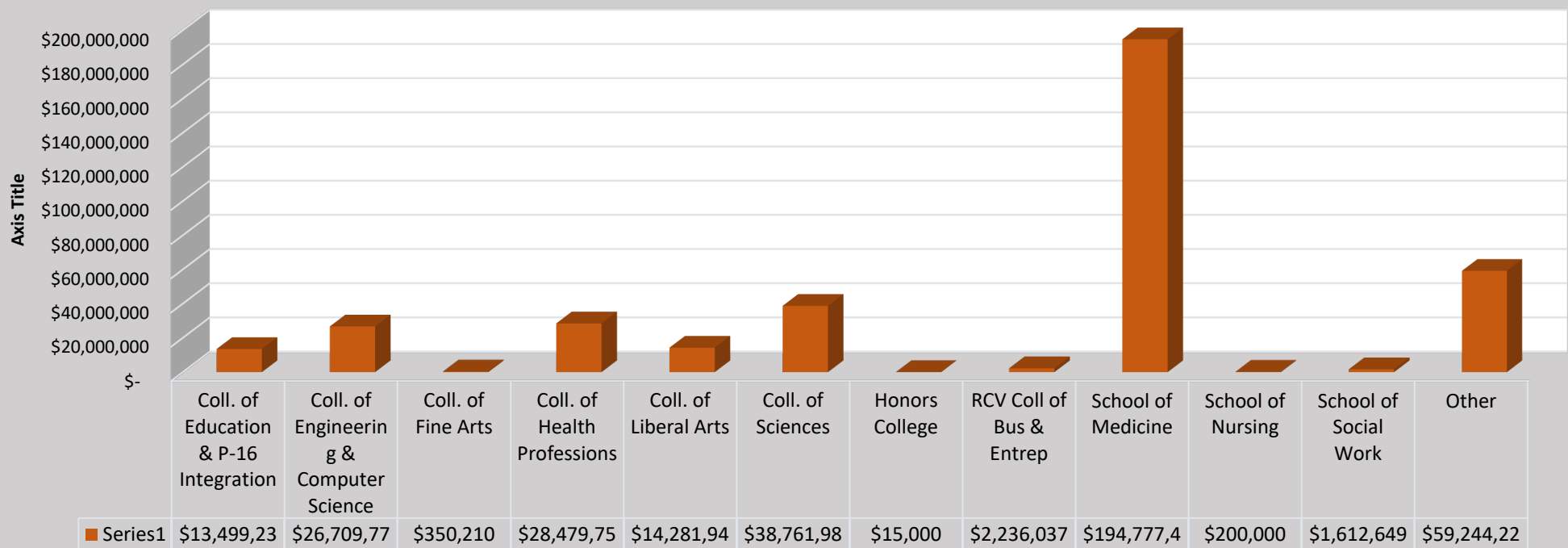
**The University of Texas Rio Grande Valley**  
**Proposal Submission by College/School**

Proposal Submission	AUG - FY2020 Aug 1, 2020 - Aug 31, 2020		FY 2020 - YTD Sep 1, 2019 - Aug 31, 2020	
	Count	Amount Requested	Count	Amount Requested
<b>Academic Affairs</b>				
<i>College of Education &amp; P-16 Integration</i>	2	\$ 23,336	31	\$ 13,499,236
<i>College of Engineering &amp; Computer Science</i>	7	\$ 4,208,643	70	\$ 26,709,772
<i>College of Fine Arts</i>	1	\$ 50,000	6	\$ 350,210
<i>College of Liberal Arts</i>	2	\$ 966,413	37	\$ 14,281,941
<i>College of Sciences</i>	10	\$ 3,338,185	94	\$ 38,761,980
<i>Honors College</i>	0	\$ -	1	\$ 15,000
<i>Robert C. Vackar College of Business &amp; Entrepreneurship</i>	1	\$ 874,995	4	\$ 2,236,037
Division of Governmental & Community Relations	2	\$ 664,446	6	\$ 1,513,446
<b>Division of Health Affairs</b>				
<i>College of Health Professions</i>	3	\$ 1,888,983	31	\$ 28,479,754
<i>School of Medicine</i>	12	\$ 18,913,850	151	\$ 194,777,410
<i>School of Nursing</i>	1	\$ 200,000	1	\$ 200,000
<i>School of Social Work</i>	1	\$ 352,294	3	\$ 1,612,649
Division of Research, Graduate Studies & New Program Development	4	\$ 723,948	8	\$ 9,528,754
Finance & Administration	0	\$ -	3	\$ 8,937,783
Institutional Advancement	0	\$ -	3	\$ 70,000
Presidents Office	0	\$ -	3	\$ 36,756,805
Strategic Enrollment	0	\$ -	3	\$ 724,306
Student Success	0	\$ -	3	\$ 1,713,126
<b>Grand Total</b>	<b>46</b>	<b>\$ 32,205,093</b>	<b>458</b>	<b>\$ 380,168,209</b>

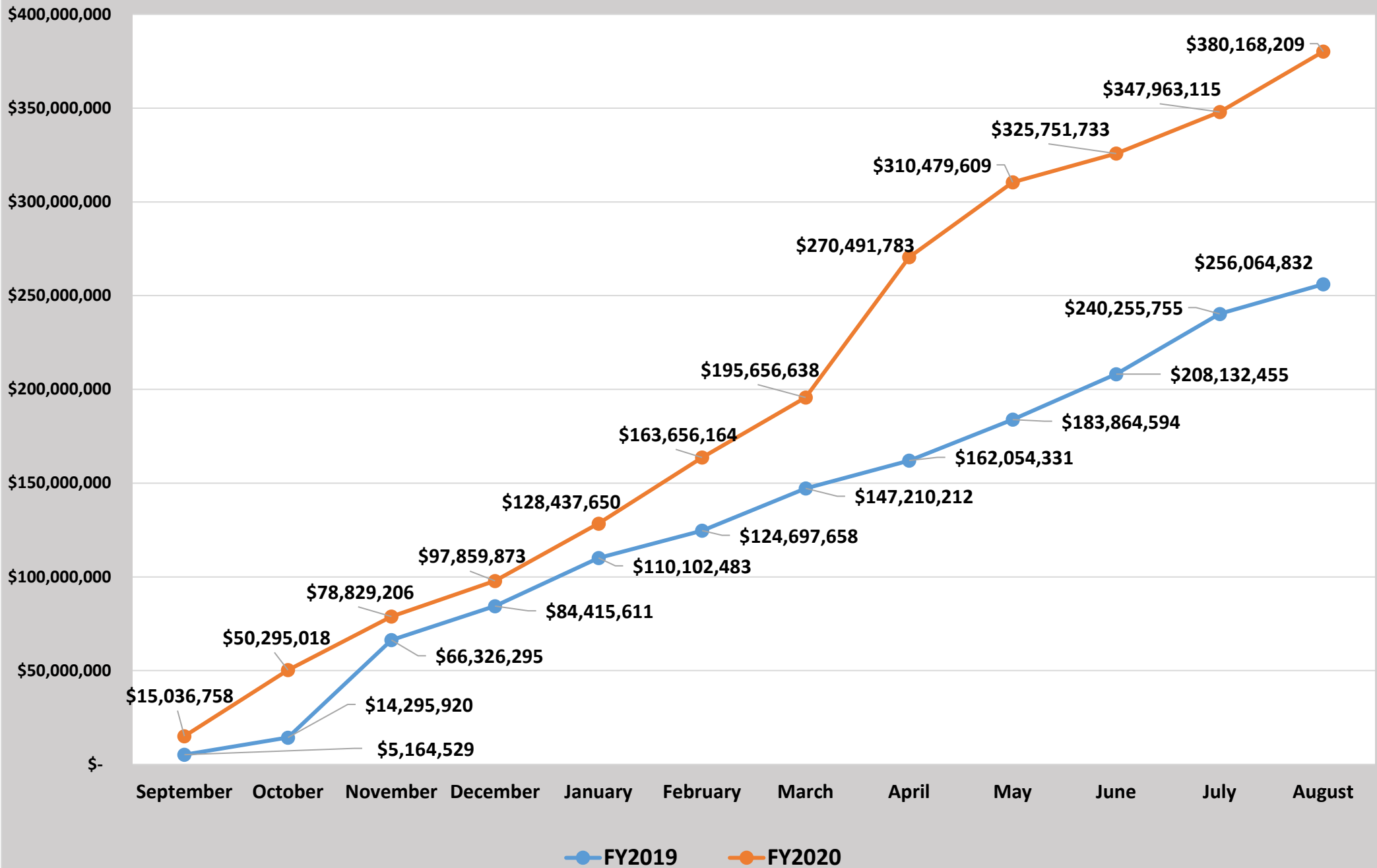
### Proposals - Funds Requested - By Fiscal Year



### FY 20 Proposals: Funds Requested by College/Schools



## Proposal Submissions Funds Requested Comparison by Fiscal Year FY 2019 vs. FY2020



**The University of Texas Rio Grande Valley**  
**Proposals submitted in August**

COLLEGE/DIVISION	DEPARTMENT	PI NAME	PROJECT TITLE	AGENCY/SPONSOR NAME	Total
College of Education & P-16 Integration	Bilingual & Literacy Studies	Almaguer, Isela	Curriculum-based Hybrid Instructional Technology to Increase Emotional Connection, Learning and Resilience in Schools	University of Texas at Dallas	\$ 9,336
College of Education & P-16 Integration	Teaching & Learning	Lu, Ming-Tsan	Career Readiness with Essential Soft Skills (CRESS) for Underrepresented Students at a Hispanic-Serving Institution (The University of Texas Rio Grande Valley)	Private/Foundation	\$ 14,000
College of Engineering & Computer Science	Computer Science	Wylie, Tim	CAREER: Algorithms and Applications of Uniform Control in Robot Motion Planning	National Science Foundation	\$ 423,541
College of Engineering & Computer Science	Mechanical Engineering	Choutapalli, Isaac	4D-Particle Tracking Velocimetry (PTV) System for Multidisciplinary Research	U.S. Department of Defense	\$ 591,071
College of Engineering & Computer Science	Mechanical Engineering	Ortega, Javier	Acquisition of an Advanced Materials' Surface Characterization Platform for Science and Engineering Research and Education at South Texas	U.S. Department of Defense	\$ 594,204
College of Engineering & Computer Science	Mechanical Engineering	Sarkar, Kamal	PPI: VMobi TM - A Novel Device for Improved Mobility for Blinds and Persons with Visual Impairment	National Science Foundation	\$ 249,516
College of Engineering & Computer Science	Mechanical Engineering	Sarkar, Kamal	VMobi [TM] Visual Mobility for Students with Visual Impairments	Private/Foundation	\$ 20,000
College of Engineering & Computer Science	Mfg & Industrial Engineering	Li, Jianzhi	Scalable integrated additive manufacturing for direct printing of large wind turbine blade using receding continuous printing and curved layer reinforced area printing	U.S. Department of Energy	\$ 2,191,590
College of Engineering & Computer Science	Mfg & Industrial Engineering	Li, Jianzhi	Standards/Guidance for Rapid Qualification of Metal-Based Additive Manufacturing	ABS / National Institute of Standards and Technology	\$ 138,721
College of Fine Arts	Music	Roeder, Scott	Expanding educational opportunities and options for college students in the Rio Grande Valley	Helen Greathouse Charitable Trust	\$ 50,000
College of Health Professions	Communication Disorders	Mishra, Sri	Development of medial efferent mechanisms in children	National Institutes of Health (NIH)	\$ 1,816,250
College of Health Professions	Health & Biomedical Sciences	Roy, Upal	Multidisciplinary research training to understand the pathogenesis of neurocognitive disorders in HIV/AIDS	National Institutes of Health (NIH)	\$ 60,133
College of Health Professions	Rehabilitation Services & Counseling	Reed, Bruce	Leadership Now!	Private/Foundation	\$ 12,600



**The University of Texas Rio Grande Valley**  
**Proposals submitted in August**

COLLEGE/DIVISION	DEPARTMENT	PI NAME	PROJECT TITLE	AGENCY/SPONSOR NAME	Total
College of Liberal Arts	Psychological Science	Charak, Ruby	Multi-Level Mental Health Dynamics of Resilience and Risk among Sexual and Gender Minority Young Adults of Color Living in Rural Underserved Regions	Oklahoma State University / NIH	\$ 544,875
College of Liberal Arts	Psychological Science	Lin, Yu-Cheng	The Phonological Mind in Motion: Mouse Tracking Captures the Phonological Unit of Monolingual and Bilingual Spoken Word Recognition	National Science Foundation	\$ 421,538
College of Sciences	Biology	Dirrigl, Frank	Fruit Fly eradication support in Lower Rio Grande Valley	U.S. Department of Agriculture	\$ 165,165
College of Sciences	Biology	Freidenreich, Ariel	The Role of Native Soil Microbes in Plant Growth and Abiotic Stress Tolerance	U.S. Department of Agriculture	\$ 164,812
College of Sciences	Biology	Kariyat, Rupesh	CAREER: Using Chemical Ecology and Molecular Genetics to Understand Multitrophic Interactions	National Science Foundation	\$ 793,894
College of Sciences	Biology	Schuenzel, Erin	Validation of Mexfly SNP typing tool	U.S. Department of Agriculture	\$ 29,901
College of Sciences	Chemistry	Parsons, Jason	Investigation of Metal Oxide and Sulfide Catalytic Systems	Private/Foundation	\$ 75,000
College of Sciences	Physics and Astronomy	Mohanty, Soumya	Finding unmodeled signals in noisy big data: An integrated multi-disciplinary approach	U.S. Department of Defense	\$ 551,889
College of Sciences	Physics and Astronomy	Pokhrel, Madhab	Digitizing Curriculum for General Physics I and II	Private/Foundation	\$ 20,000
College of Sciences	Sch of Earth Env & Marine Sci	Bessette, Shelby	Coastal Studies Lab Museum & Outdoor Learning Area Improvements for Education	Private/Foundation	\$ 57,120
College of Sciences	Sch of Earth Env & Marine Sci	Hicks, David	Ceiling Funding Increase to NOAA Educational Partnership Program with Minority Serving Institutions Cooperative	Florida Agricultural and Mechanical University / NOAA	\$ 998,584
College of Sciences	Sch of Earth Env & Marine Sci	Pereira, Engil	Soil N2O emissions from subtropical semiarid farmlands: microbial communities as the dynamic drivers across spatial and temporal variability	National Science Foundation	\$ 481,820
Governmental & Community Relations	Business Development	Juarez, Maria	Small Business Development Centers	South West Texas Border SBDC Network / Small Business Administration	\$ 55,000
Governmental & Community Relations	Business Development	Juarez, Maria	Small Business Development Centers	South West Texas Border SBDC Network / Small Business Administration	\$ 609,446

**The University of Texas Rio Grande Valley**  
**Proposals submitted in August**

COLLEGE/DIVISION	DEPARTMENT	PI NAME	PROJECT TITLE	AGENCY/SPONSOR NAME	Total
Health Affairs	School of Nursing	Tamez, Eloisa	<b>Creating Clinical Standard Patients: Collaboration between the School of Nursing and the Department of Theater</b>	Texas Higher Education Coordinating Board	\$ 200,000
Research, Graduate Studies & New Program Development	Sustainable Agr & Rural Advncmt	Cain, Colin	<b>South Texas Rural Innovations Project (STRIP)</b>	U.S. Department of Agriculture	\$ 174,544
Research, Graduate Studies & New Program Development	Sustainable Agr & Rural Advncmt	Cain, Colin	<b>Texas Rural Cooperative Center</b>	U.S. Department of Agriculture	\$ 269,418
Research, Graduate Studies & New Program Development	Sustainable Agr & Rural Advncmt	Cruz-Reyes, Aisha	<b>South Texas Outreach, Training, and Technical Assistance through 2501</b>	Texas/Mexico Border Coalition / U.S. Department of Agriculture	\$ 206,352
Research, Graduate Studies & New Program Development	Sustainable Agr & Rural Advncmt	Lottman, Annelies	<b>Austin Cooperative Business Coaching and Training (ACCT) Project</b>	City of Austin	\$ 73,634
Robert C. Vackar College of Business & Entrepreneurship	Ctr for Innovation Commercial	Nail, Lance	<b>Accelerating Commercialization in Texas (ACTx) Hub</b>	Texas Tech / National Science Foundation	\$ 874,995
School of Medicine	Clinical Affairs	Nelson, Linda	<b>Interprofessional Community-Based Practice and Education Project</b>	Private/Foundation	\$ 150,000
School of Medicine	Immunology and Microbiology	Chauhan, Subhash	<b>Gene and Drug Delivery Approach to Repress MUC13 in Pancreatic Tumors</b>	National Institutes of Health (NIH)	\$ 2,137,458
School of Medicine	Immunology and Microbiology	Chauhan, Subhash	<b>Genetically Defining the Role of MUC13 in Pancreatic Cancer</b>	National Institutes of Health (NIH)	\$ 2,536,716
School of Medicine	Molecular Science	Ramirez-Correa, Genaro	<b>Functional role of enhanced tyrosine phosphorylation of the sarcomere</b>	Johns Hopkins University / NIH	\$ 782,220
School of Medicine	Neuroscience	Maestre, Gladys	<b>The University of Texas Consortium Alzheimer's Disease Research Center, UTC-ADRC</b>	UT Health Houston / NIH	\$ 433,105
School of Medicine	Ofc of Human Genetics	Curran, Joanne	<b>Genetics of Alveolar Cell Response to COVID-19 Infection in a Hispanic Cohort</b>	National Institutes of Health (NIH)	\$ 3,627,219
School of Medicine	Ofc of Human Genetics	Curran, Joanne	<b>Modeling the Exposome in Major Depression</b>	National Institutes of Health (NIH)	\$ 3,798,354
School of Medicine	Ofc of Human Genetics	Goring, Harald	<b>Effects of childhood poly- and perfluoroalkyl cardiometabolic health</b>	UT Health Houston / NIH	\$ 781,293
School of Medicine	Ofc of Human Genetics	Mummidi, Srinivas	<b>Metabolic Signatures of disease progression in SARS-CoV-2 positive individuals with Type 2 Diabetes in the Mexican American population</b>	National Institutes of Health (NIH)	\$ 3,341,534

**The University of Texas Rio Grande Valley**  
**Proposals submitted in August**

COLLEGE/DIVISION	DEPARTMENT	PI NAME	PROJECT TITLE	AGENCY/SPONSOR NAME	Total
School of Medicine	Ofc of Human Genetics	Thomas, John	<b>Understanding and Addressing COVID-19 Testing Disparities in Vulnerable Populations: A Multilevel and Multi-method Approach</b>	UT Health Houston / NIH	\$ 581,429
School of Medicine	Pediatrics	Allegre, Alberto	<b>Integrated Care Collaborative Unit (ICCU)</b>	Private/Foundation	\$ 250,000
School of Medicine	Pediatrics	Griffin, Marsha	<b>TD Challenge: Pregnant Women and Children Initiative and SCAN Expansion</b>	Private/Foundation	\$ 494,522
School of Social Work	School of Social Work	Torres-Hostos, Luis	<b>Texas CEAL Consortium</b>	University of North Texas Health Science Center / NIH	\$ 352,294
<b>Grand Total</b>					<b>\$ 32,205,093</b>

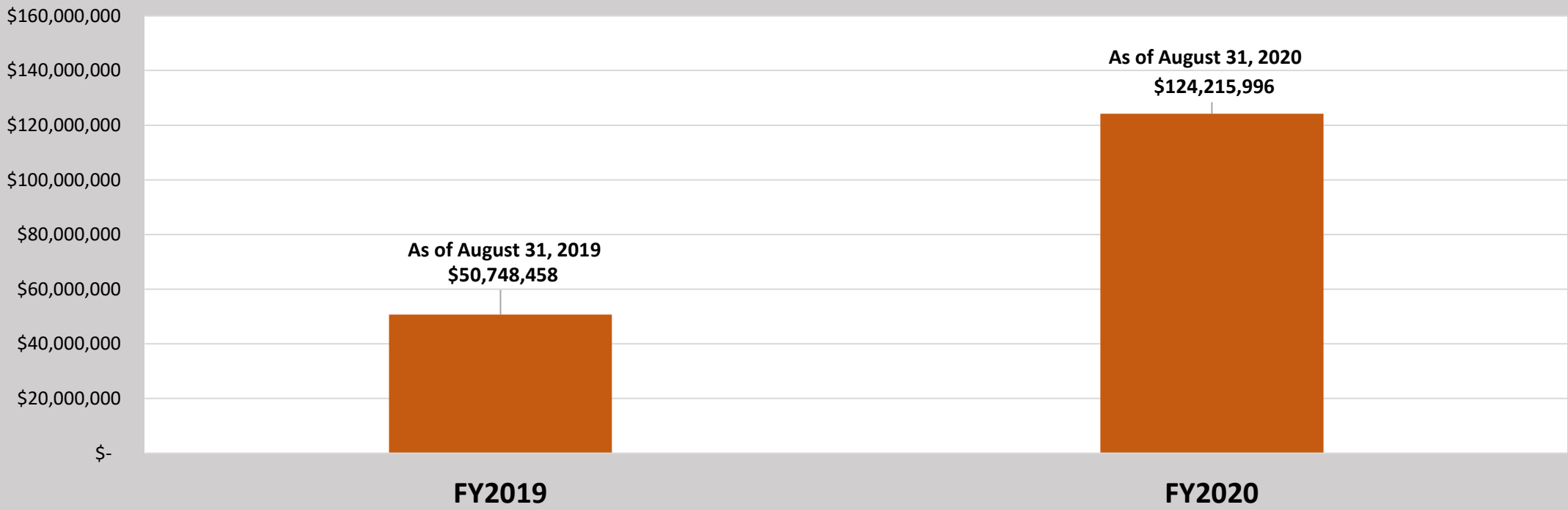
**The University of Texas Rio Grande Valley**  
**Proposal Submission by College/School - Monthly**

Proposal Submission	QTR 1 - FY2020		QTR 2 - FY2020		QTR 3 - FY2020		JUN - FY2020		JUL - FY2020		AUG - FY2020		FY 2020 - YTD	
	Count	Amount Requested	Count	Amount Requested	Count	Amount Requested	Count	Amount Requested	Count	Amount Requested	Count	Amount Requested	Count	Amount Requested
<b>Academic Affairs</b>														
<i>College of Education &amp; P-16 Integration</i>	7	\$ 3,466,363	6	\$ 845,762	10	\$ 8,803,886	3	\$ 150,000	3	\$ 209,889	2	\$ 23,336	31	\$ 13,499,236
<i>College of Engineering &amp; Computer Science</i>	16	\$ 3,823,983	15	\$ 7,461,210	21	\$ 8,346,277	7	\$ 2,430,077	4	\$ 439,582	7	\$ 4,208,643	70	\$ 26,709,772
<i>College of Fine Arts</i>	1	\$ 150,000	2	\$ 21,150	1	\$ 100,000	0	\$ -	1	\$ 29,060	1	\$ 50,000	6	\$ 350,210
<i>College of Liberal Arts</i>	5	\$ 4,278,850	10	\$ 2,846,025	13	\$ 1,440,645	3	\$ 169,983	4	\$ 4,580,025	2	\$ 966,413	37	\$ 14,281,941
<i>College of Sciences</i>	28	\$ 10,925,892	30	\$ 16,454,264	18	\$ 5,140,344	5	\$ 1,492,511	3	\$ 1,410,784	10	\$ 3,338,185	94	\$ 38,761,980
<i>Honors College</i>	0	\$ -	1	\$ 15,000	0	\$ -	0	\$ -	0	\$ -	0	\$ -	1	\$ 15,000
<i>Robert C. Vackar College of Business &amp; Entrepreneurship</i>	0	\$ -	0	\$ -	2	\$ 19,000	1	\$ 1,342,042	0	\$ -	1	\$ 874,995	4	\$ 2,236,037
<b>Division of Governmental &amp; Community</b>	0	\$ -	2	\$ 700,000	2	\$ 149,000	0	\$ -	0	\$ -	2	\$ 664,446	6	\$ 1,513,446
<b>Division of Health Affairs</b>														
<i>College of Health Professions</i>	8	\$ 8,953,991	10	\$ 8,476,435	6	\$ 8,035,895	2	\$ 465,600	2	\$ 658,850	3	\$ 1,888,983	31	\$ 28,479,754
<i>School of Medicine</i>	32	\$ 47,040,822	39	\$ 45,310,731	46	\$ 59,921,904	13	\$ 8,706,911	9	\$ 14,883,192	12	\$ 18,913,850	151	\$ 194,777,410
<i>School of Nursing</i>											1	\$ 200,000	1	\$ 200,000
<i>School of Social Work</i>	0	\$ -	1	\$ 999,255	1	\$ 261,100	0	\$ -	0	\$ -	1	\$ 352,294	3	\$ 1,612,649
<b>Division of Research, Graduate Studies &amp;</b>	0	\$ -	1	\$ 4,000	2	\$ 8,300,806	1	\$ 500,000	0	\$ -	4	\$ 723,948	8	\$ 9,528,754
<b>Finance &amp; Administration</b>	2	\$ 169,305	0	\$ -	1	\$ 8,768,478	0	\$ -	0	\$ -	0	\$ -	3	\$ 8,937,783
<b>Institutional Advancement</b>	0	\$ -	0	\$ -	3	\$ 70,000	0	\$ -	0	\$ -	0	\$ -	3	\$ 70,000
<b>Presidents Office</b>	0	\$ -	0	\$ -	3	\$ 36,756,805	0	\$ -	0	\$ -	0	\$ -	3	\$ 36,756,805
<b>Strategic Enrollment</b>	0	\$ -	0	\$ -	1	\$ 709,306	2	\$ 15,000	0	\$ -	0	\$ -	3	\$ 724,306
<b>Student Success</b>	1	\$ 20,000	2	\$ 1,693,126	0	\$ -	0	\$ -	0	\$ -	0	\$ -	3	\$ 1,713,126
<b>Grand Total</b>	<b>100</b>	<b>\$ 78,829,206</b>	<b>119</b>	<b>\$ 84,826,958</b>	<b>130</b>	<b>\$ 146,823,445</b>	<b>37</b>	<b>\$ 15,272,124</b>	<b>26</b>	<b>\$ 22,211,382</b>	<b>46</b>	<b>\$ 32,205,093</b>	<b>458</b>	<b>\$ 380,168,209</b>

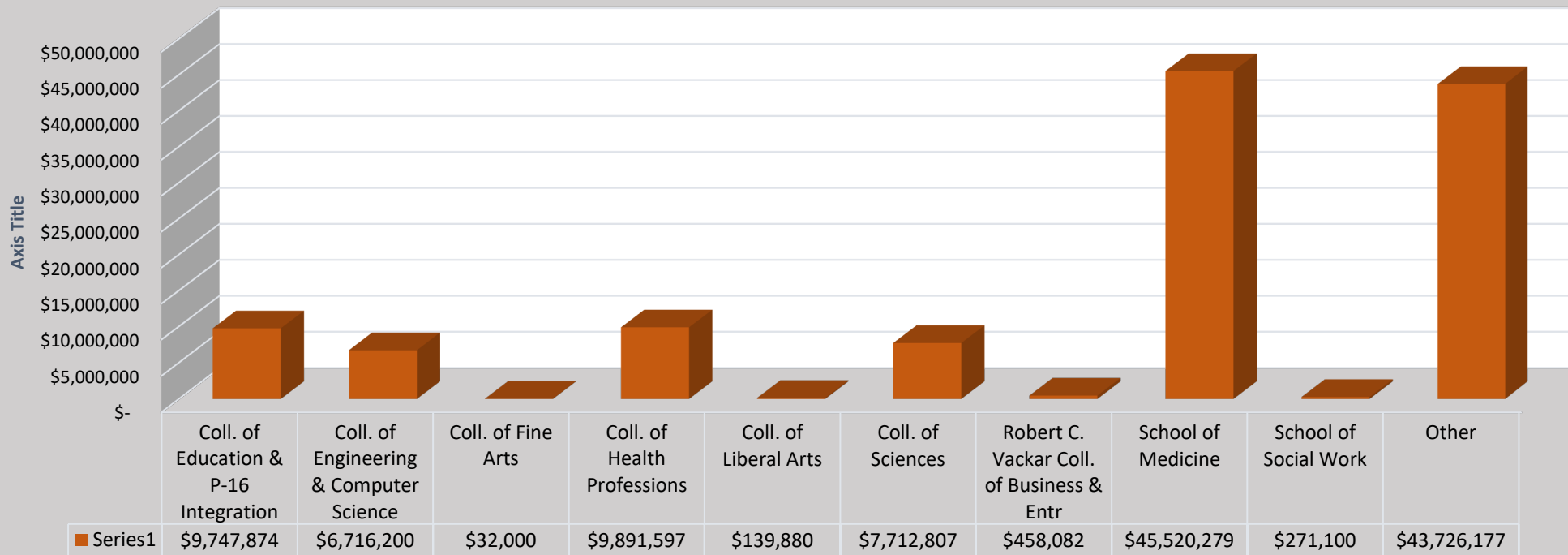
**The University of Texas Rio Grande Valley**  
**Awards by Schools/Colleges**

Awards	AUG - FY2020 <i>Aug 1, 2020 - Aug 31, 2020</i>		FY 2020 - YTD <i>Sep 1, 2019 - Aug 31, 2020</i>	
	Count of Awards	Sum of Total	Count of Awards	Sum of Total
Academic Affairs				
<i>College of Education &amp; P-16 Integration</i>	2	\$ 7,636,048	8	\$ 9,747,874
<i>College of Engineering &amp; Computer Science</i>	1	\$ 699,077	31	\$ 6,716,200
<i>College of Fine Arts</i>	0	\$ -	2	\$ 32,000
<i>College of Liberal Arts</i>	0	\$ -	6	\$ 139,880
<i>College of Sciences</i>	11	\$ 3,225,907	45	\$ 7,712,807
<i>Robert C. Vackar College of Business &amp; Entrepreneurship</i>	1	\$ 89,082	4	\$ 458,082
Division of Governmental & Community Relations	0	\$ -	9	\$ 1,342,914
Division of Health Affairs				
<i>College of Health Professions</i>	2	\$ 1,568,815	14	\$ 9,891,597
<i>School of Medicine</i>	6	\$ 1,950,947	42	\$ 45,520,279
<i>School of Social Work</i>	1	\$ 261,100	2	\$ 271,100
Division of Research, Graduate Studies & New Program	0	\$ -	16	\$ 1,927,707
Finance & Administration	0	\$ -	3	\$ 135,100
Presidents Office	1	\$ 2,425,833	3	\$ 36,760,091
Strategic Enrollment	0	\$ -	3	\$ 939,306
Student Success	15	\$ 2,242,058	22	\$ 2,621,059
<b>Grand Total</b>	<b>40</b>	<b>\$ 20,098,867</b>	<b>210</b>	<b>\$ 124,215,996</b>

### Awards - Funds Awarded - By Fiscal Year



### FY 20 Awards Received by College/Schools



**The University of Texas Rio Grande Valley**  
**Awards received in August**

College/School	Department	PI Name	Award Title	Sponsor	Type of Project	Total
College of Education & P-16 Integration	Human Devt & School Services	Medrano, Hilda	Early Head Start	U.S. Department of Health & Human Services	Continuation	\$ 7,356,122
College of Education & P-16 Integration	Human Devt & School Services	Medrano, Hilda	Early Head Start/Child Care Partnership	U.S. Department of Health & Human Services	New Award	\$ 279,926
College of Engineering & Computer Science	Electrical & Computer Engineer	Chu, Mark Yul	MRI: Acquisition of a GPU-Accelerated Cluster, High Performance Rio Grande Valley Cluster (HiRGV)	National Science Foundation	New Award	\$ 699,077
College of Health Professions	Communication Disorders	Mishra, Srikanta	Development of medial efferent mechanisms in children	National Institutes of Health (NIH)	New Award	\$ 1,543,815
College of Health Professions	Rehab Srvs & Counseling	Diallo, Abdoulaye	Research Infrastructure Needs Assessment Survey	Langston University	Continuation	\$ 25,000
College of Sciences	Biology	Dirrigl, Frank	Fruit fly eradication support in Lower Rio Grande Valley	U.S. Department of Agriculture	New Award	\$ 165,165
College of Sciences	Biology	Feria, Teresa	TX 20 CIPR Cactus Moth - UTRGV	U.S. Department of Agriculture	New Award	\$ 25,000
College of Sciences	Biology	Schuenzel, Erin	Validation of Mexfly SNP Typing Tool	U.S. Department of Agriculture	New Award	\$ 29,901
College of Sciences	Mathematical & Statistical Sci	Wilson, Aaron	Motivating interest and academic choices in mathematics through near-peer interactions	National Science Foundation	New Award	\$ 1,643,385
College of Sciences	Physics and Astronomy	Ferrer, Efrain	RUI: Probing QCD with Magnetic Fields in the Multimessenger Astronomy Era	National Science Foundation	New Award	\$ 180,000
College of Sciences	Sch of Earth Env & Marine Sci	Benavides, Jude	Assessment of Texas coastal watershed delineations using high-resolution data sources and other methods to improve hydrology data sets for flood risk analyses	Texas Water Development Board	New Award	\$ 125,000
College of Sciences	Sch of Earth Env & Marine Sci	Cabo Fierro, Alejandro	Restoration of Naval Sabal Palm thornforest	Private/Foundation	New Award	\$ 36,218
College of Sciences	Sch of Earth Env & Marine Sci	Kline, Richard	Endangered Species Research Projects on Black-Spotted Newt	Texas Comptroller of Public Accounts	Amendment	\$ 186,640
College of Sciences	Sch of Earth Env & Marine Sci	Kline, Richard	Monitoring of Wildlife Crossings and Fencing on FM 106 in Willacy County	Texas Department of Transportation	New Award	\$ 784,352
College of Sciences	Sch of Earth Env & Marine Sci	Kline, Richard	Sidescan Sonar Surveys and Evaluation of Nearshore Reef Site Materials at the Rio Grande Valley Reef	Texas Parks and Wildlife Department	New Award	\$ 36,730
College of Sciences	Health Professions Careers	Stern, Gustavo	FY2021 Joint Admission Medical Program	University of Texas System Admin Office	New Award	\$ 13,516
President's Office	-	Gonzales, Veronica	CARES ACT Higher Education Emergency Relief Fund- MSI	U.S. Department of Education	New Award	\$ 2,425,833



College/School	Department	PI Name	Award Title	Sponsor	Type of Project	Total
Robert C. Vackar College of Business & Entrepreneurship	RCV Coll of Bus & Entrep	Adams, Russell	Type I: Establishment of an NSF I-Corps Site at the University of Texas Rio Grande Valley	National Science Foundation	New Award	\$ 89,082
School of Medicine	Clinical Affairs	Nelson, Linda	Primary Health Care Grant	Texas Health and Human Services	New Award	\$ 584,560
School of Medicine	Immunology and Microbiology	Chauhan, Subhash	Development of Targeted Nanotechnology Platform for Pancreatic Cancer	National Institutes of Health (NIH)	New Award	\$ 15,492
School of Medicine	Immunology and Microbiology	Chauhan, Subhash	Targeted Nanotherapy for Pancreatic Cancer	National Institutes of Health (NIH)	New Award	\$ 9,060
School of Medicine	Neuroscience	Salloum, Ihsan	Stem Cell Therapy, Inflammation and Treatment Response in Alcoholism-Depression Comorbidity	National Institutes of Health (NIH)	New Award	\$ 1,202,376
School of Medicine	Ofc of Human Genetics	Blangero, John	Imaging Genomics of the Aging Brain	Boston Children's Hospital	Supplemental Funding	\$ 131,934
School of Medicine	S TX Diabetes and Obesity Inst	Curran, Joanne	mRNA Sequencing	National Institutes of Health	New Award	\$ 7,525
School of Social Work	School of Social Work	Torres-Hostos, Luis	Title IV-E Opportunity Program	Texas Dept of Family & Protective Svcs	New Award	\$ 261,100
Student Success	College Access & K-12 Partners	Valdez, Cynthia	Student Support Services Grant	U.S. Department of Education	New Award	\$ 1,740,010
Student Success	College Access Outreach Prgms	Armendariz, Eddie	The University of Texas Rio Grande Valley UB Rio Hondo	U.S. Department of Education	Continuation	\$ 46,585
Student Success	College Access Outreach Prgms	Armendariz, Eddie	Upward Bound - Port Isabel	U.S. Department of Education	Continuation	\$ 40,101
Student Success	College Access Outreach Prgms	Garcia, Juan	UTRGV Upward Bound Math & Science (UBMS) Edinburg	U.S. Department of Education	Continuation	\$ 35,346
Student Success	College Access Outreach Prgms	Gomez, Maria	The University of Texas Rio Grande Valley UB La Grulla	U.S. Department of Education	Continuation	\$ 40,101
Student Success	College Access Outreach Prgms	Gomez, Maria	Upward Bound - Rio Grande City	U.S. Department of Education	Continuation	\$ 40,101
Student Success	College Access Outreach Prgms	Llanas, Juana	The University of Texas Rio Grande Valley UB Lopez/Porter	U.S. Department of Education	Continuation	\$ 48,486
Student Success	College Access Outreach Prgms	Llanas, Juana	The University of Texas Rio Grande Valley UB Rivera	U.S. Department of Education	Continuation	\$ 42,105
Student Success	College Access Outreach Prgms	Miranda, Norma	UBMS Harlingen and San Benito High Schools	U.S. Department of Education	Continuation	\$ 35,346
Student Success	College Access Outreach Prgms	Rios, Carlos	The University of Texas Rio Grande Valley Talent Search Project	U.S. Department of Education	Continuation	\$ 37,375
Student Success	College Access Outreach Prgms	Valencia, Refugio Irasema	Upward Bound - Lyford	U.S. Department of Education	Continuation	\$ 40,101
Student Success	College Access Outreach Prgms	Valencia, Refugio Irasema	Upward Bound Raymondville	U.S. Department of Education	Continuation	\$ 40,101



College/School	Department	PI Name	Award Title	Sponsor	Type of Project	Total
Student Success	Engaged Scholarship & Learning	Chapman, Angela	FY20 JSTEM Summer Camp	La Joya ISD	New Award	\$ 25,000
Student Success	University College	Charlton, Jonikka	Graduation Help Desk	Private/Foundation	New Award	\$ 25,000
Student Success	University College	Charlton, Jonikka	Texas Regional Alignment Network (TX RAN)	Texas Higher Education Coordinating Board	Amendment	\$ 6,300
<b>Grand Total</b>						<b>\$ 20,098,867</b>

**The University of Texas Rio Grande Valley**  
**Awards by Schools/Colleges - Monthly**

Awards	QTR 1 - FY2020		QTR 2 - FY2020		QTR 3 - FY2020		JUN - FY2020		JUL - FY2020		AUG - FY2020		FY 2020 - YTD	
	Count	Amount Awarded	Count	Amount Awarded	Count	Amount Awarded	Count	Amount Awarded	Count	Amount Awarded	Count	Amount Awarded	Count	Total Amount Awarded
<b>Academic Affairs</b>														
<i>College of Education &amp; P-16 Integration</i>	2	\$ 1,263,659	1	\$ 12,000	1	\$ 499,265	1	\$ 326,916	1	\$ 9,986	2	\$ 7,636,048	8	\$ 9,747,874
<i>College of Engineering &amp; Computer Science</i>	15	\$ 4,285,218	3	\$ 35,716	5	\$ 941,368	3	\$ 230,305	4	\$ 524,516	1	\$ 699,077	31	\$ 6,716,200
<i>College of Fine Arts</i>	1	\$ 20,000	1	\$ 12,000	0	\$ -	0	\$ -	0	\$ -	0	\$ -	2	\$ 32,000
<i>College of Liberal Arts</i>	1	\$ 1,000	0	\$ -	4	\$ 131,380	1	\$ 7,500	0	\$ -	0	\$ -	6	\$ 139,880
<i>College of Sciences</i>	12	\$ 1,102,981	6	\$ 191,041	8	\$ 1,790,705	5	\$ 720,852	3	\$ 681,321	11	\$ 3,225,907	45	\$ 7,712,807
<i>Robert C. Vackar College of Business &amp; Entrepreneurship</i>	1	\$ 59,000	0	\$ -	0	\$ -	0	\$ -	2	\$ 310,000	1	\$ 89,082	4	\$ 458,082
<b>Division of Governmental &amp; Community</b>	3	\$ 363,916	1	\$ 13,000	5	\$ 965,998	0	\$ -	0	\$ -	0	\$ -	9	\$ 1,342,914
<b>Division of Health Affairs</b>														
<i>College of Health Professions</i>	5	\$ 1,086,770	1	\$ 100,000	2	\$ 546,447	1	\$ 1,150,000	3	\$ 5,439,565	2	\$ 1,568,815	14	\$ 9,891,597
<i>School of Medicine</i>	8	\$ 1,241,447	13	\$ 2,201,293	10	\$ 39,777,548	3	\$ 164,829	2	\$ 184,215	6	\$ 1,950,947	42	\$ 45,520,279
<i>School of Social Work</i>	0	\$ -	1	\$ 10,000	0	\$ -	0	\$ -	0	\$ -	1	\$ 261,100	2	\$ 271,100
<b>Division of Research, Graduate Studies &amp;</b>	3	\$ 472,412	9	\$ 749,050	4	\$ 706,245	0	\$ -	0	\$ -	0	\$ -	16	\$ 1,927,707
<b>Finance &amp; Administration</b>	0	\$ -	1	\$ 11,042	1	\$ 120,558	0	\$ -	1	\$ 3,500	0	\$ -	3	\$ 135,100
<b>Presidents Office</b>	0	\$ -	0	\$ -	2	\$ 34,334,258	0	\$ -	0	\$ -	1	\$ 2,425,833	3	\$ 36,760,091
<b>Strategic Enrollment</b>	1	\$ 55,000	0	\$ -	0	\$ -	0	\$ -	2	\$ 884,306	0	\$ -	3	\$ 939,306
<b>Student Success</b>	2	\$ 80,000	4	\$ 225,798	0	\$ -	1	\$ 73,203	0	\$ -	15	\$ 2,242,058	22	\$ 2,621,059
<b>Grand Total</b>	<b>54</b>	<b>\$10,031,403</b>	<b>41</b>	<b>\$ 3,560,940</b>	<b>42</b>	<b>\$ 79,813,772</b>	<b>15</b>	<b>\$ 2,673,605</b>	<b>18</b>	<b>\$ 8,037,409</b>	<b>40</b>	<b>\$20,098,867</b>	<b>210</b>	<b>\$ 124,215,996</b>

# FY 20 Awards Funded - By Funding Source

