

The University of Texas Rio Grande Valley
 FY2019 Research Expenditures - **All Fund Groups**
 Year-to-Date as of August 31, 2019

Revised on 6-5-2020

Unit	As of August 31, 2019					As of August	As of August
	Federal	Institutional	Private	State	Grand Total	31, 2018	31, 2017
Academic Affairs and Stdnt Success	\$ 5,827,633	\$ 16,865,527	\$ 502,368	\$ 1,415,381	\$ 24,610,908	\$ 11,229,302	\$ 12,124,314
Division of Health Affairs	\$ 6,475,754	\$ 7,156,260	\$ 3,837,959	\$ 3,733,847	\$ 21,203,819	\$ 12,482,019	\$ 13,260,086
Finance & Administration		\$ 245,818	\$ 33,202	\$ (654)	\$ 278,366	\$ 6,550	\$ 121,518
Research Grad Studies New Pgms	\$ 1,325,833	\$ 593,181	\$ 99,784	\$ 1,348,712	\$ 3,367,509	\$ 2,387,675	\$ 3,047,492
Grand Total	\$ 13,629,220	\$ 24,860,785	\$ 4,473,311	\$ 6,497,286	\$ 49,460,602	\$ 26,105,547	\$ 28,553,410

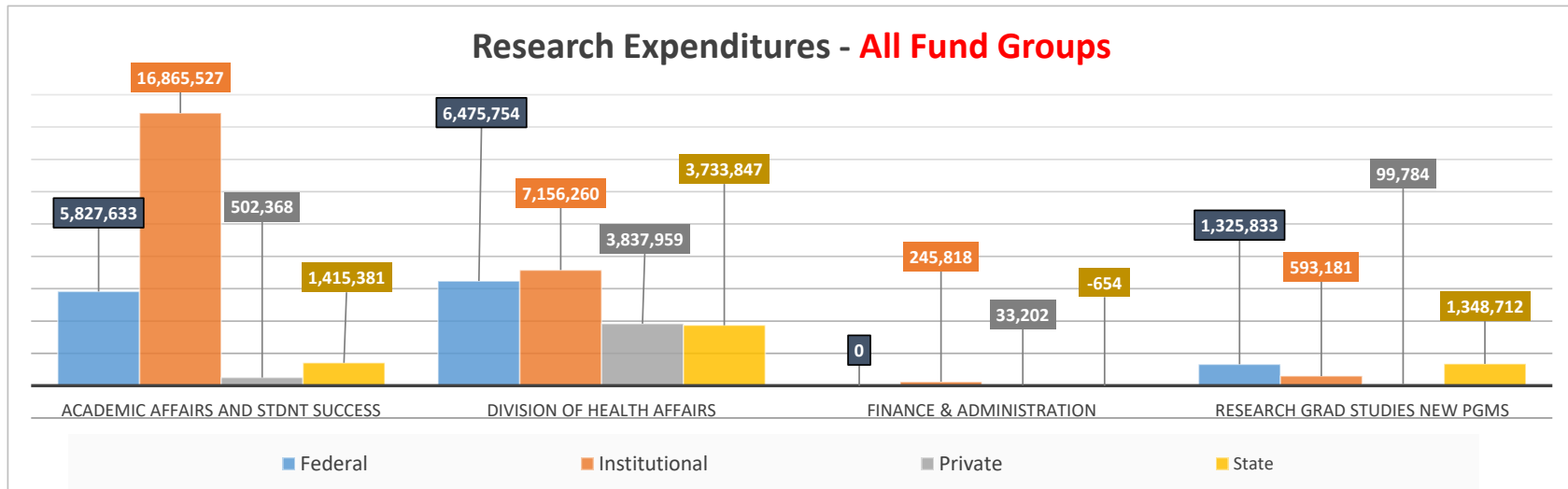
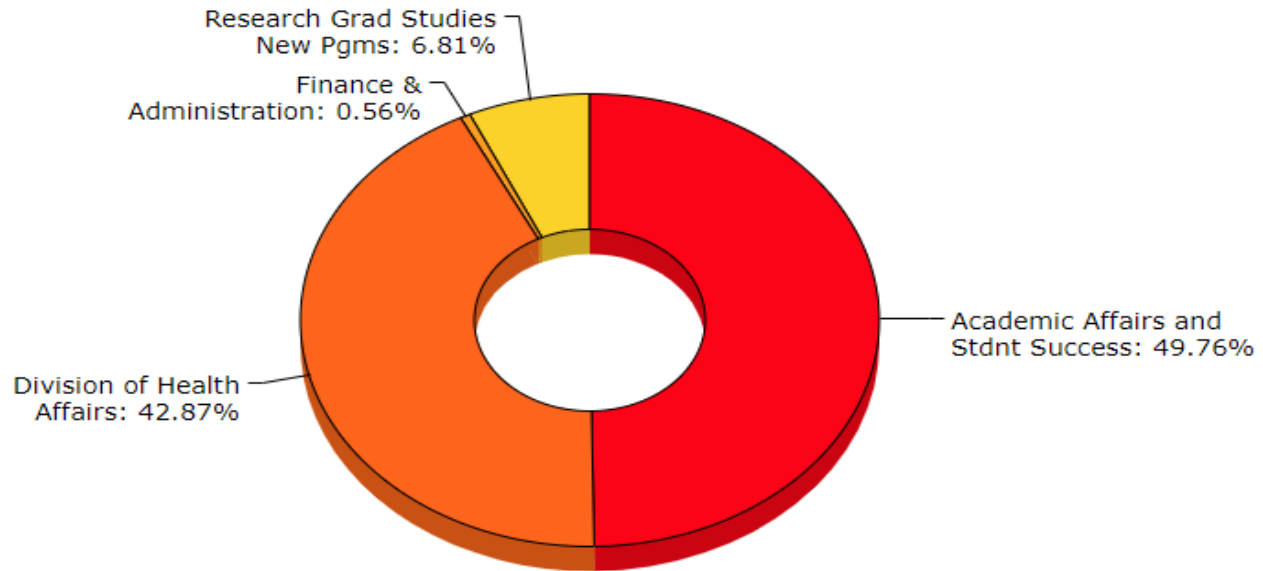
The University of Texas Rio Grande Valley
 FY2019 Research Expenditures - **Restricted**
 Year-to-Date as of August 31, 2019

Unit	As of August 31, 2019					As of August	As of August
	Federal	Institutional	Private	State	Grand Total	31, 2018	31, 2017
Academic Affairs and Stdnt Success	\$ 4,610,696	-	\$ 465,699	\$ 735,636	\$ 5,812,031	\$ 7,609,177	\$ 8,041,157
Division of Health Affairs	\$ 4,987,355	-	\$ 3,448,306	\$ 334,751	\$ 8,770,412	\$ 4,745,758	\$ 4,356,689
Finance & Administration	-	-	\$ 33,202	-	\$ 33,202	-	-
Research Grad Studies New Pgms	\$ 1,061,707	-	\$ 99,784	\$ 520,144	\$ 1,681,635	\$ 1,102,013	\$ 2,099,453
Grand Total	\$ 10,659,758	-	\$ 4,046,991	\$ 1,590,531	\$ 16,297,279	\$ 13,456,948	\$ 14,497,299

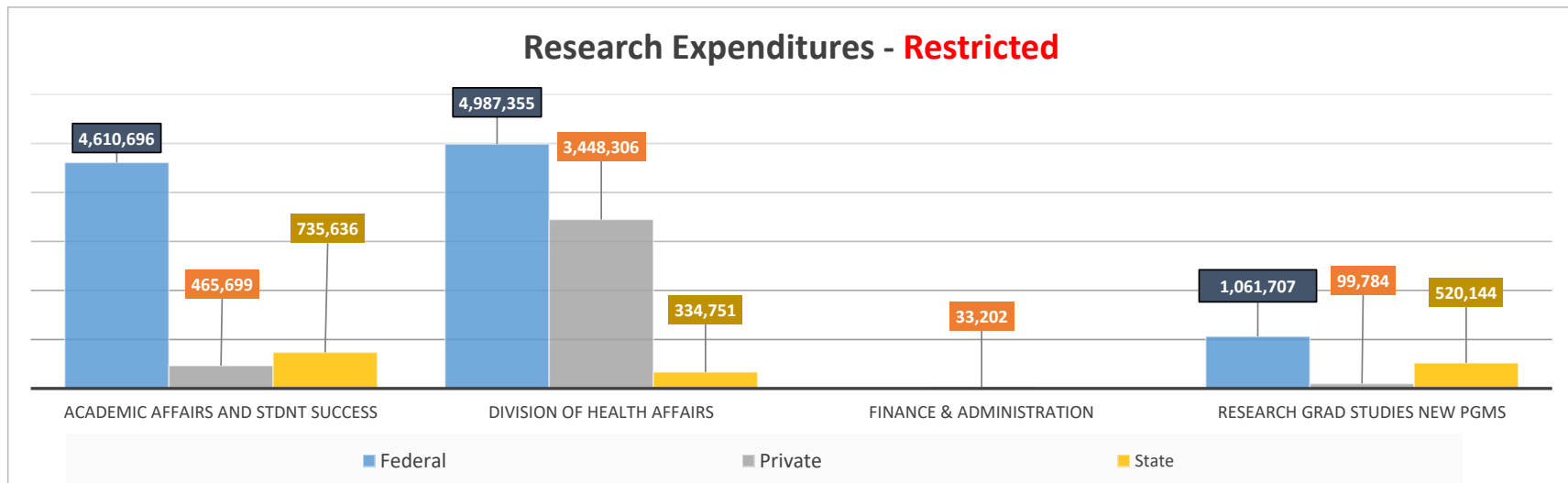
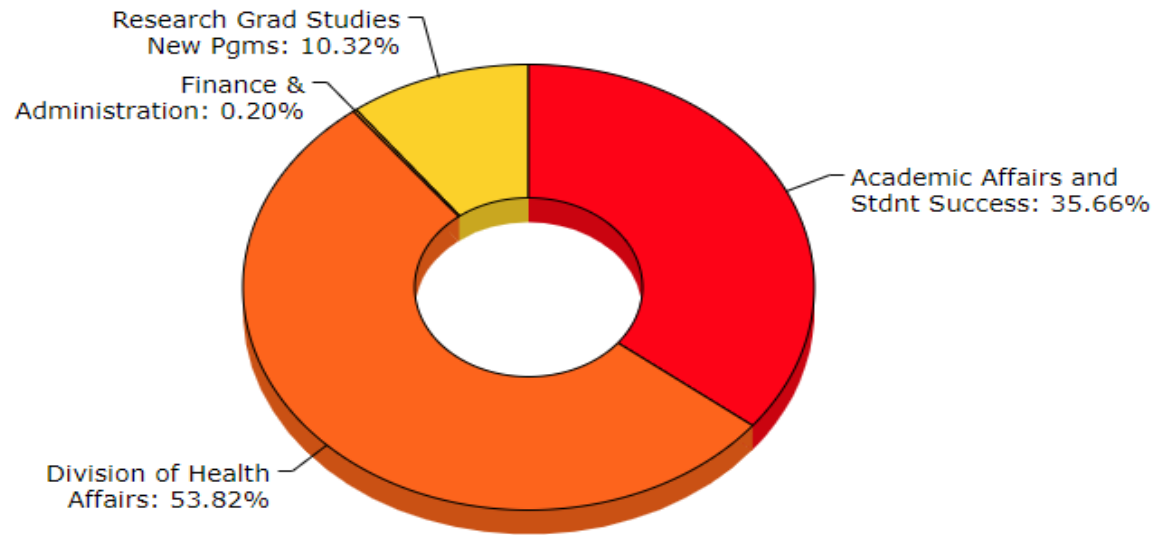
Note:

Indirect Costs and Pass-through expenditures have been excluded from the Research Expenditures Report. Restricted research should not include indirect costs and pass-through expenditures in order to match the Sources and Uses report which follows the Texas Higher Education Coordinating Board's Standards and Accounting Methods for Reporting Restricted Research Expenditures.

Research Expenditures - All Funds Year-to-Date as of August 31, 2019

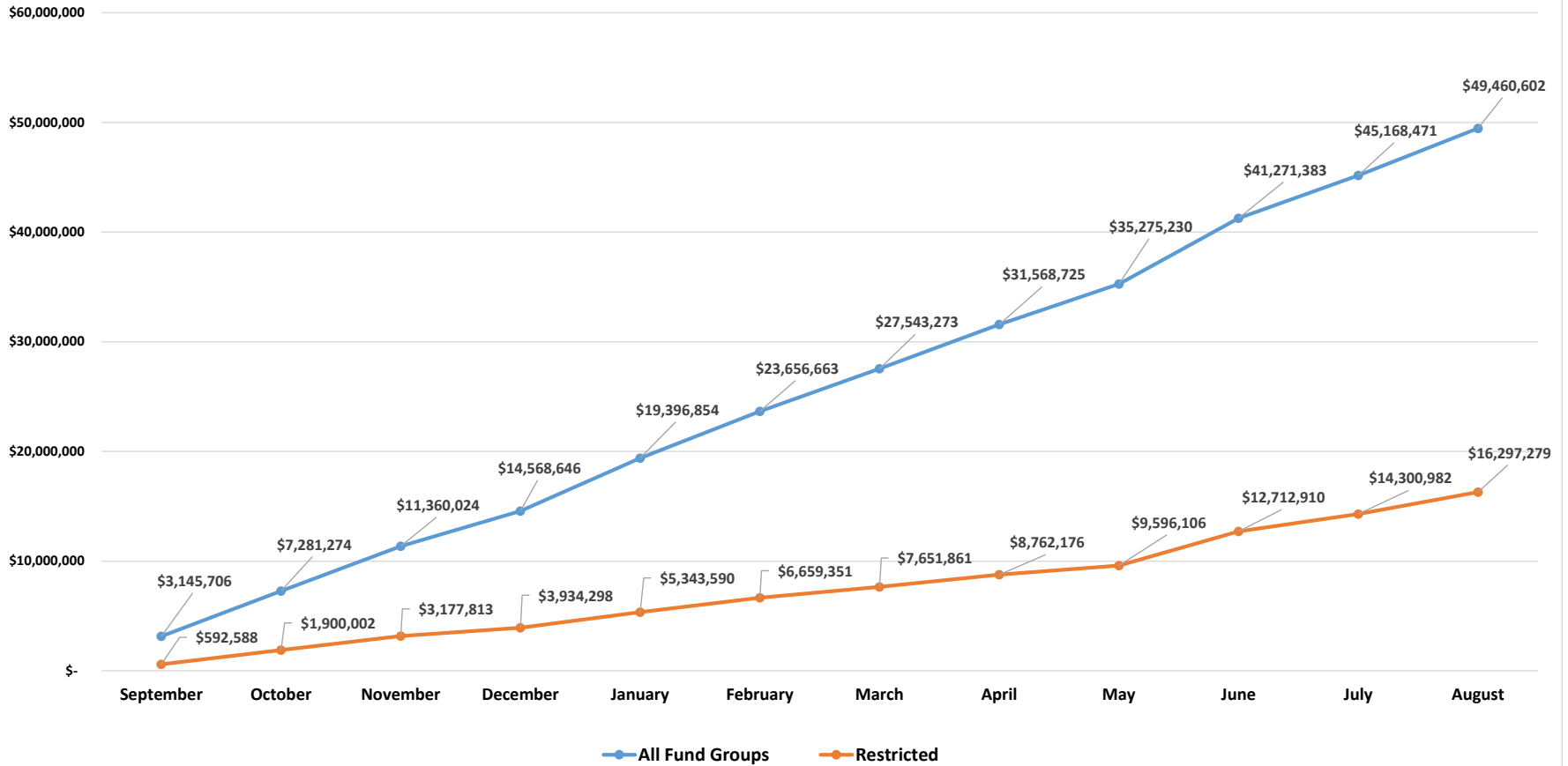


Research Expenditures - Restricted Year-to-Date as of August 31, 2019



FY 2019 Research Expenditures

Year-to-Date as of August 31, 2019



LEGEND

	September	October	November	December	January	February	March	April	May	June	July	August
All Fund Groups	\$ 3,145,706	\$ 7,281,274	\$ 11,360,024	\$ 14,568,646	\$ 19,396,854	\$ 23,656,663	\$ 27,543,273	\$ 31,568,725	\$ 35,275,230	\$ 41,271,383	\$ 45,168,471	\$ 49,460,602
Restricted	\$ 677,310	\$ 1,909,688	\$ 2,967,219	\$ 3,723,704	\$ 5,204,211	\$ 6,340,566	\$ 7,262,282	\$ 8,368,277	\$ 9,181,805	\$ 12,274,461	\$ 14,307,482	\$ 16,284,095

Note: Each month includes expenses starting September 1st all the way to that month

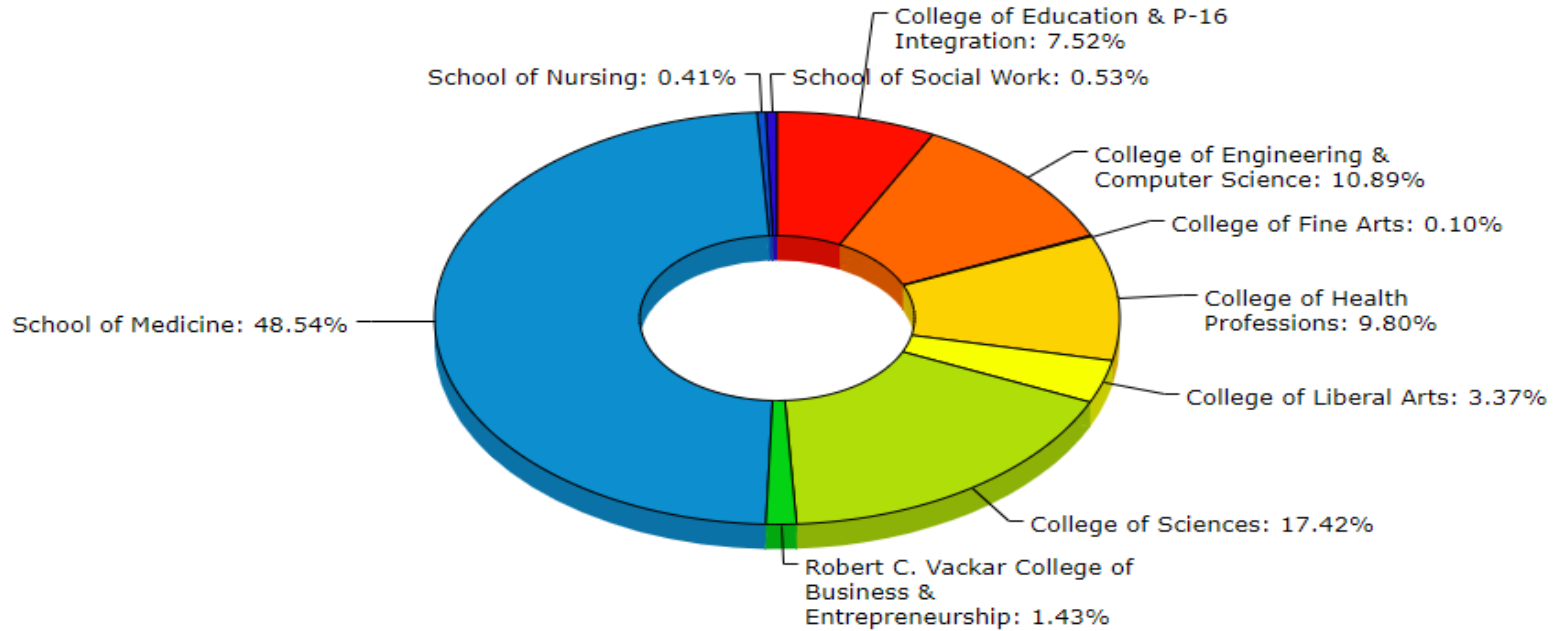
The University of Texas Rio Grande Valley
Proposal Submission by College/School

Proposal Submission	AUG - FY2019 Aug 1, 2019 - Aug 31, 2019		FY 2019 - YTD Sep 1, 2018 - Aug 31, 2019	
	Count	Amount Requested	Count	Amount Requested
Academic Affairs				
<i>College of Education & P-16 Integration</i>	2	\$ 116,976	13	\$ 18,413,599
<i>College of Engineering & Computer Science</i>	7	\$ 840,384	71	\$ 26,641,015
<i>College of Fine Arts</i>	2	\$ 68,414	5	\$ 236,187
<i>College of Liberal Arts</i>	6	\$ 1,343,742	25	\$ 8,244,578
<i>College of Sciences</i>	6	\$ 511,937	120	\$ 42,630,011
<i>Office of the Vice Provost for Faculty Affairs & Diversity</i>	0	\$ -	0	\$ -
<i>EVP for Academic Affairs, Student Success, and P-16 Integration</i>	0	\$ -	2	\$ 3,553,991
<i>Robert C. Vackar College of Business & Entrepreneurship</i>	1	\$ 15,650	8	\$ 3,490,769
Division of Governmental & Community Relations	1	\$ 100,352	3	\$ 725,352
Division of Health Affairs				
<i>College of Health Professions</i>	1	\$ 1,000,000	33	\$ 23,985,319
<i>School of Medicine</i>	8	\$ 11,112,622	73	\$ 118,777,658
<i>School of Nursing</i>	0	\$ -	2	\$ 1,000,000
<i>School of Social Work</i>	0	\$ -	2	\$ 1,295,613
Division of Research, Graduate Studies & New Program	1	\$ 699,000	11	\$ 2,331,521
Finance & Administration	0	\$ -	0	\$ -
Presidents Office	0	\$ -	0	\$ -
Strategic Enrollment	0	\$ -	2	\$ 15,000
Student Success	0	\$ -	6	\$ 4,724,219
Grand Total	35	\$ 15,809,077	376	\$ 256,064,832

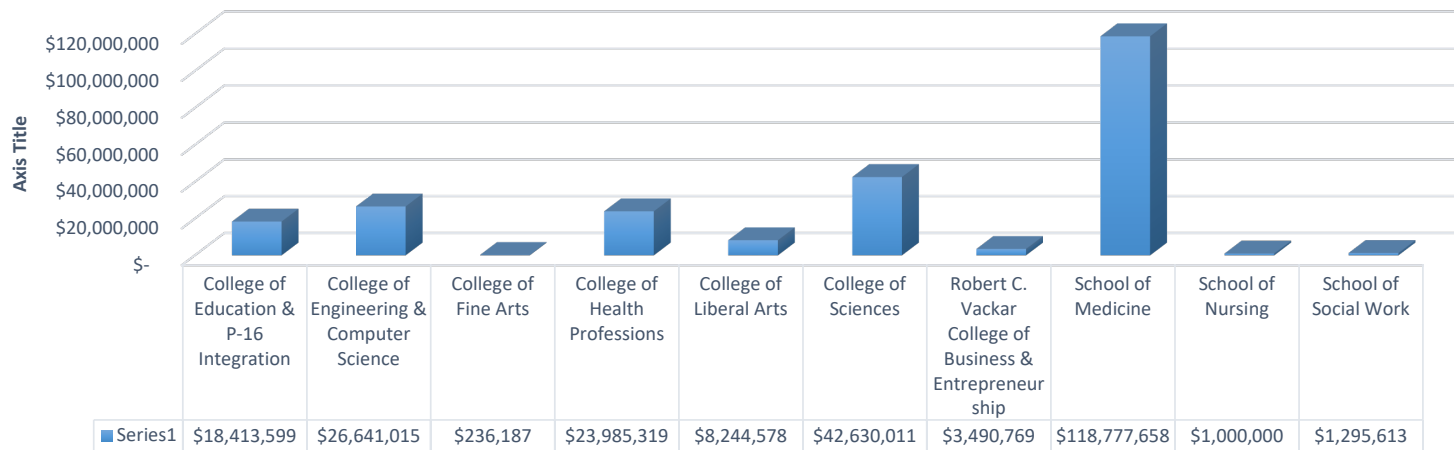
SUBMISSION PERCENTAGE

>> BY COLLEGE/SCHOOLS

Sep 1, 2018 - Aug 31, 2019



FY 19 Proposals: Funds Requested by College/Schools



The University of Texas Rio Grande Valley
Proposals submitted in August

COLLEGE/DIVISION	DEPARTMENT	PI NAME	PROGRAM NAME	AGENCY/SPONSOR NAME	Total
College of Education & P-16 Integration	Counseling	Cavazos, Javier	Enhanced Dual Credit Instruction through Evidence-based Teaching, Mentorship and Action Research	Private/Foundation	\$ 96,976
College of Education & P-16 Integration	Human Development & School Services	Razo, Nancy	Mental Health Matters	Private/Foundation	\$ 20,000
College of Engineering & Computer Science	Computer Science	Ayati, Marzieh	CRII: III: Algorithms for Network-Based Analysis of Phospho-Proteomic Data for Disease Phenotyping	National Science Foundation	\$ 174,877
College of Engineering & Computer Science	Computer Science	Ayati, Marzieh	Pilot study to develop markers for improving the diagnosis of tick-borne diseases	Private/Foundation	\$ 26,050
College of Engineering & Computer Science	Computer Science	Yu, Hongkai	CRII: RI: Transfer Learning for Vision-based Intelligent Transportation and Autonomous Driving	National Science Foundation	\$ 174,025
College of Engineering & Computer Science	Electrical Engineering	Kumar, Sanjeev	REU/RET Site: Interdisciplinary Research in Cyber Infrastructure Security and Systems Engineering Sites and Supplements	National Science Foundation	\$ 352,046
College of Engineering & Computer Science	Mechanical Engineering	Lozano, Karen	PREM - Supplemental Funding Request	National Science Foundation	\$ 69,986
College of Engineering & Computer Science	Mechanical Engineering	Lozano, Karen	PREM - Supplemental Funding Request - 60th RGV Engineering Conference	National Science Foundation	\$ 23,400
College of Engineering & Computer Science	Mechanical Engineering	Vargas, Noe	Innovaqueros Makerspace Bootcamp	Private/Foundation	\$ 20,000
College of Fine Arts	Art	McAllen, Katherine	Education at the UTRGV Center for Latin American Arts: A Cultural Arts and Exhibition Plan along the U.S. Border	Private/Foundation	\$ 51,028
College of Fine Arts	School of Art	Carren, Marilyn	Art for H•E•A•R•T (Healing Emotions And Releasing Traumas) Learning Center (AFHLC)	Private/Foundation	\$ 17,386
College of Health Professions	School of Rehabilitation Counseling	Chavez-Palacios, Elizabeth	Rehabilitation Long-Term Training Program: Rehabilitation Counseling	U.S. Department of Education	\$ 1,000,000
College of Liberal Arts	History	Paul, Nilanjana	Hispanic Heritage Month Lecture Series	Private/Foundation	\$ 1,000
College of Liberal Arts	History	Skowronek, Russell	Ancient Landscapes of South Texas	Private/Foundation	\$ 25,000
College of Liberal Arts	Philosophy	Jones, Cynthia	Building capacity for queer students and allies in South Texas	Private/Foundation	\$ 100,982
College of Liberal Arts	Psychological Science	Lin, Yu-Cheng	The Linguistic Mind in Action: Hand Movements Reveal Phonological Units in Monolingual and Bilingual Spoken Word Recognition	National Science Foundation	\$ 712,772

The University of Texas Rio Grande Valley
Proposals submitted in August

COLLEGE/DIVISION	DEPARTMENT	PI NAME	PROGRAM NAME	AGENCY/SPONSOR NAME	Total
College of Liberal Arts	Sociology	Kyne, Dean	Understanding Hurricane Evacuation Decision Making and Authorities' Recommendation	National Science Foundation	\$ 483,988
College of Liberal Arts	Writing & Language Studies	Christoffersen, Katherine	Spanish as a Heritage Language in the U.S./Mexico Borderlands	Private/Foundation	\$ 20,000
College of Sciences	Biology	Perez, Kathryn	Methods for sequencing mitochondrial genomes of slugs	U.S. Department of Agriculture	\$ 17,646
College of Sciences	Biology	Sahoo, Nirakar	Unraveling the Emerging Role of Organellar Ion Channels and Transporters in Gastrointestinal Disorders	Private/Foundation	\$ 180,000
College of Sciences	Health Professions Careers	Stern, Gustavo	Joint Admissions Medical Program	Joint Admission Medical Program (JAMP)	\$ 13,524
College of Sciences	School of Earth, Environmental and Marine Sciences	Yemmireddy, Veerachandra	Agricultural Water Treatment-Southwest Region	Private/Foundation	\$ 25,005
College of Sciences	School of Mathematical and Statistical Sciences	Feng, Baofeng	Conferences and Workshops in the Mathematical Sciences	National Science Foundation	\$ 29,985
College of Sciences	School of Mathematical and Statistical Sciences	Suazo, Erwin	REU Site: UT Rio Grande Valley REU Program on Applied Mathematics and Computational and Data Science Sites and Supplements	National Science Foundation	\$ 245,777
Division of Research, Graduate Studies & New Program Development	Sustainable Agriculture and Rural Advancement (SARA) Center	Lago, Carlos	South-Central Outreach and Education Initiative for Socially Disadvantaged and Veteran Agriculture Producers	U.S. Department of Agriculture	\$ 699,000
Governmental & Community Relations	Business Development	Juarez, Maria	UTRGV Small Business Development Center	UTSA / U.S. Small Business Administration	\$ 100,352
Robert C. Vackar College of Business & Entrepreneurship	Economics and Finance	Elnahas, Ahmed	UTRGV Financial Market Lab	Private/Foundation	\$ 15,650
School of Medicine	Clinical Affairs	Nelson, Linda	Integrated Care Collaborative Unit 2020	Private/Foundation	\$ 250,000
School of Medicine	Clinical Affairs	Nelson, Linda	Interprofessional Community Based Practice and Education Project	Private/Foundation	\$ 150,000
School of Medicine	Human Genetics	Goring, Harald	Metabolomic associations of visceral adiposity	UTHealth Houston / NIH	\$ 1,792,478
School of Medicine	Human Genetics	Kos, Mark	Evaluation of Potential Sudden Unexpected Death in Epilepsy (SUDEP) Biomarkers in the Baboon	National Institutes of Health	\$ 235,426
School of Medicine	Human Genetics	Williams-Blangero, Sarah	Optimal Detection of Environmental Effects on Diabetes Risk Using Genetic Correction	National Institutes of Health	\$ 3,564,226

The University of Texas Rio Grande Valley
Proposals submitted in August

COLLEGE/DIVISION	DEPARTMENT	PI NAME	PROGRAM NAME	AGENCY/SPONSOR NAME	Total
School of Medicine	Immunology & Microbiology	Jaggi, Meena	Novel therapeutic strategy for the treatment of metastatic castration resistant prostate cancer	National Institutes of Health	\$ 2,591,525
School of Medicine	Immunology & Microbiology	Khan, Sheema	Novel approach to attenuate pancreatic cancer growth and metastasis	National Institutes of Health	\$ 2,373,559
School of Medicine	Immunology & Microbiology	Yallapu, Murali	NIH Exploratory/Developmental Research Grant Program (Parent R21 Clinical Trial Not Allowed), PA-19-053	University of Tennessee Health Science Center - Memphis / NIH	\$ 155,408
Grand Total					\$ 15,809,077

The University of Texas Rio Grande Valley
 Proposal Submission by College/School - Monthly

Proposal Submission	QTR 1 (Sep - Nov)		QTR 2 (Dec - Feb)		QTR 3 (Mar - May)		JUN - FY2019		JUL - FY2019		AUG - FY2019		FY 2019 - YTD Sep 1, 2018 - Aug 31, 2019	
	Count	Amount Requested	Count	Amount Requested	Count	Amount Requested	Count	Amount Requested	Count	Amount Requested	Count	Amount Requested	Count	Amount Requested
Academic Affairs														
<i>College of Education & P-16 Integration</i>	2	\$ 7,549,618	0	\$ -	4	\$ 9,078,426	2	\$ 147,300	3	\$ 1,521,279	2	\$ 116,976	13	\$ 18,413,599
<i>College of Engineering & Computer Science</i>	25	\$ 4,462,992	19	\$ 13,278,301	14	\$ 2,004,461	3	\$ 4,452,746	3	\$ 1,602,131	7	\$ 840,384	71	\$ 26,641,015
<i>College of Fine Arts</i>	0	\$ -	1	\$ 43,215	0	\$ -	2	\$ 124,558	0	\$ -	2	\$ 68,414	5	\$ 236,187
<i>College of Liberal Arts</i>	6	\$ 153,518	10	\$ 2,486,856	2	\$ 4,200,487	0	\$ -	1	\$ 59,975	6	\$ 1,343,742	25	\$ 8,244,578
<i>College of Sciences</i>	35	\$ 13,459,944	31	\$ 8,982,721	29	\$ 8,845,708	9	\$ 2,069,141	10	\$ 8,760,560	6	\$ 511,937	120	\$ 42,630,011
<i>Office of the Vice Provost for Faculty Affairs & Diversity</i>	0	\$ -	0	\$ -	0	\$ -	0	\$ -	0	\$ -	0	\$ -	0	\$ -
<i>Provost Office-Academic Affairs</i>	0	\$ -	0	\$ -	1	\$ 553,991	0	\$ -	1	\$ 3,000,000	0	\$ -	2	\$ 3,553,991
<i>Robert C. Vackar College of Business & Entrepreneurship</i>	0	\$ -	3	\$ 126,500	1	\$ 259,690	2	\$ 136,194	1	\$ 2,952,735	1	\$ 15,650	8	\$ 3,490,769
Division of Governmental & Community	0	\$ -	1	\$ 300,000	1	\$ 325,000	0	\$ -	0	\$ -	1	\$ 100,352	3	\$ 725,352
Division of Health Affairs														
<i>College of Health Professions</i>	7	\$ 3,419,302	12	\$ 4,898,979	9	\$ 5,978,105	3	\$ 6,288,936	1	\$ 2,399,997	1	\$ 1,000,000	33	\$ 23,985,319
<i>School of Medicine</i>	10	\$ 35,639,877	18	\$ 28,245,874	19	\$ 21,850,455	9	\$ 10,162,207	9	\$ 11,766,623	8	\$ 11,112,622	73	\$ 118,777,658
<i>School of Nursing</i>	1	\$ 1,000,000	1	\$ -	0	\$ -	0	\$ -	0	\$ -	0	\$ -	2	\$ 1,000,000
<i>School of Social Work</i>	0	\$ -	0	\$ -	1	\$ 1,285,613	0	\$ -	1	\$ 10,000	0	\$ -	2	\$ 1,295,613
Division of Research, Graduate Studies &	2	\$ 536,825	2	\$ 8,917	1	\$ 150,000	4	\$ 886,779	1	\$ 50,000	1	\$ 699,000	11	\$ 2,331,521
Finance & Administration	0	\$ -	0	\$ -	0	\$ -	0	\$ -	0	\$ -	0	\$ -	0	\$ -
Presidents Office	0	\$ -	0	\$ -	0	\$ -	0	\$ -	0	\$ -	0	\$ -	0	\$ -
Strategic Enrollment	0	\$ -	0	\$ -	2	\$ 15,000	0	\$ -	0	\$ -	0	\$ -	2	\$ 15,000
Student Success	1	\$ 104,219	0	\$ -	5	\$ 4,620,000	0	\$ -	0	\$ -	0	\$ -	6	\$ 4,724,219
Grand Total	89	\$ 66,326,295	98	\$ 58,371,363	89	\$ 59,166,936	34	\$ 24,267,861	31	\$ 32,123,300	35	\$ 15,809,077	376	\$ 256,064,832

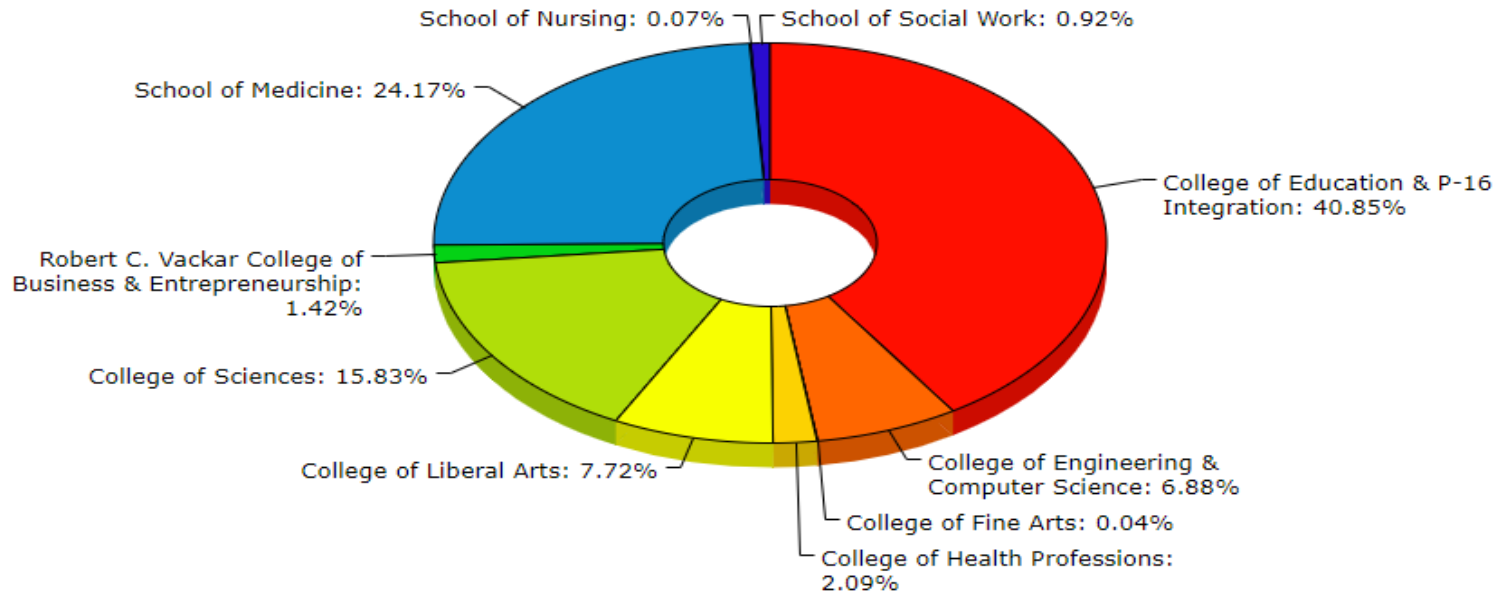
The University of Texas Rio Grande Valley
Awards by Schools/Colleges

Awards	AUG - FY2019 Aug 1, 2019 - Aug 31, 2019		FY 2019 - YTD Sep 1, 2018 - Aug 31, 2019	
	Count of Awards	Sum of Total	Count of Awards	Sum of Total
Academic Affairs				
<i>College of Education & P-16 Integration</i>	4	\$ 7,391,972	9	\$ 16,259,666
<i>College of Engineering & Computer Science</i>	0	\$ -	40	\$ 2,739,770
<i>College of Fine Arts</i>	0	\$ -	1	\$ 14,403
<i>College of Liberal Arts</i>	1	\$ 3,000	16	\$ 3,072,612
<i>College of Sciences</i>	11	\$ 2,076,664	56	\$ 6,300,707
<i>Office of the Vice Provost for Faculty Affairs & Diversity</i>	0	\$ -	0	\$ -
<i>EVP for Academic Affairs, Student Success, and P-16 Integration</i>	0	\$ -	0	\$ -
<i>Robert C. Vackar College of Business & Entrepreneurship</i>	0	\$ -	2	\$ 566,350
Division of Governmental & Community Relations	0	\$ -	13	\$ 1,222,598
Division of Health Affairs				
<i>College of Health Professions</i>	1	\$ 66,879	9	\$ 833,343
<i>School of Medicine</i>	5	\$ 977,857	37	\$ 9,621,413
<i>School of Nursing</i>	1	\$ 27,855	1	\$ 27,855
<i>School of Social Work</i>	0	\$ -	3	\$ 365,440
Division of Research, Graduate Studies & New Program	0	\$ -	13	\$ 2,343,936
Finance & Administration	1	\$ 109,516	1	\$ 109,516
Presidents Office	1	\$ 105,338	3	\$ 508,634
Strategic Enrollment	1	\$ 2,500	4	\$ 1,002,557
Student Success	1	\$ 2,375,000	37	\$ 5,759,658
Grand Total	27	\$ 13,136,581	245	\$ 50,748,458

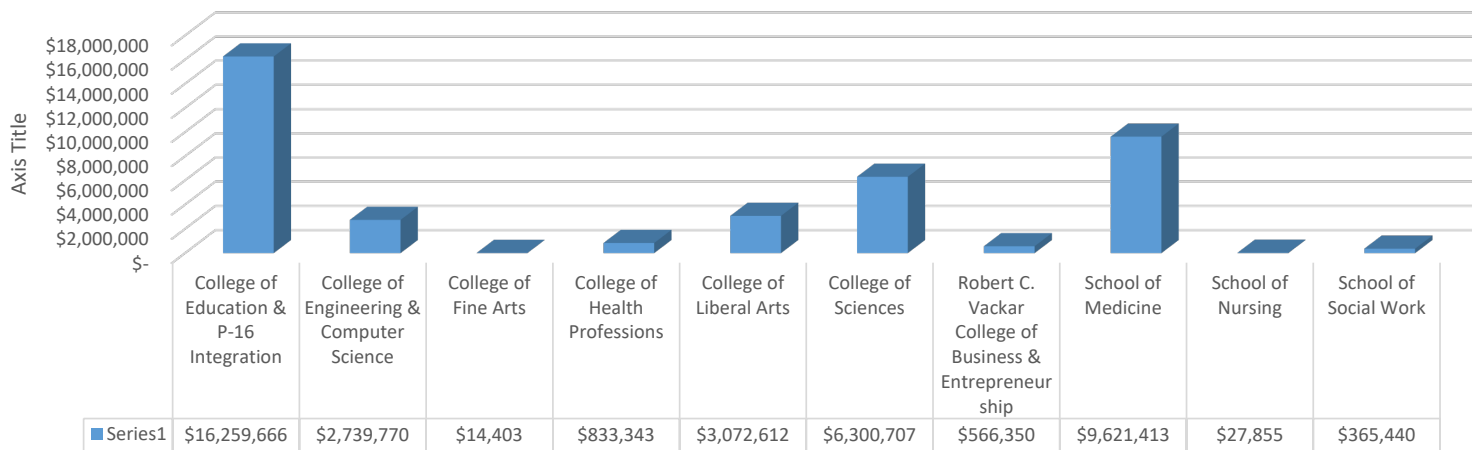
AWARD PERCENTAGE

>> BY COLLEGE/SCHOOLS

Sep 1, 2018 - Aug 31, 2019



FY 19 Awards Received by College/Schools



The University of Texas Rio Grande Valley
Awards received in August

College/School	Department	PI Name	Awards	Type of Project	Sponsor	Total
College of Education & P-16 Integration	Counseling	Sparrow, Gregory	Testing an Integrated Protocol for the Treatment of PTSD-related Nightmares and Derivative Symptoms: Meditation, Dream Reliving and the Ingestion of Galantamine	New Award/Subaward	Private/Foundation	\$ 1,880
College of Education & P-16 Integration	Dean's Office	Rodriguez, Alma	Leadership for Change	New Award/Subaward	Private/Foundation	\$ 22,170
College of Education & P-16 Integration	Human Development & School Services	Gonzalez, Irasema	Early Childhood Certification Support Grant	New Award/Subaward	Texas Education Agency	\$ 11,800
College of Education & P-16 Integration	Human Development & School Services	Medrano, Hilda	Early Head Start	New Award/Subaward	U.S. Dept of Health & Human Services	\$ 7,356,122
College of Health Professions	Health & Biomedical Sciences	Baker, Kelsey	Temporary Inactivation of Strong Muscle Sensation to Improve Rehabilitation Interventions in SCIE	Amendment	Cleveland VA Medical Research & Edu / U.S. Department of Defense	\$ 66,879
College of Liberal Arts	Psychological Science	Montiel-Nava, Cecilia	Contractor Agreement	Amendment	Private/Foundation	\$ 3,000
College of Sciences	Biology	DeYoe, Hudson	Texas Beach Watch	New Award/Subaward	Texas General Land Office	\$ 47,655
College of Sciences	Biology	Racelis, Alexis	Subtropical Soil Health Initiative	New Award/Subaward	National Center for Appropriate Tech	\$ 39,748
College of Sciences	Biology	Schuenzel, Erin	Molecular Fruit Fly ID Support FY19	New Award/Subaward	U.S. Department of Agriculture	\$ 19,628
College of Sciences	Biology	Schuenzel, Erin	Development and validation of diagnostic	Amendment	U.S. Department of Agriculture	\$ 19,303
College of Sciences	Biology	Vitek, Christopher	Biological Control of the Asian Citrus P	New Award/Subaward	U.S. Department of Agriculture	\$ 185,345
College of Sciences	Biology	Vitek, Christopher	Assessing the impact of entomopathogens	Amendment	U.S. Department of Agriculture	\$ 128,407
College of Sciences	Physics & Astronomy	Martirosyan, Karen	Acquisition of an Electron Paramagnetic Resonance Spectroscopy System for Interdisciplinary Research and Education in Advanced Materials at the University of Texas Rio Grande Valley	New Award/Subaward	U.S. Department of Defense	\$ 599,803
College of Sciences	Physics & Astronomy	Rakhmanov, Malik	Acquisition of an electron Beam Lithography System for Enhancing Research and STEM Education in Nanophotonics and Biophysics	New Award/Subaward	U.S. Department of Defense	\$ 600,000
College of Sciences	Sch of Earth Env & Marine Sci	Breier, John	Collaborative Research: Underexplored Connections between Nitrogen and Trace Metal Cycling in Oxygen Minimum Zones Mediated by Metalloenzyme Inventories	New Award/Subaward	National Science Foundation	\$ 308,612
College of Sciences	Sch of Earth Env & Marine Sci	Kline, Richard	Endangered Species Research Projects on Black-Spotted Newt	Amendment	Texas Comptroller of Public Accounts	\$ 28,163
College of Sciences	Sch of Earth Env & Marine Sci	Racelis, Alexis	Building Soil Science Capacity through Research and Education at the University of Texas, Rio Grande Valley, a premier Hispanic Serving Institution in South Texas	New Award/Subaward	U.S. Department of Agriculture	\$ 100,000

College/School	Department	PI Name	Awards	Type of Project	Sponsor	Total
Finance & Administration	Env Health Safety & Risk Mgmt	Costello, Richard	Air Quality Monitoring	New Award/Subaward	TX Commission on Environmental Quality	\$ 109,516
President	Athletics	Martinez, James	2019-20 Student Assistance Fund	New Award/Subaward	Private/Foundation	\$ 105,338
School of Medicine	Neuroscience	Torres-Reveron, Annelyn	Enriched Environments: a multi-level integrative medicine intervention for endometriosis	Amendment	Ponce Medical School Foundation, Inc	\$ 30,164
School of Medicine	Ofc of Human Genetics	Blangero, John	Genomic Sequencing to Establish a Macaque Genotype and Phenotype Research Resource	New Award/Subaward	Oregon Health & Sciences University / NIH	\$ 76,500
School of Medicine	Ofc of Human Genetics	Vandeberg, John	Laboratory Opossum iPSC Lines for Biomedical Research	New Award/Subaward	U.S. Dept of Health & Human Services	\$ 399,575
School of Medicine	Pediatrics	Griffin, Marsha	Creating Care Management for the Most Vulnerable Pregnant Women and their Unborn Children Coming Through the Respite Center in McAllen, Texas	New Award/Subaward	Private/Foundation	\$ 99,785
School of Medicine	Pediatrics	Nelson, Robert	Texas Healthy Families Project	New Award/Subaward	The Univ of Tx Health Scie Cntr at Tyler	\$ 371,833
School of Nursing	Dean's Office	Radzyminski, Sharon	ProjectHeal2	New Award/Subaward	Region One Educational Service Center	\$ 27,855
Strategic Enrollment	Financial Aid	Castilla, Griselda	IME Scholarships		Private/Foundation	\$ 2,500
Student Success	College Access & Outreach Programs	Toren, Erik	Student Educational Outreach (SEO) High School Equivalency Program		U.S. Department of Education	\$ 2,375,000
Grand Total						\$13,136,581

The University of Texas Rio Grande Valley
Awards by Schools/Colleges - Monthly

Awards	QTR 1 (Sep - Nov)		QTR 2 (Dec - Feb)		QTR 3 (Mar - May)		JUN - FY2019		JUL - FY2019		AUG - FY2019		FY 2019 - YTD Sep 1, 2018 - Aug 31, 2019	
	Count	Amount Awarded	Count	Amount Awarded	Count	Amount Awarded	Count	Amount Awarded	Count	Amount Awarded	Count	Amount Awarded	Count	Total Amount Awarded
Academic Affairs														
<i>College of Education & P-16 Integration</i>	2	\$ 8,279,775	1	\$ 374,998	2	\$ 212,921	0	\$ -	0	\$ -	4	\$ 7,391,972	9	\$ 16,259,666
<i>College of Engineering & Computer Science</i>	1	\$ 59,901	15	\$ 132,177	19	\$ 219,310	3	\$ 467,651	2	\$ 1,860,731	0	\$ -	40	\$ 2,739,770
<i>College of Fine Arts</i>	0	\$ -	0	\$ -	0	\$ -	1	\$ 14,403	0	\$ -	0	\$ -	1	\$ 14,403
<i>College of Liberal Arts</i>	7	\$ 2,956,011	1	\$ 18,428	6	\$ 72,673	1	\$ 22,500	0	\$ -	1	\$ 3,000	16	\$ 3,072,612
<i>College of Sciences</i>	13	\$ 833,142	10	\$ 1,162,253	12	\$ 1,629,943	3	\$ 110,652	7	\$ 488,053	11	\$ 2,076,664	56	\$ 6,300,707
<i>Office of the Vice Provost for Faculty Affairs & Diversity</i>	0	\$ -	0	\$ -	0	\$ -	0	\$ -	0	\$ -	0	\$ -	0	\$ -
<i>Provost Office-Academic Affairs</i>	0	\$ -	0	\$ -	0	\$ -	0	\$ -	0	\$ -	0	\$ -	0	\$ -
<i>Robert C. Vackar College of Business & Entrepreneurship</i>	1	\$ 564,250	1	\$ 2,100	0	\$ -	0	\$ -	0	\$ -	0	\$ -	2	\$ 566,350
Division of Governmental & Community	5	\$ 412,995	1	\$ 35,119	4	\$ 684,484	1	\$ 40,000	2	\$ 50,000	0	\$ -	13	\$ 1,222,598
Division of Health Affairs														
<i>College of Health Professions</i>	1	\$ 25,000	2	\$ 260,000	2	\$ 111,500	2	\$ 360,981	1	\$ 8,983	1	\$ 66,879	9	\$ 833,343
<i>School of Medicine</i>	7	\$ 888,203	10	\$ 970,727	7	\$ 1,474,242	4	\$ 2,168,011	4	\$ 3,142,373	5	\$ 977,857	37	\$ 9,621,413
<i>School of Nursing</i>											1	\$ 27,855	1	\$ 27,855
<i>School of Social Work</i>	1	\$ 3,000	1	\$ 46,000	0	\$ -	1	\$ 316,440	0	\$ -	0	\$ -	3	\$ 365,440
Division of Research, Graduate Studies & New Program Development	7	\$ 981,160	1	\$ 226,959	3	\$ 483,685	1	\$ 135,307	1	\$ 516,825	0	\$ -	13	\$ 2,343,936
Finance & Administration	0	\$ -	0	\$ -	0	\$ -	0	\$ -	0	\$ -	1	\$ 109,516	1	\$ 109,516
Presidents Office	0	\$ -	1	\$ 100,506	1	\$ 302,790	0	\$ -	0	\$ -	1	\$ 105,338	3	\$ 508,634
Strategic Enrollment	1	\$ 120,000	0	\$ -	0	\$ -	1	\$ 175,000	1	\$ 705,057	1	\$ 2,500	4	\$ 1,002,557
Student Success	17	\$ 674,664	0	\$ -	8	\$ 284,806	7	\$ 216,495	4	\$ 2,208,693	1	\$ 2,375,000	37	\$ 5,759,658
Grand Total	63	\$15,798,101	44	\$ 3,329,267	64	\$ 5,476,354	25	\$ 4,027,440	22	\$ 8,980,715	27	\$13,136,581	245	\$ 50,748,458