

Research Expenditure Report

ALL FUND GROUPS

Unit	FY 2022				
	Year-to-Date as of February 28, 2022				
	Federal	Institutional	Private	State	Grand Total
Division of Health Affairs	\$ 2,044,555	\$ 1,107,459	\$ 2,966,885	\$ 2,308,048	\$ 8,426,947
Finance & Planning		\$ 5,719	\$ 9,421		\$ 15,140
Provost - Academic Affairs	\$ 3,108,420	\$ 14,282,665	\$ 272,000	\$ 199,984	\$ 17,863,069
Research	\$ 183,500	\$ 716,828		\$ 184,845	\$ 1,085,174
Strategic Enrollment & Student Affairs		\$ 7,649			\$ 7,649
Student Success		\$ 8,481			\$ 8,481
Grand Total	\$ 5,336,476	\$ 16,128,801	\$ 3,248,306	\$ 2,692,877	\$ 27,406,459

FY2021	FY2020	FY2019
As of February 28, 2021	As of February 29, 2020	As of February 28, 2019
\$ 13,032,283	\$ 10,930,443	\$ 7,956,820
\$ 13,189	\$ 37,319	\$ 2,928
\$ 12,782,368	\$ 13,070,246	\$ 14,095,774
\$ 2,464,025	\$ 1,744,602	\$ 1,585,224
\$ 3,573	\$ 15,231	\$ 2,146
\$ 25,551	\$ 12,604	\$ 13,770
\$ 28,320,989	\$ 25,810,445	\$ 23,656,663

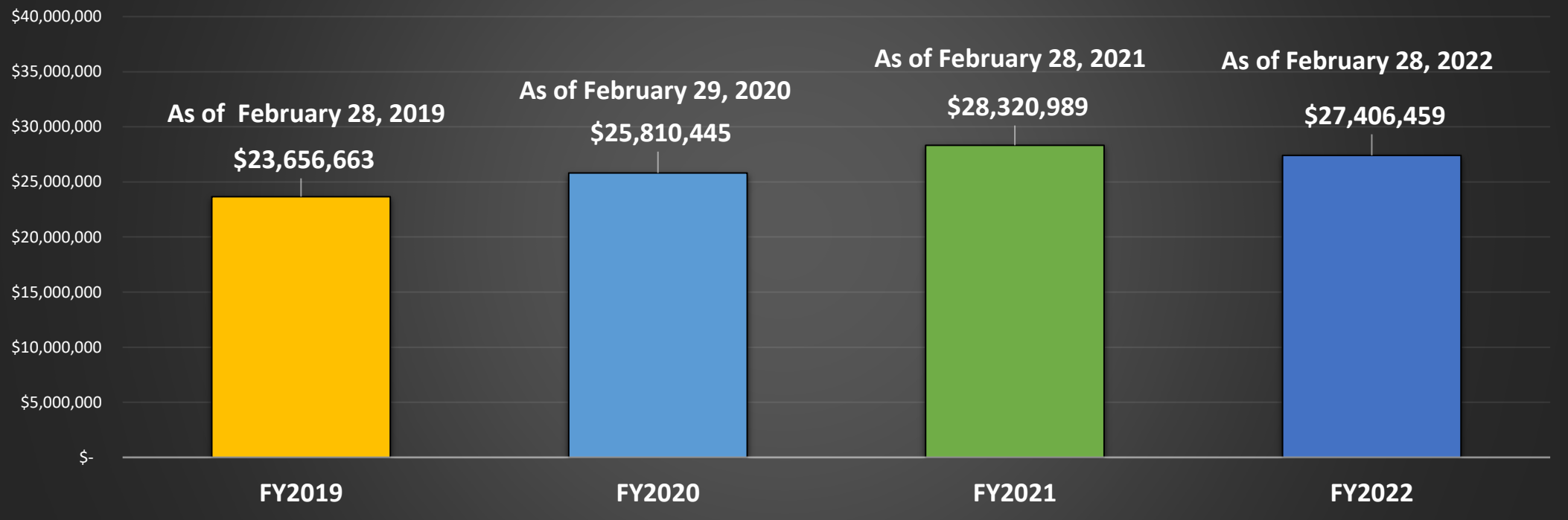
RESTRICTED

Unit	FY 2022				
	Year-to-Date as of February 28, 2022				
	Federal	Institutional	Private	State	Grand Total
Division of Health Affairs	\$ 1,452,166		\$ 2,749,083	\$ 302,575	\$ 4,503,824
Finance & Planning			\$ 9,421		\$ 9,421
Provost - Academic Affairs	\$ 2,428,594		\$ 239,806	\$ 164,732	\$ 2,833,131
Research	\$ 166,190			\$ 16,909	\$ 183,099
Strategic Enrollment & Student Affairs					-
Grand Total	\$ 4,046,949	-	\$ 2,998,311	\$ 484,215	\$ 7,529,475

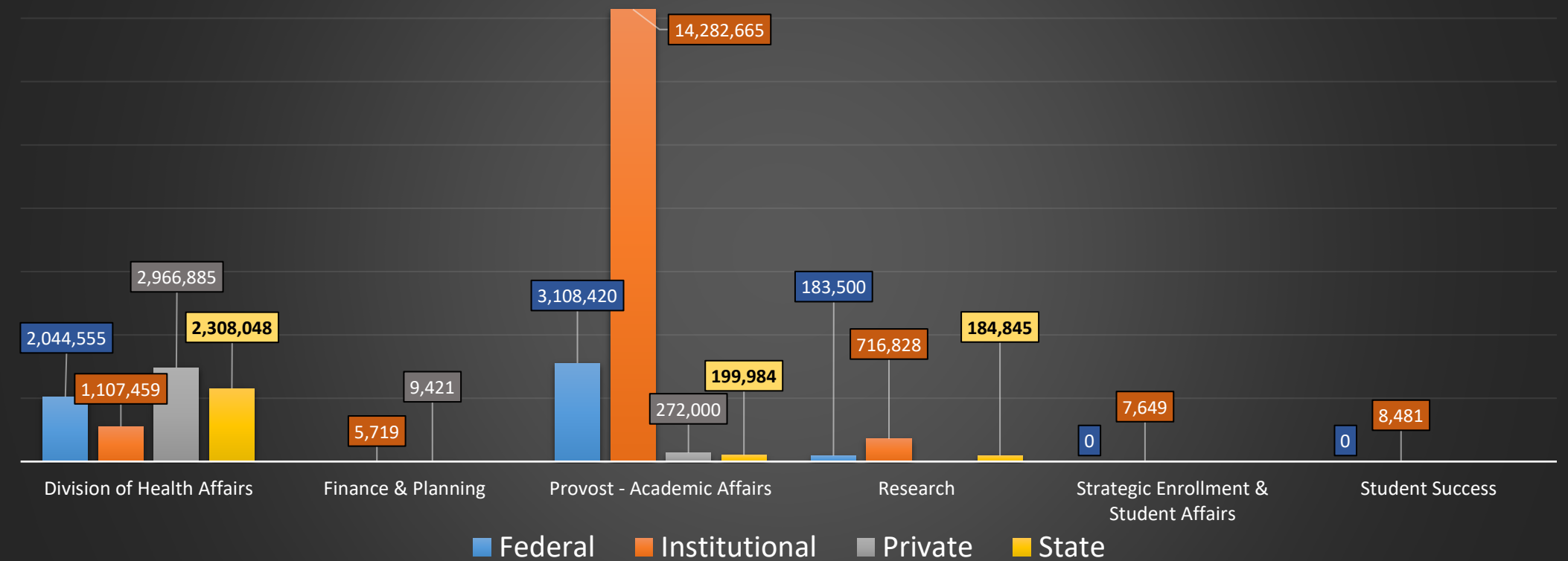
FY2021	FY2020	FY2019
As of February 28, 2021	As of February 29, 2020	As of February 28, 2019
\$ 6,910,299	\$ 4,192,894	\$ 3,244,771
\$ 10,357	\$ 30,473	
\$ 1,906,175	\$ 1,948,451	\$ 2,623,421
\$ 1,556,360	\$ 858,338	\$ 790,486
	\$ 2,259	\$ 673
\$ 10,383,190	\$ 7,032,414	\$ 6,659,351

Note:
 Indirect Costs and Pass-through expenditures have been excluded from the Research Expenditures Report. Restricted research should not include indirect costs and pass-through expenditures in order to match the Sources and Uses report which follows the Texas Higher Education Coordinating Board's Standards and Accounting Methods for Reporting Restricted Research Expenditures.

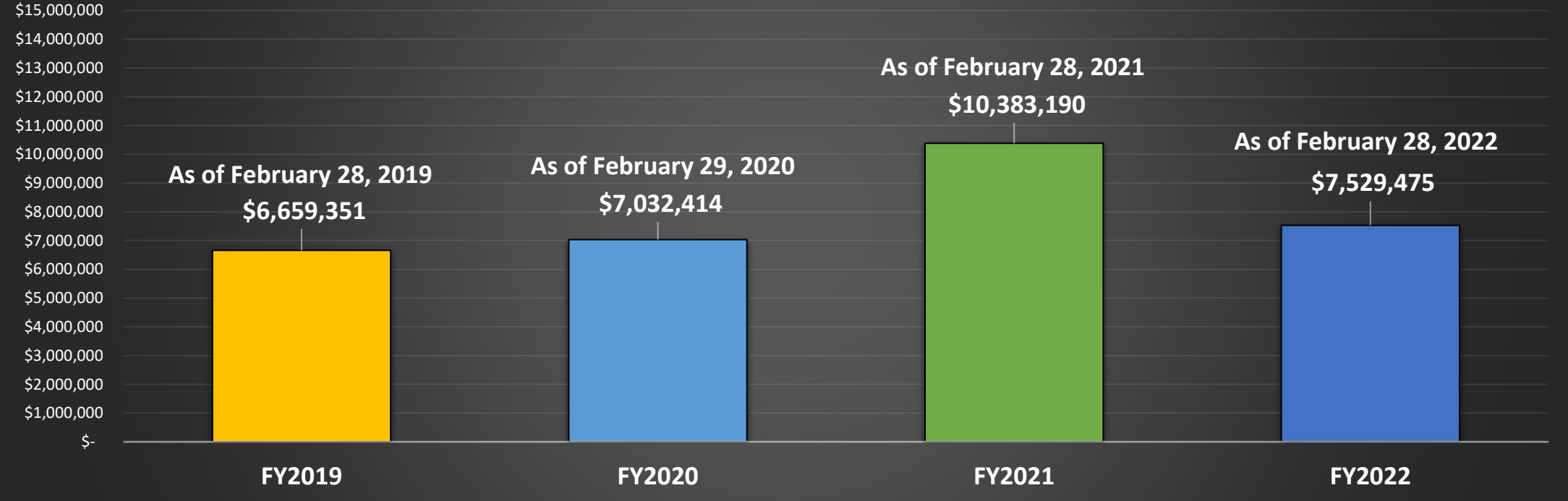
Research Expenditures - All Fund Groups - By Fiscal Year



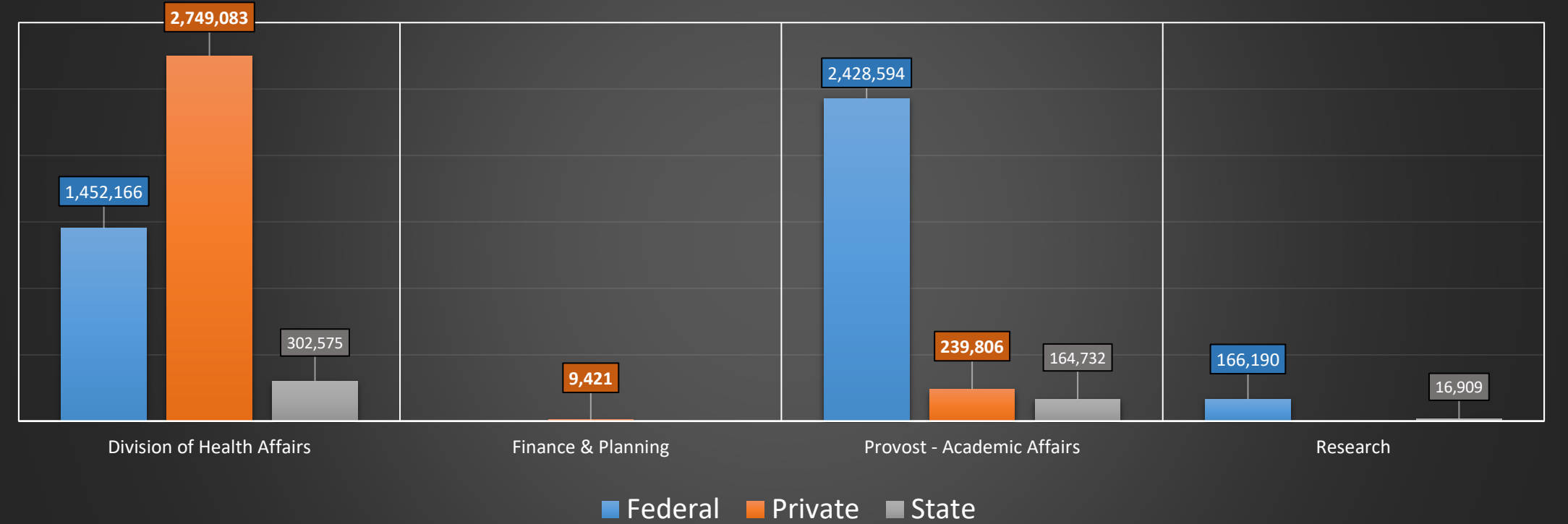
Research Expenditures - All Fund Groups - By Division



Research Expenditures - **Restricted** - By Fiscal Year



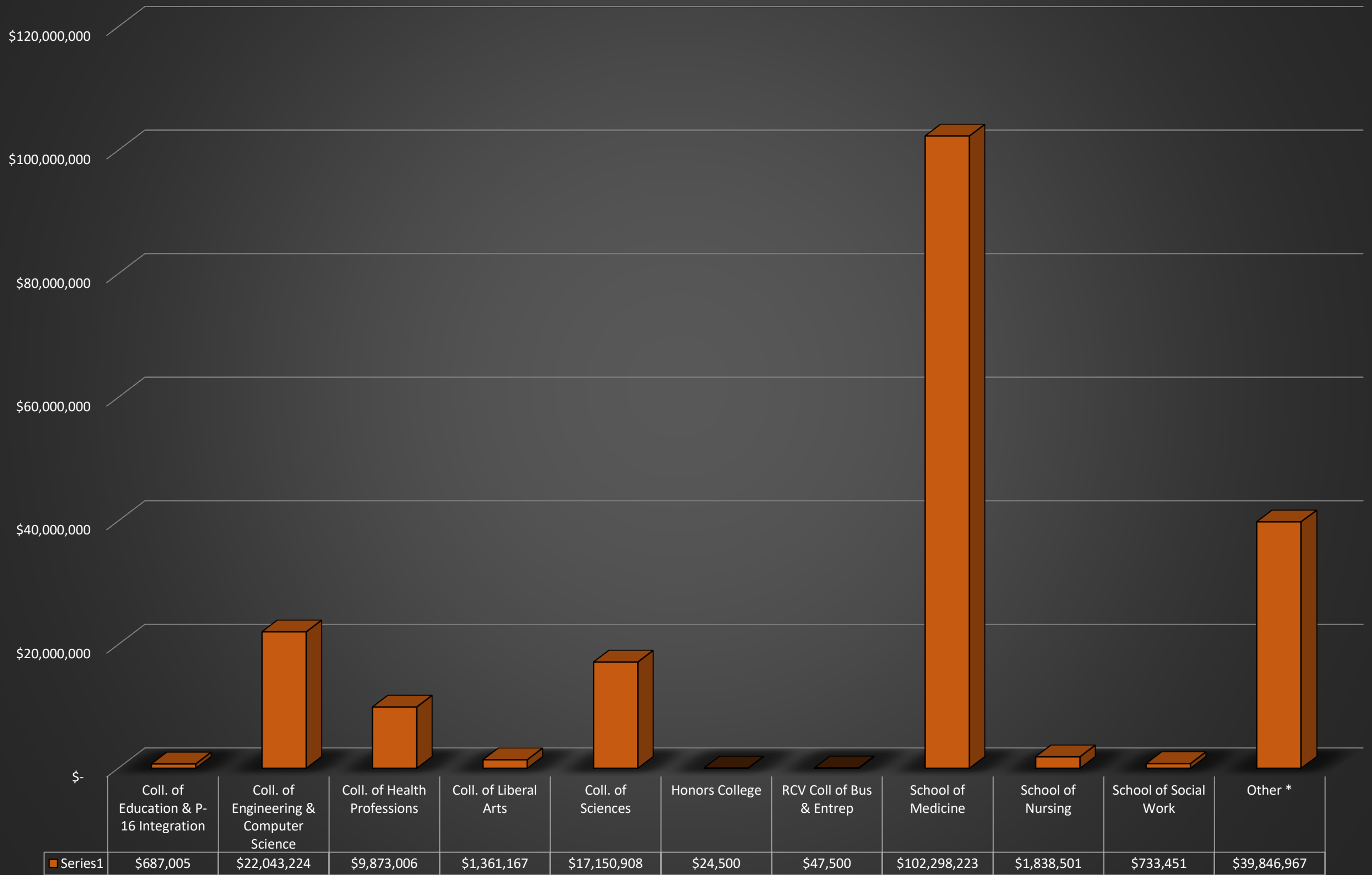
Research Expenditures - **Restricted** - By Division



**The University of Texas Rio Grande Valley
Proposal Submission by Division/College/School**

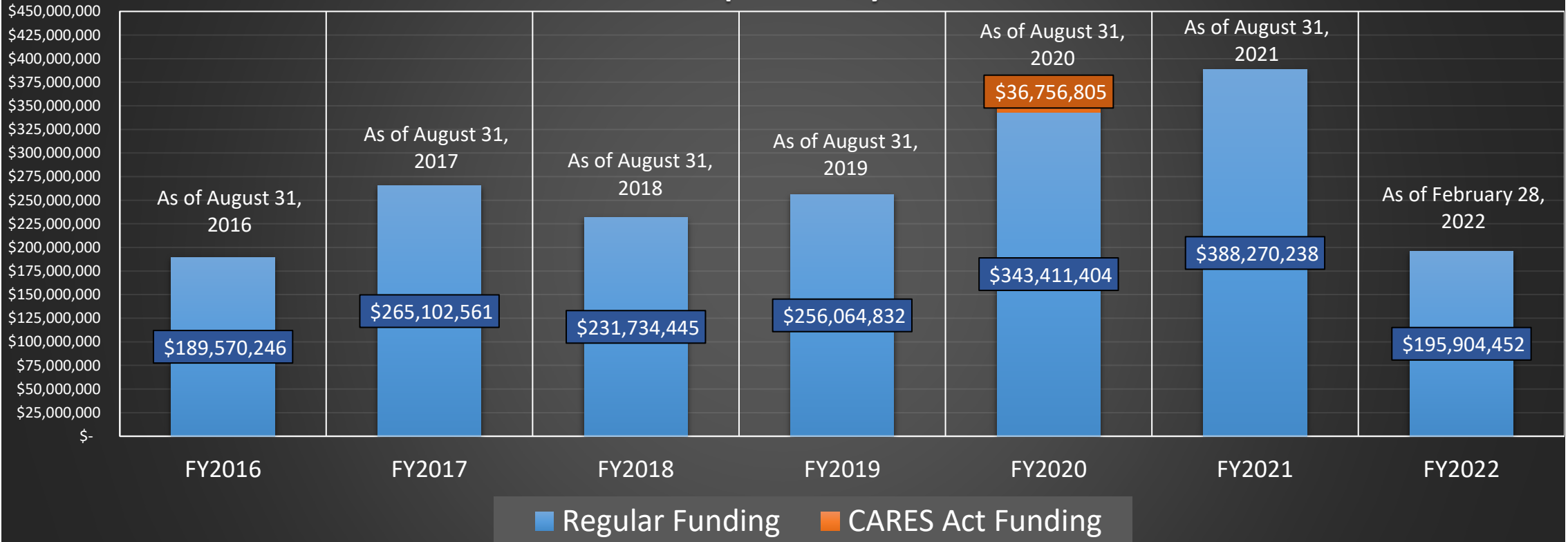
Unit	FEB - FY2022 <i>Feb 1, 2022 - Feb 28, 2022</i>		FY2022 - YTD <i>Sep 1, 2021 - Feb 28, 2022</i>	
	Count	Amount Requested	Count	Amount Requested
Administration Support Services	0	\$ -	2	\$ 2,899,738
Governmental & Community Relations	0	\$ -	2	\$ 650,000
Health Affairs				
<i>School of Medicine</i>	9	\$ 12,989,505	69	\$ 102,298,223
Provost - Academic Affairs				
Provost - Academic Affairs (Non College)	0	\$ -	1	\$ 25,000
<i>College of Education & P-16 Integration</i>	1	\$ 125,000	8	\$ 687,005
<i>College of Engineering & Computer Science</i>	4	\$ 3,497,141	37	\$ 22,043,224
<i>College of Health Professions</i>	1	\$ 24,000	9	\$ 9,873,006
<i>College of Liberal Arts</i>	2	\$ 445,681	14	\$ 1,361,167
<i>College of Sciences</i>	7	\$ 1,558,009	65	\$ 17,150,908
<i>Honors College</i>	0	\$ -	2	\$ 24,500
<i>Robert C. Vackar College of Business & Entr</i>	1	\$ 25,000	3	\$ 47,500
<i>School of Nursing</i>	2	\$ 1,838,501	2	\$ 1,838,501
<i>School of Social Work</i>	0	\$ -	5	\$ 733,451
Research	0	\$ -	3	\$ 16,804,319
Strategic Enrollment and Student Affairs	1	\$ 2,375,000	13	\$ 19,168,991
Student Success	0	\$ -	3	\$ 298,919
Grand Total	28	\$ 22,877,837	238	\$ 195,904,452

Proposal Submission - Funds Requested By College & Schools September 1, 2021 to February 28, 2022

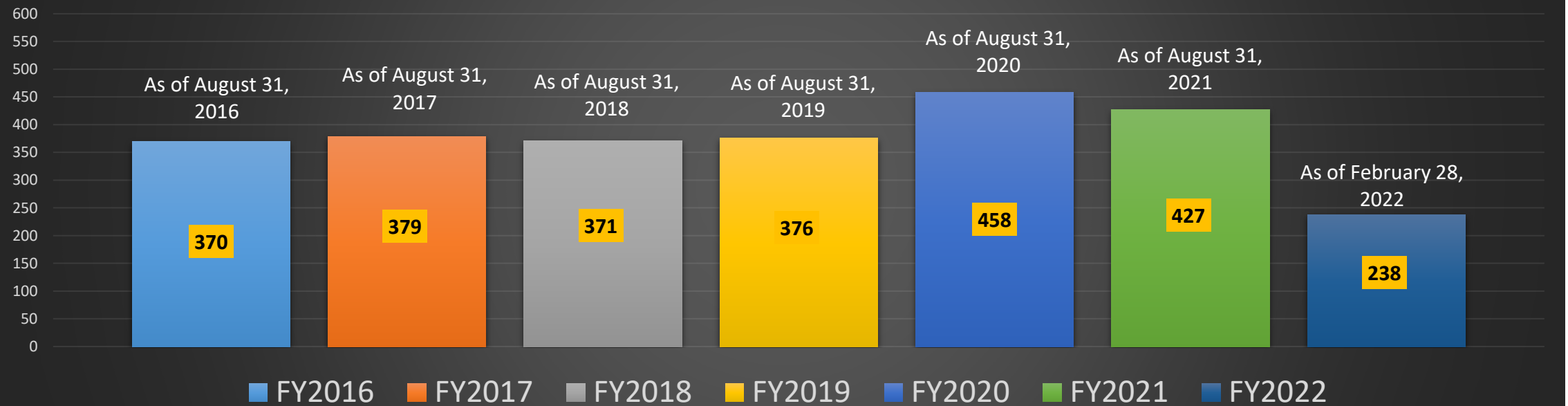


* This category is composed of Non-College Areas such as the Division of Research & New Program Development, Governmental & Community Relations and Strategic Enrollment & Student Affairs

Funds Requested By Fiscal Year



Proposals - Number of Proposals Submitted - By Fiscal Year



The University of Texas Rio Grande Valley
Proposals submitted in February

Division	College/School	Department	PI Name	Project Title	Agency/Sponsor Name	Total
Health Affairs	School of Medicine	Immunology and Microbiology	Chauhan, Subhash	Genetic susceptibility of hepatocellular carcinoma with whole-exome sequencing in absence of virus infection: multiethnic analysis	National Institutes of Health (NIH)	\$ 101,765
Health Affairs	School of Medicine	Immunology and Microbiology	Chauhan, Subhash	Genetically define the role of MUC13 in pancreatic carcinogenesis	National Institutes of Health (NIH)	\$ 2,985,330
Health Affairs	School of Medicine	Immunology and Microbiology	Chauhan, Subhash	MUC13 is an oncogene that drives pancreatic cancer progression	National Institutes of Health (NIH)	\$ 2,608,923
Health Affairs	School of Medicine	Immunology and Microbiology	Chauhan, Subhash	Probiotic derived ferrichrome for Pancreatic cancer prevention	National Institutes of Health (NIH)	\$ 2,941,513
Health Affairs	School of Medicine	Internal Medicine	Lopez, Michelle	Improving the Communication Between Resident Physicians and Patients at Discharge	Private/ Foundation	\$ 5,000
Health Affairs	School of Medicine	Molecular Science	Ramirez Correa, Genaro Antonio	Pathophysiological Role of Abnormal Phosphorylation and O-GlcNAcylation Signaling in Human Diabetic Cardiomyopathy	National Institutes of Health (NIH)	\$ 370,000
Health Affairs	School of Medicine	Molecular Science	Reyna, Sara	Determining Physiological and Molecular Mechanisms of Triterpenoid Effects on Energy Metabolism, Insulin Resistance, and Inflammation	National Institutes of Health (NIH)	\$ 2,565,566
Health Affairs	School of Medicine	Neuroscience	Francis, Alan	Targeting emotional dysregulation in alcohol use disorders using Neuromodulation.	National Institutes of Health (NIH)	\$ 713,854
Health Affairs	School of Medicine	Neuroscience	Maestre, Gladys	South Texas Alzheimer's Disease Center Administrative Supplement	National Institutes of Health (NIH)	\$ 697,554
Provost - Academic Affairs	College of Education & P-16 Integration	Counseling	Maniss, Suzanne	PROJECT Bridging the Way	U.S. Department of Health and Human Services/SAMHSA	\$ 125,000
Provost - Academic Affairs	College of Engineering & Computer Science	Electrical & Computer Engineer	Peng, Jun	Increasing Historically Underrepresented Low-income Students in Graduate Programs in Electrical and Computer Engineering in the Rio Grande Valley	National Science Foundation	\$ 1,498,140
Provost - Academic Affairs	College of Engineering & Computer Science	Mechanical Engineering	Lozano, Karen	Nanofiber design and processing using mesoscale network materials	University of Minnesota / NSF	\$ 449,569
Provost - Academic Affairs	College of Engineering & Computer Science	Mfg & Industrial Engineering	Geng, Zhaohui	Robotic Arm-Driven Hybrid Manufacturing System and Transfer Learning Software for Closed-Loop and Adaptable Control in Shipboard Manufacturing	Department of the Navy	\$ 49,432
Provost - Academic Affairs	College of Engineering & Computer Science	Mfg & Industrial Engineering	Moya, Hiram	Innovative, Talented, and High Achieving Scholars Program	National Science Foundation	\$ 1,500,000

The University of Texas Rio Grande Valley
Proposals submitted in February

Division	College/School	Department	PI Name	Project Title	Agency/Sponsor Name	Total
Provost - Academic Affairs	College of Health Professions	Health & Human Performance	Tai, Yu Lun	The Effects of an eight-week Resistance Exercise Program on Indices of Glycemic Control and Muscle Microvascular Responses in Hispanics with Type 2 Diabetes	National Strength and Conditioning Association	\$ 24,000
Provost - Academic Affairs	College of Liberal Arts	Literatures & Cultural Studies	Armianu, Irina	Technology as a progress marker in East European Education	Private/ Foundation	\$ 45,681
Provost - Academic Affairs	College of Liberal Arts	Philosophy	Jones, Cynthia	South Texas Advocacy Project	Office of the Governor	\$ 400,000
Provost - Academic Affairs	College of Sciences	Biology	Perez, Kathryn	Species-level identification of springsnails and clarification of the phylogenetic relationship between three SGCN springsnails	Utah - Department of Natural Resources	\$ 39,956
Provost - Academic Affairs	College of Sciences	Mathematical & Statistical Sci	Rodrigo, Hansapani	Reenvisioning Tinnitus Service Delivery: Personalizing Internet-Delivered Cognitive Behavioral Therapy (ICBT_ Intervention for Tinnitus Using a Stepped Care Approach	National Institutes of Health (NIH)	\$ 93,755
Provost - Academic Affairs	College of Sciences	Physics and Astronomy	Diaz, Mario	Time Domain Astronomy in Texas	National Science Foundation	\$ 1,000,000
Provost - Academic Affairs	College of Sciences	Physics and Astronomy	Madrid, Juan	A Stellar Student Experience in the Lone Star State	National Science Foundation	\$ 97,414
Provost - Academic Affairs	College of Sciences	Sch of Earth Env & Marine Sci	Choudhury, Robin	Hub of Prosperity	Private/ Foundation	\$ 280,484
Provost - Academic Affairs	College of Sciences	Sch of Earth Env & Marine Sci	Kline, Richard	Research to Enhance Artificial Reef Function	Private/ Foundation	\$ 30,000
Provost - Academic Affairs	College of Sciences	Sch of Earth Env & Marine Sci	Kline, Richard	Student Research on the Rio Grande Valley Reef	Private/ Foundation	\$ 16,400
Provost - Academic Affairs	Robert C. Vackar College of Business & Entr	Management	Leonard, Maria	Campus Food Insecurity Initiative	Private/ Foundation	\$ 25,000
Provost - Academic Affairs	School of Nursing	School of Nursing	Patel, Sarah/ Lewitt, MaryJane	The Impact of a Capstone Preceptorship on Readiness to Practice in Accelerated BSN Students	Private/ Foundation	\$ 29,152
Provost - Academic Affairs	School of Nursing	School of Nursing	Tamez, Eloisa	Advancing the Health of Communities Through Mobile Nursing Projects	U.S. Department of Health and Human Services/HRSA	\$ 1,809,349
Strategic Enrollment and Student Affairs	-	College Access & K-12 Partners	Rodriguez, Noel	College Assistance Migrant Program	U.S. Department of Education	\$ 2,375,000
						\$ 22,877,837

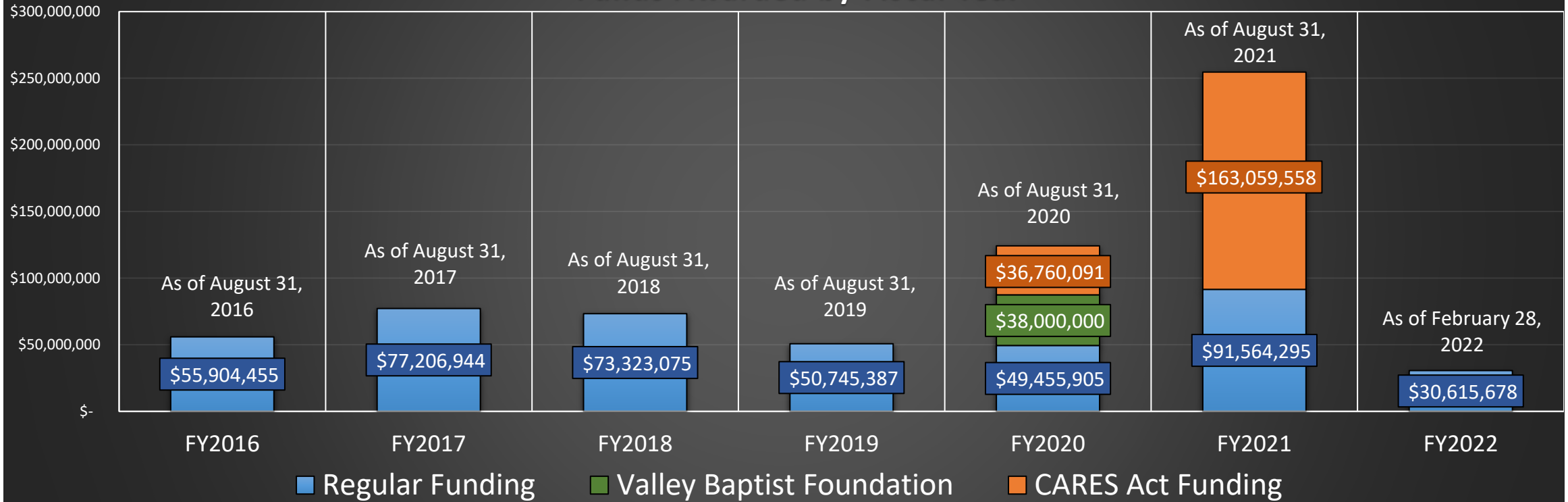
The University of Texas Rio Grande Valley
Proposal Submission by College/School - Monthly

Unit	SEP - FY2022		OCT - FY2022		NOV - FY2022		DEC - FY2022		JAN - FY2022		FEB - FY2022		FY2022 - YTD	
	Count	Amount Requested	Count	Amount Requested	Count	Amount Requested	Count	Amount Requested	Count	Amount Requested	Count	Amount Requested	Count	Amount Requested
Administration Support Services	0	\$ -	0	\$ -	1	\$ 412,472	1	\$ 2,487,266	0	\$ -	0	\$ -	2	\$ 2,899,738
Governmental & Community Relations	0	\$ -	1	\$ 330,000	0	\$ -	1	\$ 320,000	0	\$ -	0	\$ -	2	\$ 650,000
Health Affairs														
<i>School of Medicine</i>	15	\$ 16,156,503	13	\$ 20,095,906	15	\$ 22,250,292	4	\$ 4,272,130	13	\$ 26,533,887	9	\$ 12,989,505	69	\$ 102,298,223
Provost - Academic Affairs														
Provost - Academic Affairs (Non College)	0	\$ -	0	\$ -	0	\$ -	0	\$ -	1	\$ 25,000	0	\$ -	1	\$ 25,000
<i>College of Education & P-16 Integration</i>	4	\$ 298,636	1	\$ 244,791	0	\$ -	2	\$ 18,578	0	\$ -	1	\$ 125,000	8	\$ 687,005
<i>College of Engineering & Computer Science</i>	10	\$ 5,708,520	3	\$ 549,972	10	\$ 3,481,980	4	\$ 2,752,403	6	\$ 6,053,208	4	\$ 3,497,141	37	\$ 22,043,224
<i>College of Health Professions</i>	1	\$ 3,000,000	2	\$ 3,076,536	2	\$ 271,028	1	\$ 28,190	2	\$ 3,473,252	1	\$ 24,000	9	\$ 9,873,006
<i>College of Liberal Arts</i>	0	\$ -	1	\$ 370,000	6	\$ 246,232	5	\$ 299,254	0	\$ -	2	\$ 445,681	14	\$ 1,361,167
<i>College of Sciences</i>	10	\$ 1,833,314	9	\$ 3,480,291	8	\$ 2,811,112	11	\$ 2,987,018	20	\$ 4,481,164	7	\$ 1,558,009	65	\$ 17,150,908
<i>Honors College</i>	0	\$ -	0	\$ -	0	\$ -	0	\$ -	2	\$ 24,500	0	\$ -	2	\$ 24,500
<i>Robert C. Vackar College of Business & Entr</i>	1	\$ 20,000	0	\$ -	0	\$ -	0	\$ -	1	\$ 2,500	1	\$ 25,000	3	\$ 47,500
<i>School of Nursing</i>	0	\$ -	0	\$ -	0	\$ -	0	\$ -	0	\$ -	2	\$ 1,838,501	2	\$ 1,838,501
<i>School of Social Work</i>	0	\$ -	1	\$ 148,000	0	\$ -	1	\$ 149,973	3	\$ 435,478	0	\$ -	5	\$ 733,451
Research	1	\$ 15,154,839	0	\$ -	2	\$ 1,649,480	0	\$ -	0	\$ -	0	\$ -	3	\$ 16,804,319
Strategic Enrollment and Student Affairs	0	\$ -	1	\$ 25,000	1	\$ 300,000	1	\$ 312,421	9	\$ 16,156,570	1	\$ 2,375,000	13	\$ 19,168,991
Student Success	0	\$ -	1	\$ 25,000	0	\$ -	0	\$ -	2	\$ 273,919	0	\$ -	3	\$ 298,919
Grand Total	42	\$ 42,171,812	33	\$ 28,345,496	45	\$ 31,422,596	31	\$13,627,233	59	\$ 57,459,478	28	\$ 22,877,837	238	\$ 195,904,452

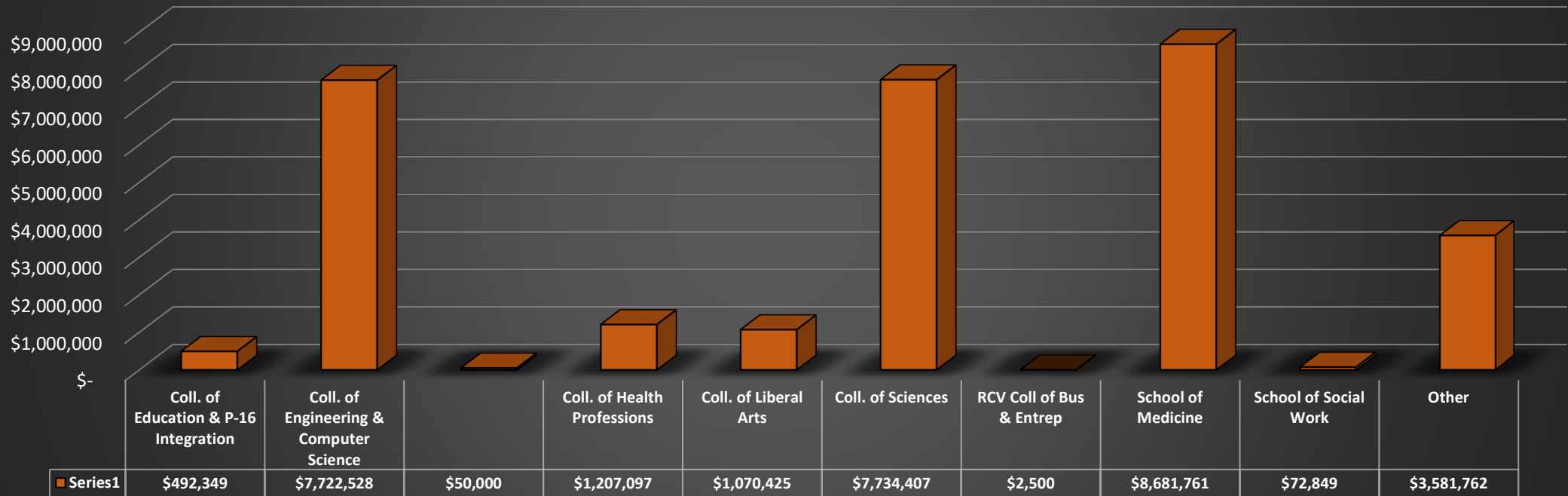
The University of Texas Rio Grande Valley Awards by Schools/Colleges

Unit	FEB - FY2022 <i>Feb 1, 2022 - Feb 28, 2022</i>		FY2022 - YTD <i>Sep 1, 2021 - Feb 28, 2022</i>	
	Count	Funds Awarded	Count	Funds Awarded
Governmental & Community Relations	2	\$ 344,626	6	\$ 786,659
Health Affairs				
<i>School of Medicine</i>	6	\$ 578,487	28	\$ 8,681,761
President	0	\$ -	1	\$ 50,000
Provost - Academic Affairs				
Provost - Academic Affairs (Non College)	0	\$ -	1	\$ 25,000
<i>College of Education & P-16 Integration</i>	1	\$ 22,908	3	\$ 492,349
<i>College of Engineering & Computer Science</i>	1	\$ 1,000	19	\$ 7,722,528
<i>College of Fine Arts</i>	0	\$ -	1	\$ 50,000
<i>College of Health Professions</i>	2	\$ 1,000,894	9	\$ 1,207,097
<i>College of Liberal Arts</i>	3	\$ 431,830	6	\$ 1,070,425
<i>College of Sciences</i>	0	\$ -	26	\$ 7,734,407
<i>Robert C. Vackar College of Business & Entr</i>	1	\$ 2,500	1	\$ 2,500
<i>School of Social Work</i>	0	\$ -	2	\$ 72,849
Research	1	\$ 150,000	6	\$ 1,660,076
Strategic Enrollment & Student Affairs	1	\$ 122,255	8	\$ 1,035,027
Student Success	0	\$ -	1	\$ 25,000
Grand Total	18	\$ 2,654,500	118	\$ 30,615,678

Funds Awarded by Fiscal Year



FY 22 Funds Awarded by College/Schools



The numbers represented in the charts above include amounts since the start of the fiscal year up to the date represented in each column.

The University of Texas Rio Grande Valley
Awards received in February

Division	College/School	Department	PI Name	Award Title	Sponsor	Type of Project	Total
Governmental and Community Relations	-	Business Development	Landez, Hector	2022 Cooperative Agreement	Defense Logistics Agency	New Award	\$ 304,626
Governmental and Community Relations	-	Ofc of Prof Educ & Wkforce Dev	Bhat, Jayshree	Skills Development Fund	Workforce Solutions Cameron	New Award	\$ 40,000
Health Affairs	School of Medicine	Clinical Affairs	Nelson, Linda	Improving Diabetic Care in South Texas – Partnership with the University of Texas – School of Medicine – UniMovil (Mobile Medical Clinic)	Private/Foundation	New Award	\$ 100,000
Health Affairs	School of Medicine	Family Medicine	George, Deepu	Social Determinants of Health in the Rio Grande Valley: An exploratory study	University of Texas Health Science Center at Houston	New Subaward	\$ 25,000
Health Affairs	School of Medicine	Human Genetics	Blangero, John	Human hypothalamic neuronal epigenomics and risk of obesity	UTHSCSA	Amendment	\$ 66,000
Health Affairs	School of Medicine	Internal Medicine	Bello, Fatimah	Randomized Master Protocol for Immune Modulators for Treating COVID-19	Duke University/Technical Resources International, Inc.	New Award	\$ 28,877
Health Affairs	School of Medicine	Molecular Science	Tsin, Andrew	Cell-Meditated Inflammatory Pathway and Diabetic Retinopathy	National Institutes of Health (NIH)	New Award	\$ 355,110
Health Affairs	School of Medicine	Student Health Services	Gray, Glenn	MSI/HIV HCV Prevention Project	Private/Foundation	New Award	\$ 3,500
Provost - Academic Affairs	College of Education and P-16 Integration	Teaching & Learning	Garcia, Criselda	Preparing Teaching Candidates to Enact Transformative Teaching Practices: A Program Level Design-Development Study	Private/Foundation	New Award	\$ 22,908
Provost - Academic Affairs	College of Engineering & Computer Science	Mechanical Engineering	Sarkar, Kamal	Power and Water Generating Liquid Waste Manager Preliminary Design Review	Private/Foundation	New Award	\$ 1,000
Provost - Academic Affairs	College of Health Professions	Health & Biomedical Sciences	Forman, Tracia	The PHIT Workforce Development Program: Creating a diverse and inclusive health information technology (IT) workforce in Texas	National Institutes of Health (NIH)	New Award	\$ 369,958
Provost - Academic Affairs	College of Health Professions	Health & Biomedical Sciences	Lopez-Juarez, Alejandro	Defining the Disease-Causing HRasG12V Mutation as a Link for Defective Myelin and Subnormal Learning	National Institutes of Health (NIH)	New Award	\$ 630,936
Provost - Academic Affairs	College of Liberal Arts	Anthropology	Bacha-Garza, Roseann	Exploring Ancient Landscapes of South Texas	Private/Foundation	New Award	\$ 5,000
Provost - Academic Affairs	College of Liberal Arts	College of Liberal Arts	Bacha-Garza, Roseann	Ancient Landscapes of South Texas	Private/Foundation	New Award	\$ 19,830

Division	College/School	Department	PI Name	Award Title	Sponsor	Type of Project	Total
Provost - Academic Affairs	College of Liberal Arts	Psychological Science	Montiel-Nava, Cecilia	Predictors of language skills in bilingual children with autism spectrum disorder (ASD)	National Institutes of Health (NIH)	New Award	\$ 407,000
Provost - Academic Affairs	Robert C. Vackar College of Business and Entrepreneurship	Intl Bus & Entrepreneurship	Abrams, Derek	e-Fest School Development Grant	Private/Foundation	New Award	\$ 2,500
Research	-	Sustainable Agr & Rural Advncmt	Lottmann, Annelies	Interlocal Agreement	Private/Foundation	New Award	\$ 150,000
Strategic Enrollment and Student Affairs	-	College Access & K-12 Partners	Vaquera-Lopez, Petra	UTRGV Edinburg Upward Bound Program	U.S. Department of Education	Amendment	\$ 122,255
Grand Total							\$ 2,654,500

The University of Texas Rio Grande Valley
Awards by Schools/Colleges - Monthly

Unit	SEP - FY2022		OCT - FY2022		NOV - FY2022		DEC - FY2022		JAN - FY2022		FEB - FY2022		FY 2022 - YTD	
	Count	Funds Awarded	Count	Funds Awarded	Count	Funds Awarded	Count	Funds Awarded	Count	Funds Awarded	Count	Funds Awarded	Count	Funds Awarded
Governmental & Community	2	\$ 46,693	2	\$ 395,340	0	\$ -	0	\$ -	0	\$ -	2	\$ 344,626	6	\$ 786,659
Health Affairs														
<i>School of Medicine</i>	3	\$ 1,028,998	4	\$ 2,928,163	3	\$ 541,000	5	\$ 1,059,077	7	\$ 2,546,036	6	\$ 578,487	28	\$ 8,681,761
President	0	\$ -	1	\$ 50,000	0	\$ -	0	\$ -	0	\$ -	0	\$ -	1	\$ 50,000
Provost - Academic Affairs														
Provost - Academic Affairs (Non College)	1	\$ 25,000	0	\$ -	0	\$ -	0	\$ -	0	\$ -	0	\$ -	1	\$ 25,000
<i>College of Education & P-16 Integration</i>	1	\$ 357,480	1	\$ 111,961	0	\$ -	0	\$ -	0	\$ -	1	\$ 22,908	3	\$ 492,349
<i>College of Engineering & Computer Science</i>	2	\$ 6,083,238	1	\$ 606,792	1	\$ 15,000	2	\$ 223,678	12	\$ 792,820	1	\$ 1,000	19	\$ 7,722,528
<i>College of Fine Arts</i>	0	\$ -	0	\$ -	0	\$ -	1	\$ 50,000	0	\$ -	0	\$ -	1	\$ 50,000
<i>College of Health Professions</i>	3	\$ 31,500	1	\$ 20,000	1	\$ 15,868	0	\$ -	2	\$ 138,835	2	\$ 1,000,894	9	\$ 1,207,097
<i>College of Liberal Arts</i>	0	\$ -	1	\$ 550,000	1	\$ 87,095	0	\$ -	1	\$ 1,500	3	\$ 431,830	6	\$ 1,070,425
<i>College of Sciences</i>	5	\$ 5,103,096	6	\$ 627,847	4	\$ 356,516	4	\$ 362,576	7	\$ 1,284,372	0	\$ -	26	\$ 7,734,407
<i>Robert C. Vackar College of Business & Entr</i>	0	\$ -	0	\$ -	0	\$ -	0	\$ -	0	\$ -	1	\$ 2,500	1	\$ 2,500
<i>School of Social Work</i>	0	\$ -	1	\$ 40,349	1	\$ 32,500	0	\$ -	0	\$ -	0	\$ -	2	\$ 72,849
Research	3	\$ 1,135,792	2	\$ 374,284	0	\$ -	0	\$ -	0	\$ -	1	\$ 150,000	6	\$ 1,660,076
Strategic Enrollment & Student Affairs	2	\$ 110,342	2	\$ 212,430	1	\$ 240,000	0	\$ -	2	\$ 350,000	1	\$ 122,255	8	\$ 1,035,027
Student Success	0	\$ -	0	\$ -	1	\$ 25,000	0	\$ -	0	\$ -	0	\$ -	1	\$ 25,000
Grand Total	22	\$ 13,922,139	22	\$ 5,917,166	13	\$ 1,312,979	12	\$ 1,695,331	31	\$ 5,113,563	18	\$ 2,654,500	118	\$ 30,615,678

FY2022 Awards Funded - By Funding Source
September 1, 2021 - February 28, 2022

