

Research Expenditure Report

ALL FUND GROUPS

Unit	FY 2022				
	Year-to-Date as of December 31, 2021				
	Federal	Institutional	Private	State	Grand Total
Division of Health Affairs	\$ 1,340,843	\$ 901,358	\$ 1,754,470	\$ 1,554,349	\$ 5,551,021
Finance & Planning		\$ (227,392)	\$ 4,572		\$ (222,820)
Provost - Academic Affairs	\$ 1,702,710	\$ 9,421,752	\$ 177,330	\$ 118,341	\$ 11,420,133
Research Grad Studies New Pgms	\$ 396,834	\$ 454,700	\$ 5,721	\$ 123,345	\$ 980,600
Strategic Enrollment & Student Affairs		\$ 4,261			\$ 4,261
Student Success		\$ 13,166			\$ 13,166
Grand Total	\$ 3,440,387	\$ 10,567,846	\$ 1,942,093	\$ 1,796,035	\$ 17,746,360

*Credit Balance due to GASB 87 implementation.

FY2021	FY2020	FY2019
As of December 31, 2020	As of December 31, 2019	As of December 31, 2018
\$ 8,154,671	\$ 6,837,326	\$ 4,259,107
\$ 1,021	\$ 29,070	\$ 12,220
\$ 8,611,431	\$ 8,711,733	\$ 9,515,443
\$ 1,817,082	\$ 1,103,664	\$ 769,325
\$ 1,357	\$ 2,446	\$ 1,473
\$ 15,675	\$ 10,585	\$ 11,078
\$ 18,601,237	\$ 16,694,825	\$ 14,568,646

RESTRICTED

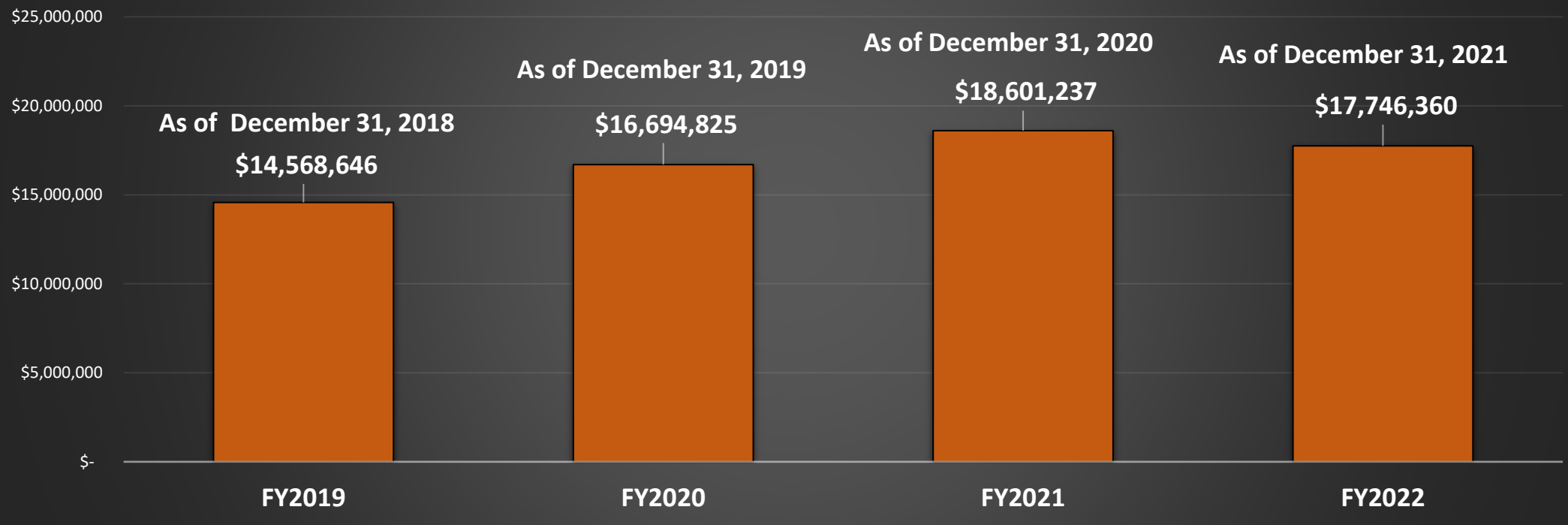
Unit	FY 2022				
	Year-to-Date as of December 31, 2021				
	Federal	Institutional	Private	State	Grand Total
Division of Health Affairs	\$ 947,242		\$ 1,603,162	\$ 202,934	\$ 2,753,338
Finance & Planning			\$ 4,572		\$ 4,572
Provost - Academic Affairs	\$ 1,254,668		\$ 156,710	\$ 106,566	\$ 1,517,943
Research Grad Studies New Pgms	\$ 338,314		\$ 5,721	\$ 16,399	\$ 360,433
Grand Total	\$ 2,540,223	-	\$ 1,770,165	\$ 325,899	\$ 4,636,287

FY2021	FY2020	FY2019
As of December 31, 2020	As of December 31, 2019	As of December 31, 2018
\$ 4,015,869	\$ 2,542,403	\$ 1,847,287
\$ 97	\$ 16,828	
\$ 1,283,641	\$ 1,300,812	\$ 1,789,822
\$ 1,277,655	\$ 658,427	\$ 297,189
\$ 6,577,262	\$ 4,518,469	\$ 3,934,298

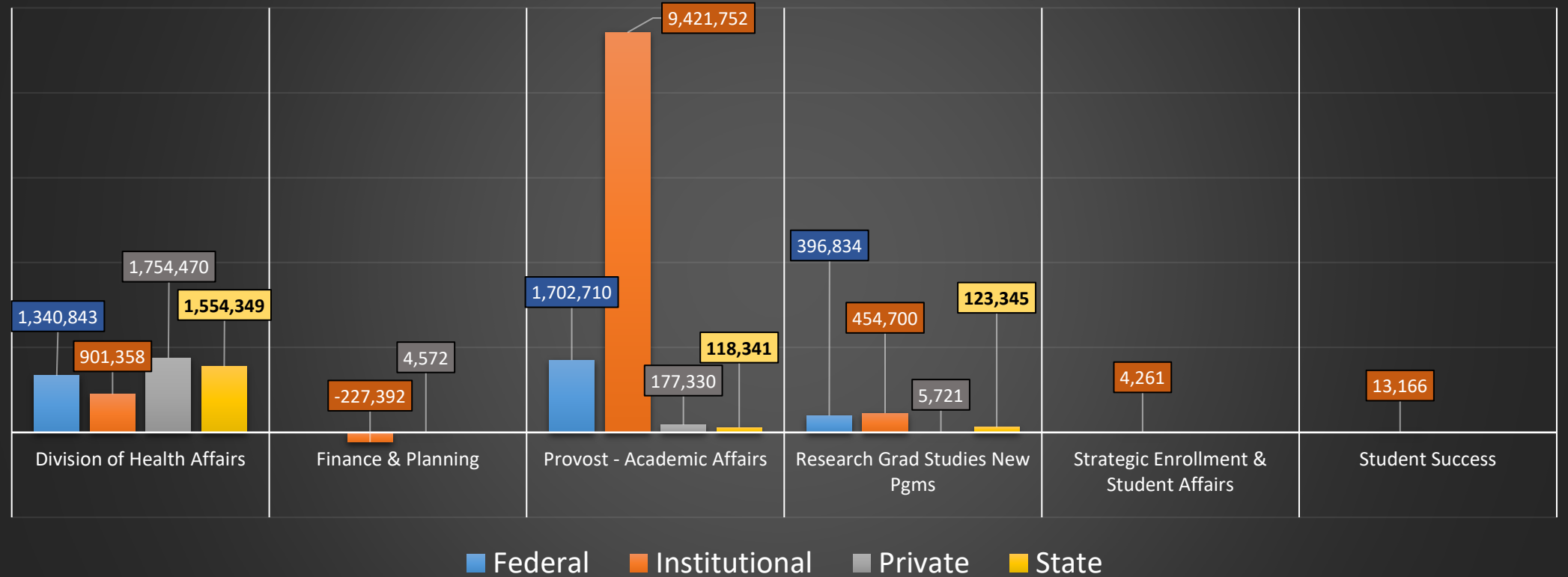
Note:

Indirect Costs and Pass-through expenditures have been excluded from the Research Expenditures Report. Restricted research should not include indirect costs and pass-through expenditures in order to match the Sources and Uses report which follows the Texas Higher Education Coordinating Board's Standards and Accounting Methods for Reporting Restricted Research Expenditures.

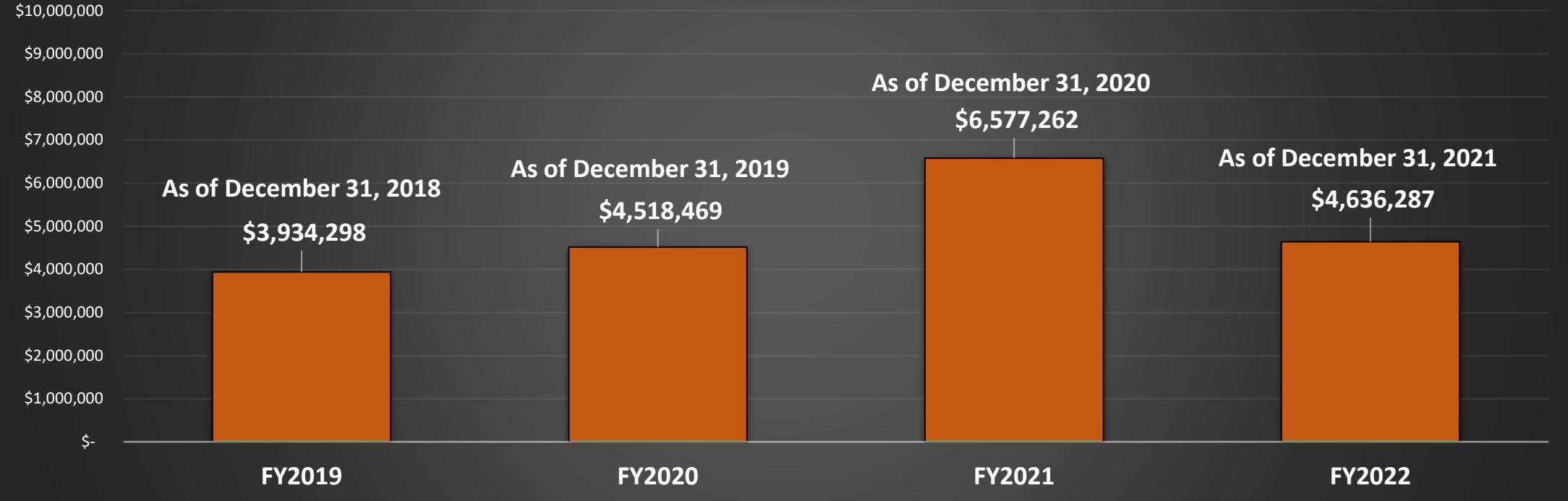
Research Expenditures - All Fund Groups - By Fiscal Year



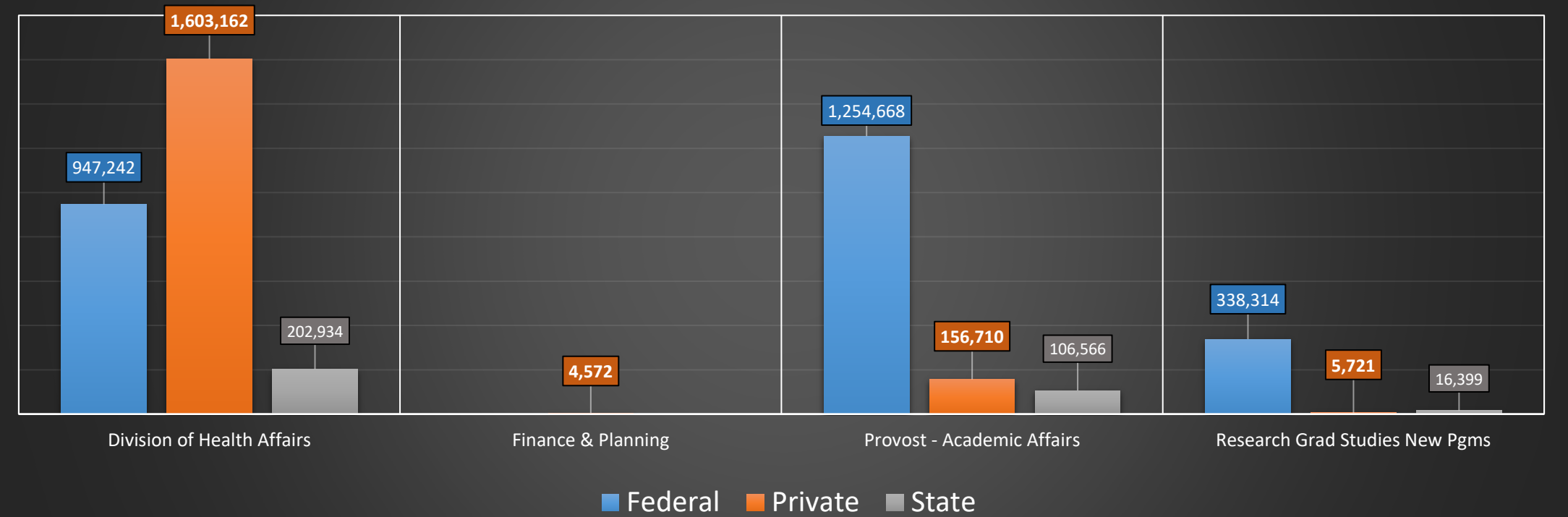
Research Expenditures - All Fund Groups - By Division



Research Expenditures - **Restricted** - By Fiscal Year



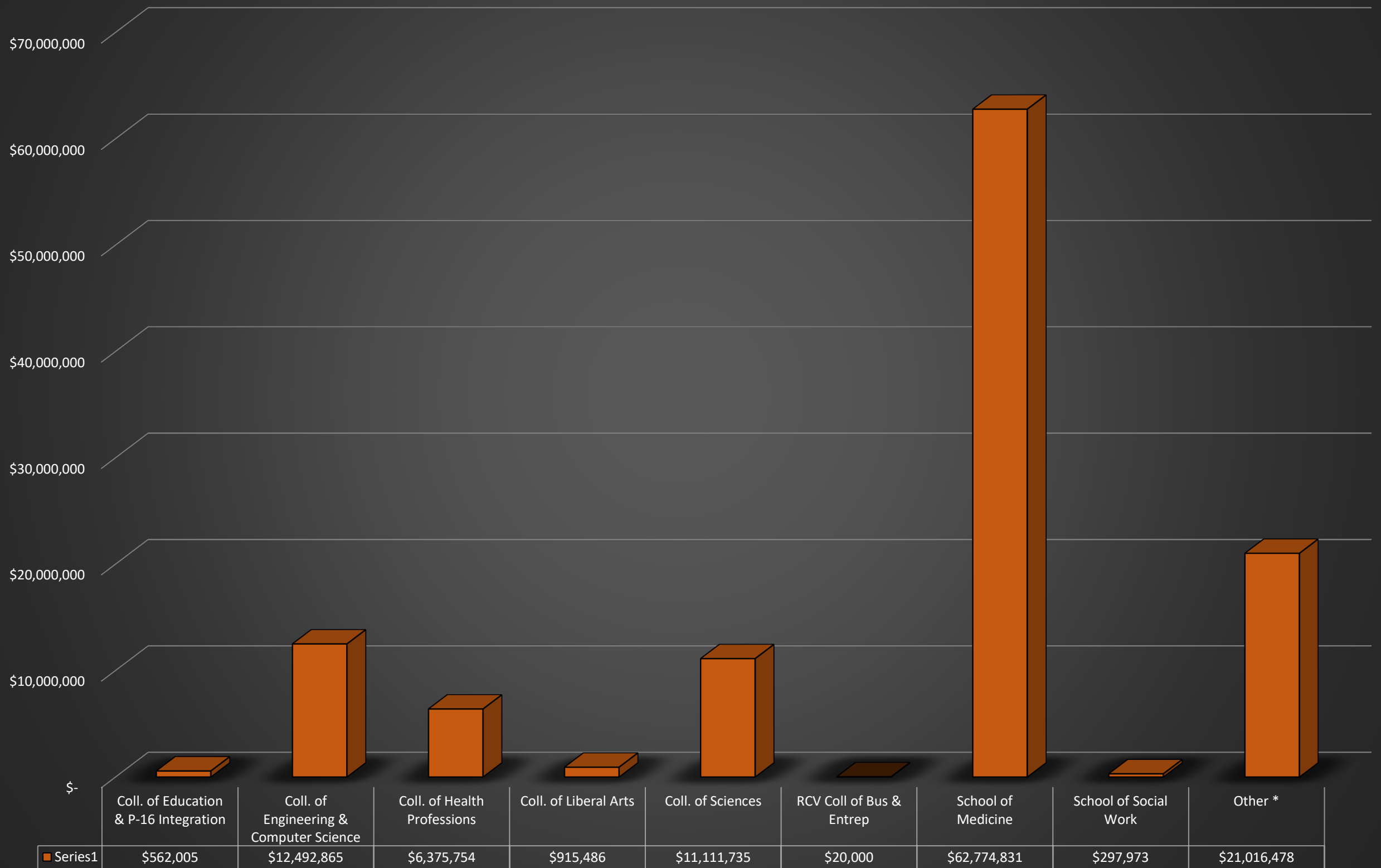
Research Expenditures - **Restricted** - By Division



**The University of Texas Rio Grande Valley
Proposal Submission by Division/College/School**

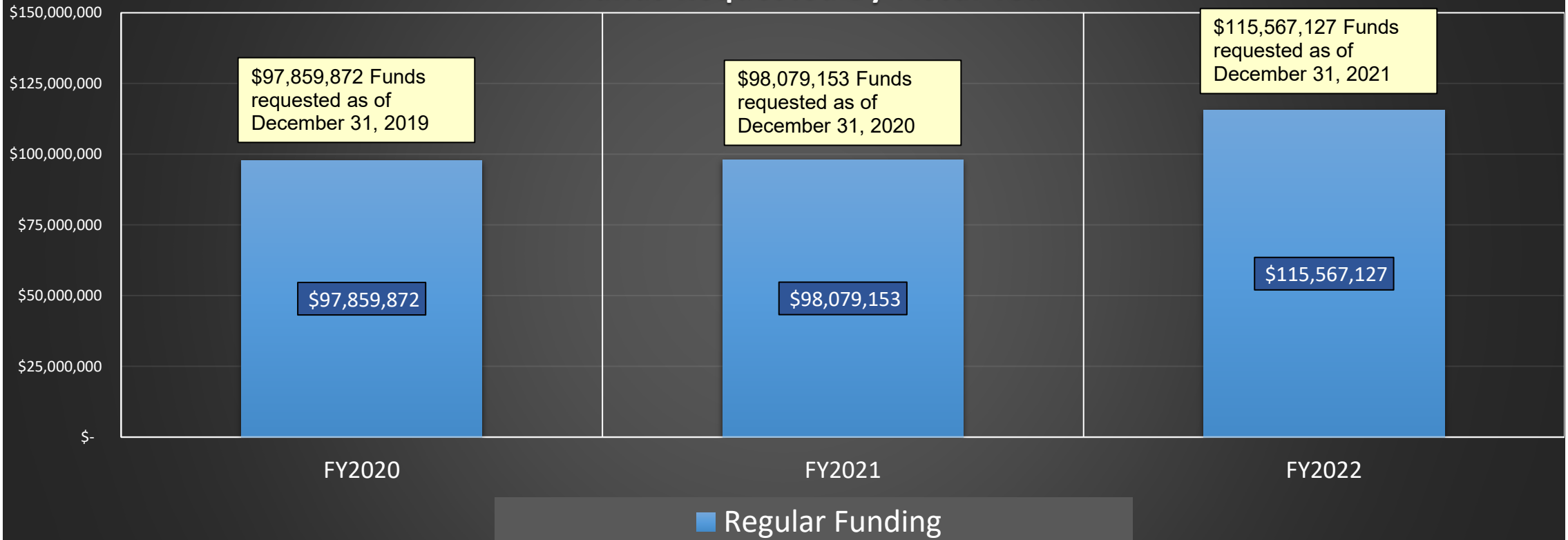
Unit	DEC - FY2022 <i>Dec 1, 2021 - Dec 31, 2021</i>		FY2022 - YTD <i>Sep 1, 2021 - Dec 31, 2021</i>	
	Count	Amount Requested	Count	Amount Requested
Administration Support Services	1	\$ 2,487,266	2	\$ 2,899,738
Governmental & Community Relations	1	\$ 320,000	2	\$ 650,000
Health Affairs				
<i>School of Medicine</i>	4	\$ 4,272,130	47	\$ 62,774,831
Provost - Academic Affairs				
<i>College of Education & P-16 Integration</i>	2	\$ 18,578	7	\$ 562,005
<i>College of Engineering & Computer Science</i>	4	\$ 2,752,403	27	\$ 12,492,865
<i>College of Health Professions</i>	1	\$ 28,190	6	\$ 6,375,754
<i>College of Liberal Arts</i>	5	\$ 299,254	12	\$ 915,486
<i>College of Sciences</i>	11	\$ 2,987,018	38	\$ 11,111,735
<i>Robert C. Vackar College of Business & Entrepreneurship</i>	0	\$ -	1	\$ 20,000
<i>School of Social Work</i>	1	\$ 149,973	2	\$ 297,973
Research and New Program Development	0	\$ -	3	\$ 16,804,319
Strategic Enrollment and Student Affairs	1	\$ 312,421	3	\$ 637,421
Student Success	0	\$ -	1	\$ 25,000
Grand Total	31	\$ 13,627,233	151	\$ 115,567,127

Proposal Submission - Funds Requested By College & Schools September 1, 2021 to December 31, 2021

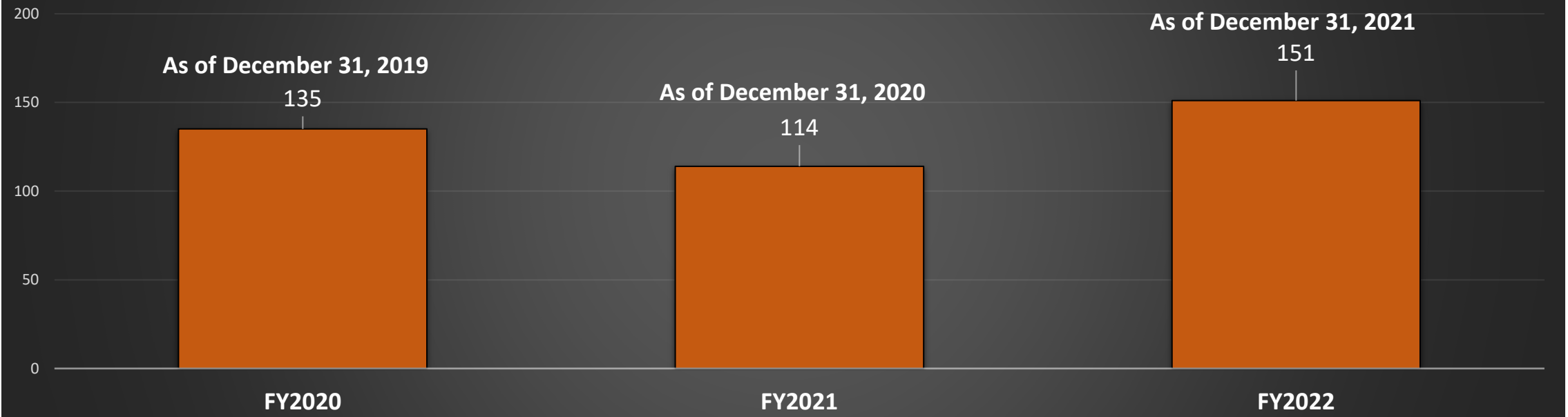


* This category is composed of Non-College Areas such as the Division of Research & New Program Development, Governmental & Community Relations and Strategic Enrollment & Student Affairs

Funds Requested By Fiscal Year



Proposals - Number of Proposals Submitted - By Fiscal Year



The numbers represented in the charts above include amounts since the start of the fiscal year up to the date represented in each column.

The University of Texas Rio Grande Valley
Proposals submitted in December

Division	College/School	Department	PI Name	Project Title	Agency/Sponsor Name	Total
Administration Support Services	-	Information Technology	Graham, Jeff	Expanding Digital Learning Capacity at The University of Texas Rio Grande Valley	U.S. Department of Commerce	\$ 2,487,266
Governmental & Community Relations	-	Business Development	Landez, Hector	UTRGV Rio South Texas Regional PTAC	U.S. Department of Defense	\$ 320,000
Health Affairs	School of Medicine	Human Genetics	Curran, Joanne	Genetics of Alveolar Cell Response to COVID-19 Infection in a Hispanic Cohort	National Institutes of Health (NIH)	\$ 3,692,155
Health Affairs	School of Medicine	Human Genetics	Vandeberg, John	Individually ventilated cage system for new laboratory opossum vivarium	National Institutes of Health (NIH)	\$ 399,975
Health Affairs	School of Medicine	Immunology and Microbiology	Chauhan, Subhash	Generation of Novel CAR-T Therapy for Pancreatic Cancer	Kosten Foundation	\$ 80,000
Health Affairs	School of Medicine	Neuroscience	Rodriguez, Ney Alley	Factors associated with post COVID-19 neurodegeneration in elderly adults	Alzheimer's Association	\$ 100,000
Provost - Academic Affairs	College of Education & P-16 Integration	Bilingual & Literacy Studies	Zuniga, Christian	Becoming bilingual/bicultural: Privileging Latinx immigrant parent knowledge of children's bilingual/bicultural development in teacher education	Spencer Foundation	\$ 17,078
Provost - Academic Affairs	College of Education & P-16 Integration	Interdiscip Prg & Commun Engmt	Alvarez, Stephanie	El Retorno al Valle: A Symposium on Gloria Anzaldúa	Humanities Texas	\$ 1,500
Provost - Academic Affairs	College of Engineering & Computer Science	Civil Engineering	Ernest, Andrew	Large-scale CoPe: FloodBRIDGE: Building trust and resilience in diverse, growing economies along the souther U.S.	National Science Foundation	\$ 1,834,203
Provost - Academic Affairs	College of Engineering & Computer Science	Informatics & Engineering Syst	Xu, Lei	AF: Small: Integer programming of a block structure with applications in renewable energy scheduling and multi-a	National Science Foundation	\$ 119,218
Provost - Academic Affairs	College of Engineering & Computer Science	Mfg & Industrial Engineering	Geng, Zhaohui	A Framework of Tolerance Specification for Freeform Point Clouds and Capability Analysis for Freeform Processing Technologies using Computational Statistics	ASTM Additive Manufacturing Center of Excellence	\$ 49,906
Provost - Academic Affairs	College of Engineering & Computer Science	Mfg & Industrial Engineering	Geng, Zhaohui	Multi-Stage Supply Chain Eco-System for Aerospace High Volume Manufacturing	National Aeronautics and Space Administration	\$ 749,076
Provost - Academic Affairs	College of Health Professions	Health & Biomedical Sciences	Salinas, Lisa	Assessment of pulse intake in college students from a Hispanic-Serving Institution before and after provision of pulse-focused nutrition and food preparation education	USA Dry Pea and Lentil Council	\$ 28,190
Provost - Academic Affairs	College of Liberal Arts	Anthropology	Bacha-Garza, Roseann	Ancient Landscapes of South Texas scholarly book publication	Texas Historical Foundation	\$ 5,000

The University of Texas Rio Grande Valley
Proposals submitted in December

Division	College/School	Department	PI Name	Project Title	Agency/Sponsor Name	Total
Provost - Academic Affairs	College of Liberal Arts	Public Afrs & Security Studies	Atisa, George	Using Shift-Share Analysis Data to Inform Decision Making to Achieve Community Empowerment, Equity and Economic Growth in the Rio Grande Valley of South Texas	IBM Center for Business of Government	\$ 20,000
Provost - Academic Affairs	College of Liberal Arts	Public Afrs & Security Studies	Ortiz-Garcia, Cecilio	Fostering Resilient Institutions: Managing Risk and Building Resiliency	IBM Center for Business of Government	\$ 20,000
Provost - Academic Affairs	College of Liberal Arts	Sociology	Perez-Lugo, Marla	Energy Justice Transformation after Crisis: Lessons from Puerto Rico for the Rest of the United States	Northeastern University / Sloan Foundation	\$ 90,419
Provost - Academic Affairs	College of Liberal Arts	Writing & Language Studies	Gonzalez, Gabriel	Scholarly Translation of Alberto Methol Ferré's "La América Latina del Siglo XXI"	National Endowment for the Humanities	\$ 163,835
Provost - Academic Affairs	College of Sciences	Biology	Vitek, Christopher	Community Outreach Project	UT Medical Branch at Galveston	\$ 88,795
Provost - Academic Affairs	College of Sciences	Biology	Vitek, Christopher	Identification Class Project	UT Medical Branch at Galveston	\$ 156,140
Provost - Academic Affairs	College of Sciences	Biology	Vitek, Christopher	Mosquito Vector Borne Disease Project	UT Medical Branch at Galveston	\$ 106,880
Provost - Academic Affairs	College of Sciences	Biology	Vitek, Christopher	Simulating outbreaks in the 'Field Experiences' in OneHealth	UT Medical Branch at Galveston	\$ 70,885
Provost - Academic Affairs	College of Sciences	Biology	Vitek, Christopher	Student Funding Project	UT Medical Branch at Galveston	\$ 596,628
Provost - Academic Affairs	College of Sciences	Biology	Feria, Teresa	Large-Scale CoPe: CIRCLE-inG: AI and Modeling for Collective Impact on Resilient Communities through Social Learning and Equity in the Gulf	National Science Foundation	\$ 1,199,834
Provost - Academic Affairs	College of Sciences	Biology	Feria, Teresa	Predicting the potential impact of climate change on the distribution of mosquito species in Egypt	Al-Azhar University, Egypt/National Academies	\$ 197,682
Provost - Academic Affairs	College of Sciences	Biology	Kariyat, Rupesh	Elucidating the role of BMR 12 gene in sorghum sugarcane aphid interactions	U.S. Department of Agriculture	\$ 221,267
Provost - Academic Affairs	College of Sciences	Mathematical & Statistical Sci	Bhatta, Dambaru	An Adaptive Finite Element Discretization of a Regularized Variational Model for Quasi-static Crack Propagation in Nonlinear Limiting Strain Elastic Solids	National Science Foundation	\$ 136,425
Provost - Academic Affairs	College of Sciences	Mathematical & Statistical Sci	He, Cuiyu	Shape optimization using adaptive CutFEM and deep neural networks	National Science Foundation	\$ 146,380
Provost - Academic Affairs	College of Sciences	Physics and Astronomy	Rivera Sandoval, Liliana	Confirming the first outbursting AM CVn in a globular cluster	NASA Space Telescope Science Institute	\$ 66,102
Provost - Academic Affairs	School of Social Work	School of Social Work	Enriquez, Enedina	Developing Resilience in Schools through Bereavement Programs	New York Life Foundation	\$ 149,973

The University of Texas Rio Grande Valley
Proposals submitted in December

Division	College/School	Department	PI Name	Project Title	Agency/Sponsor Name	Total
Strategic Enrollment and Student Affairs	-	Ofc of Strategic Enrol & St Af	Castilla, Griselda	Comp Repayment Grant FY2-22	The Texas Higher Education Coordinating Board	\$ 312,421
						\$ 13,627,233

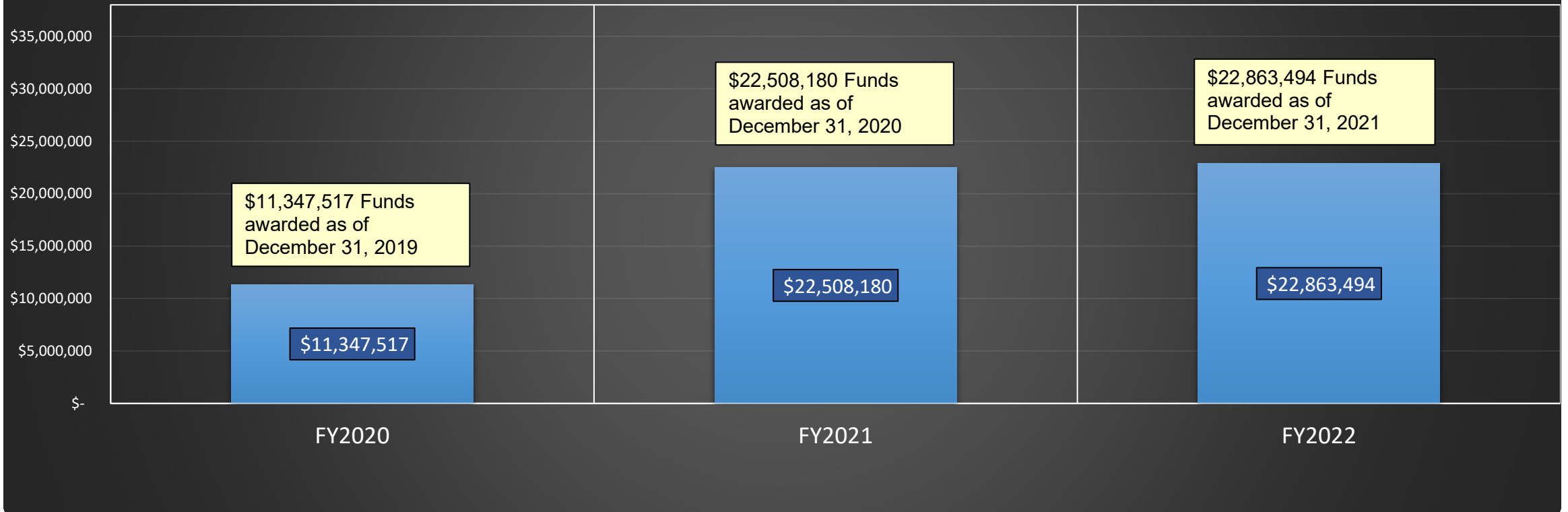
The University of Texas Rio Grande Valley
Proposal Submission by College/School - Monthly

Unit	SEP - FY2022		OCT - FY2022		NOV - FY2022		DEC - FY2022		FY2022 - YTD	
	Count	Amount Requested	Count	Amount Requested	Count	Amount Requested	Count	Amount Requested	Count	Amount Requested
Administration Support Services	0	\$ -	0	\$ -	1	\$ 412,472	1	\$ 2,487,266	2	\$ 2,899,738
Governmental & Community Relations	0	\$ -	1	\$ 330,000	0	\$ -	1	\$ 320,000	2	\$ 650,000
Health Affairs										
<i>School of Medicine</i>	15	\$ 16,156,503	13	\$ 20,095,906	15	\$ 22,250,292	4	\$ 4,272,130	47	\$ 62,774,831
Provost - Academic Affairs										
<i>College of Education & P-16 Integration</i>	4	\$ 298,636	1	\$ 244,791	0	\$ -	2	\$ 18,578	7	\$ 562,005
<i>College of Engineering & Computer Science</i>	10	\$ 5,708,520	3	\$ 549,972	10	\$ 3,481,970	4	\$ 2,752,403	27	\$ 12,492,865
<i>College of Health Professions</i>	1	\$ 3,000,000	2	\$ 3,076,536	2	\$ 271,028	1	\$ 28,190	6	\$ 6,375,754
<i>College of Liberal Arts</i>	0	\$ -	1	\$ 370,000	6	\$ 246,232	5	\$ 299,254	12	\$ 915,486
<i>College of Sciences</i>	10	\$ 1,833,314	9	\$ 3,480,291	8	\$ 2,811,112	11	\$ 2,987,018	38	\$ 11,111,735
<i>Robert C. Vackar College of Business & Entrepreneurship</i>	1	\$ 20,000	0	\$ -	0	\$ -	0	\$ -	1	\$ 20,000
<i>School of Social Work</i>	0	\$ -	1	\$ 148,000	0	\$ -	1	\$ 149,973	2	\$ 297,973
Research and New Program Development	1	\$ 15,154,839	0	\$ -	2	\$ 1,649,480	0	\$ -	3	\$ 16,804,319
Strategic Enrollment and Student Affairs	0	\$ -	1	\$ 25,000	1	\$ 300,000	1	\$ 312,421	3	\$ 637,421
Student Success	0	\$ -	1	\$ 25,000	0	\$ -	0	\$ -	1	\$ 25,000
Grand Total	42	\$ 42,171,812	33	\$ 28,345,496	45	\$ 31,422,586	31	\$ 13,627,233	151	\$ 115,567,127

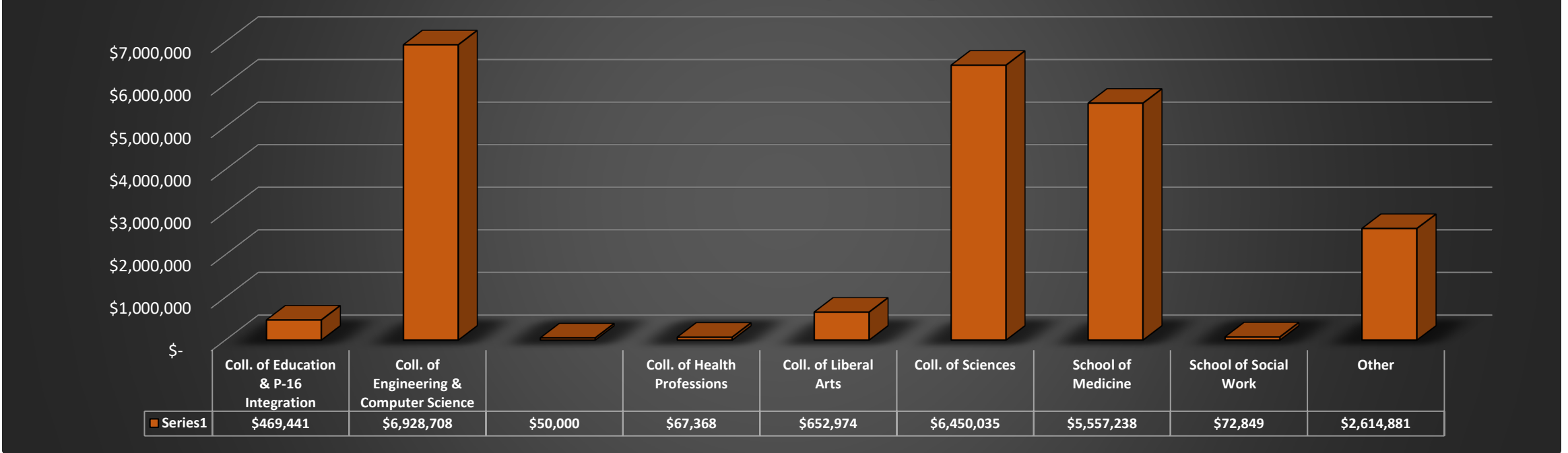
The University of Texas Rio Grande Valley Awards by Schools/Colleges

Unit	DEC - FY2022 <i>Dec 1, 2021 - Dec 31, 2021</i>		FY2022 - YTD <i>Sep 1, 2021 - Dec 31, 2021</i>	
	Count	Funds Awarded	Count	Funds Awarded
Governmental & Community Relations	0	\$ -	4	\$ 442,033
Health Affairs				
<i>School of Medicine</i>	5	\$ 1,059,077	15	\$ 5,557,238
President	0	\$ -	1	\$ 50,000
Provost - Academic Affairs				
Provost - Academic Affairs (Non College)	0	\$ -	1	\$ 25,000
<i>College of Education & P-16 Integration</i>	0	\$ -	2	\$ 469,441
<i>College of Engineering & Computer Science</i>	2	\$ 223,678	6	\$ 6,928,708
<i>College of Fine Arts</i>	1	\$ 50,000	1	\$ 50,000
<i>College of Health Professions</i>	0	\$ -	5	\$ 67,368
<i>College of Liberal Arts</i>	0	\$ -	2	\$ 652,974
<i>College of Sciences</i>	4	\$ 362,576	19	\$ 6,450,035
<i>School of Social Work</i>	0	\$ -	2	\$ 72,849
Research, Graduate Studies & New Program Development	0	\$ -	5	\$ 1,510,076
Strategic Enrollment & Student Affairs	0	\$ -	5	\$ 562,772
Student Success	0	\$ -	1	\$ 25,000
Grand Total	12	\$ 1,695,331	69	\$ 22,863,494

Funds Awarded by Fiscal Year



FY 22 Funds Awarded by College/Schools



The numbers represented in the charts above include amounts since the start of the fiscal year up to the date represented in each column.

The University of Texas Rio Grande Valley
Awards received in December

Division	College/School	Department	PI Name	Award Title	Sponsor	Type of Project	Total
Health Affairs	School of Medicine	Human Genetics	Almeida, Marcio	South Texas Alzheimer's Disease Center	National Institutes of Health (NIH)	New Subaward	\$ 111,000
Health Affairs	School of Medicine	Human Genetics	Williams-Blangero, Sarah	South Texas Alzheimer's Disease Center	National Institutes of Health (NIH)	New Subaward	\$ 39,152
Health Affairs	School of Medicine	Neuroscience	Maestre, Gladys	South Texas Alzheimer's Disease Center	National Institutes of Health (NIH)	New Subaward	\$ 618,078
Health Affairs	School of Medicine	Populatn Hlth & Biostatistics	Robledo, Candace	South Texas Alzheimer's Disease Center	National Institutes of Health (NIH)	New Subaward	\$ 111,000
Health Affairs	School of Medicine	S TX Diabetes and Obesity Inst	Blangero, John	South Texas Alzheimer's Disease Center	National Institutes of Health (NIH)	New Subaward	\$ 179,847
Provost - Academic Affairs	College of Engineering & Computer Science	Electrical & Computer Engineer	Dera, Dimah	Towards Robust Brain Tumor Detection and Surveillance	Private/Foundation	New Subaward	\$ 26,934
Provost - Academic Affairs	College of Engineering & Computer Science	Mechanical Engineering	Ashraf, Ali	ERI: Bonding and Filler Dispersion in One-Step, in-situ Shear Exfoliated Two-Dimensional Material-Polymer Nanocomposites and Their Application as Desalination Membranes	National Science Foundation	New Award	\$ 196,744
Provost - Academic Affairs	College of Fine Arts	Music	Jobson, Krista	"Music in the Park": A Festival of Music and Nature in the Rio Grande Valley	Private/Foundation	New Award	\$ 50,000
Provost - Academic Affairs	College of Sciences	Biology	Racelis, Alexis	Sustainable Agriculture Research and Education (SARE) Program 2020	University of Georgia	New Award	\$ 16,499
Provost - Academic Affairs	College of Sciences	Biology	Taylor, Christopher	Fish assemblages of the Rio Grande between Eagle Pass and Laredo, Texas	TEXAS PARKS AND WILDLIFE DEPARTMENT	New Award	\$ 60,098
Provost - Academic Affairs	College of Sciences	Mathematical & Statistical Sci	Sifuentes, Josef	Diversity, Equity & Inclusion in STEM Higher Education	Private/Foundation	New Award	\$ 249,269
Provost - Academic Affairs	College of Sciences	Physics and Astronomy	Rakhmanov, Malik	U.S.-Kazakhstan University Partnerships Grants Program	Private/Foundation	New Award	\$ 36,710
Grand Total							\$ 1,695,331

The University of Texas Rio Grande Valley
Awards by Schools/Colleges - Monthly

Unit	SEP - FY2022		OCT - FY2022		NOV - FY2022		DEC - FY2022		FY 2022 - YTD	
	Count	Funds Awarded	Count	Funds Awarded	Count	Funds Awarded	Count	Funds Awarded	Count	Funds Awarded
Governmental & Community Relations	2	\$ 46,693	2	\$ 395,340	0	\$ -	0	\$ -	4	\$ 442,033
Health Affairs										
<i>School of Medicine</i>	3	\$ 1,028,998	4	\$ 2,928,163	3	\$ 541,000	5	\$ 1,059,077	15	\$ 5,557,238
President	0	\$ -	1	\$ 50,000	0	\$ -	0	\$ -	1	\$ 50,000
Provost - Academic Affairs										
Provost - Academic Affairs (Non College)	1	\$ 25,000	0	\$ -	0	\$ -	0	\$ -	1	\$ 25,000
<i>College of Education & P-16</i>	1	\$ 357,480	1	\$ 111,961	0	\$ -	0	\$ -	2	\$ 469,441
<i>College of Engineering & Computer Science</i>	2	\$ 6,083,238	1	\$ 606,792	1	\$ 15,000	2	\$ 223,678	6	\$ 6,928,708
<i>College of Fine Arts</i>	0	\$ -	0	\$ -	0	\$ -	1	\$ 50,000	1	\$ 50,000
<i>College of Health Professions</i>	3	\$ 31,500	1	\$ 20,000	1	\$ 15,868	0	\$ -	5	\$ 67,368
<i>College of Liberal Arts</i>	0	\$ -	1	\$ 550,000	1	\$ 102,974	0	\$ -	2	\$ 652,974
<i>College of Sciences</i>	5	\$ 5,103,096	6	\$ 627,847	4	\$ 356,516	4	\$ 362,576	19	\$ 6,450,035
<i>School of Social Work</i>	0	\$ -	1	\$ 40,349	1	\$ 32,500	0	\$ -	2	\$ 72,849
Research, Graduate Studies & New	3	\$ 1,135,792	2	\$ 374,284	0	\$ -	0	\$ -	5	\$ 1,510,076
Strategic Enrollment & Student Affairs	2	\$ 110,342	2	\$ 212,430	1	\$ 240,000	0	\$ -	5	\$ 562,772
Student Success	0	\$ -	0	\$ -	1	\$ 25,000	0	\$ -	1	\$ 25,000
Grand Total	22	\$ 13,922,139	22	\$ 5,917,166	13	\$ 1,328,858	12	\$ 1,695,331	69	\$ 22,863,494

FY2022 Awards Funded - By Funding Source
September 1, 2021 - December 31, 2021

