

Research Expenditure Report

ALL FUND GROUPS	FY 2021				
	As of November 30, 2020				
	Unit	Federal	Institutional	Private	State
Division of Health Affairs	\$ 886,779	\$ 1,825,313	\$ 2,515,757	\$ 1,025,226	\$ 6,253,075
Finance & Administration		\$ (3,026)	\$ 85		\$ (2,941)
Provost - Academic Affairs	\$ 734,632	\$ 5,133,256	\$ 53,490	\$ 174,289	\$ 6,095,667
Research Grad Studies New Pgms	\$ 538,440	\$ 285,346	\$ 19,551	\$ 848,601	\$ 1,691,939
Strategic Enrollment & Student Affairs		\$ 1,238			\$ 1,238
Student Success		\$ 11,186			\$ 11,186
Grand Total	\$ 2,159,851	\$ 7,253,313	\$ 2,588,882	\$ 2,048,117	\$ 14,050,164

Year-to-Date as of November 30, 2020

FY2020	FY2019	FY2018
As of November 30, 2019	As of November 30, 2018	As of November 30, 2017
\$ 5,008,505	\$ 3,589,108	\$ 2,333,965
\$ 19,070	\$ 7,920	-
\$ 6,342,367	\$ 6,982,223	\$ 2,430,505
\$ 874,478	\$ 770,620	\$ 450,538
\$ 2,446	\$ 1,473	-
\$ 8,688	\$ 8,679	\$ 5,064
\$12,255,554	\$ 11,360,024	\$ 5,220,072

RESTRICTED	FY 2021				
	As of November 30, 2020				
	Unit	Federal	Institutional	Private	State
Division of Health Affairs	\$ 656,541		\$ 2,392,885	\$ 886	\$ 3,050,311
Finance & Administration			\$ 85		\$ 85
Provost - Academic Affairs	\$ 588,896		\$ 49,622	\$ 134,563	\$ 773,081
Research Grad Studies New Pgms	\$ 495,736		\$ 19,392	\$ 681,955	\$ 1,197,083
Grand Total	\$ 1,741,173	-	\$ 2,461,984	\$ 817,404	\$ 5,020,560

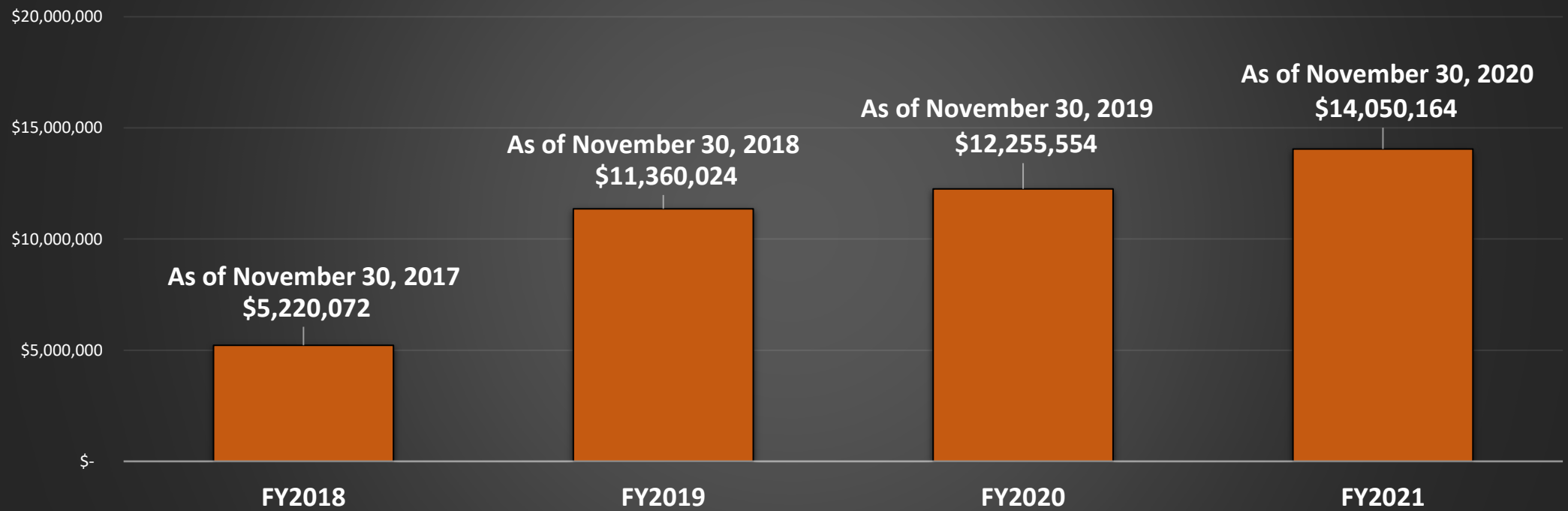
Year-to-Date as of November 30, 2020

FY2020	FY2019	FY2018
As of November 30, 2019	As of November 30, 2018	As of November 30, 2017
\$ 2,025,948	\$ 1,509,114	\$ 587,259
\$ 16,828	-	-
\$ 975,512	\$ 1,339,274	\$ 1,651,252
\$ 538,461	\$ 329,425	\$ 186,854
\$ 3,556,748	\$ 3,177,813	\$ 2,425,365

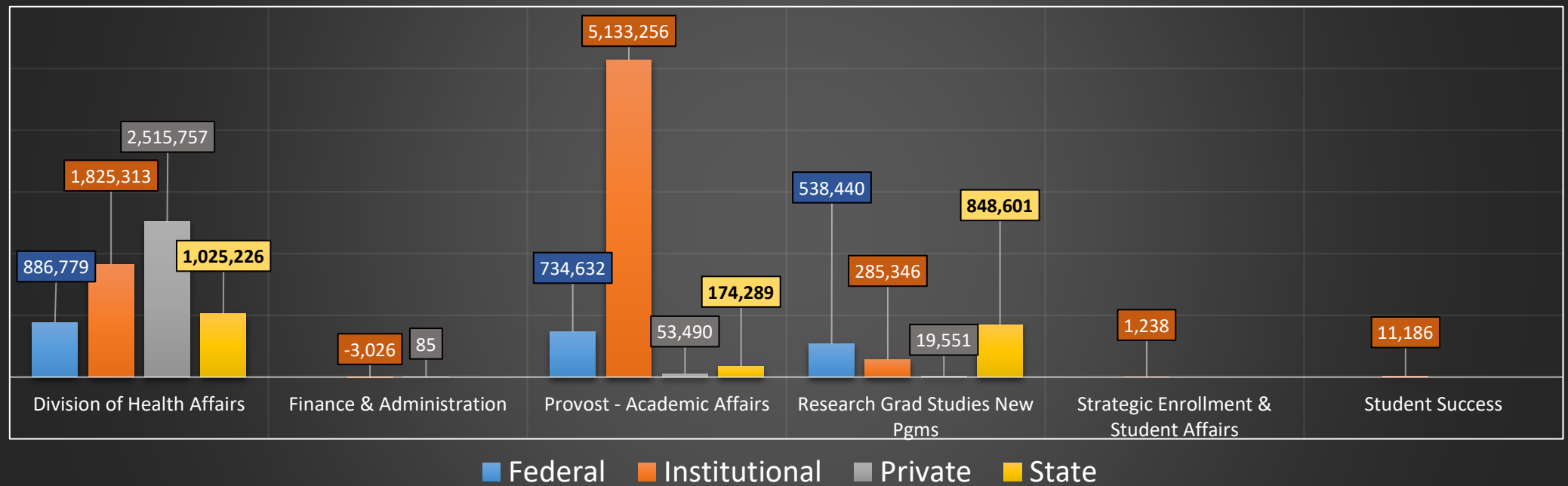
Note:

Indirect Costs and Pass-through expenditures have been excluded from the Research Expenditures Report. Restricted research should not include indirect costs and pass-through expenditures in order to match the Sources and Uses report which follows the Texas Higher Education Coordinating Board's Standards and Accounting Methods for Reporting Restricted Research Expenditures.

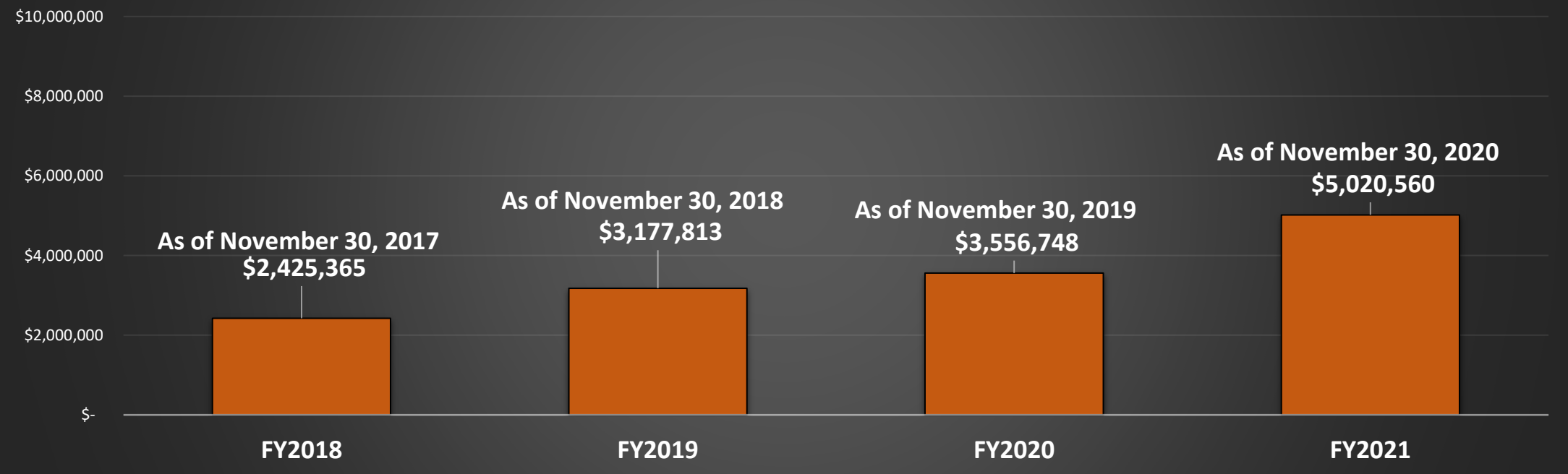
Research Expenditures - All Fund Groups - By Fiscal Year



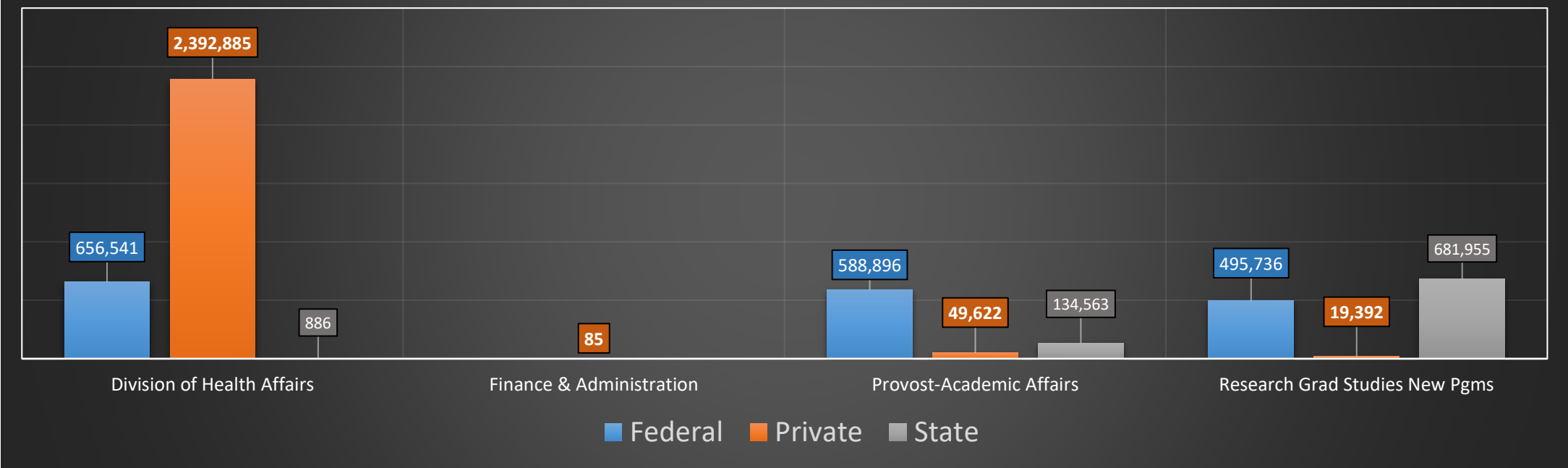
Research Expenditures - All Fund Groups - By Division



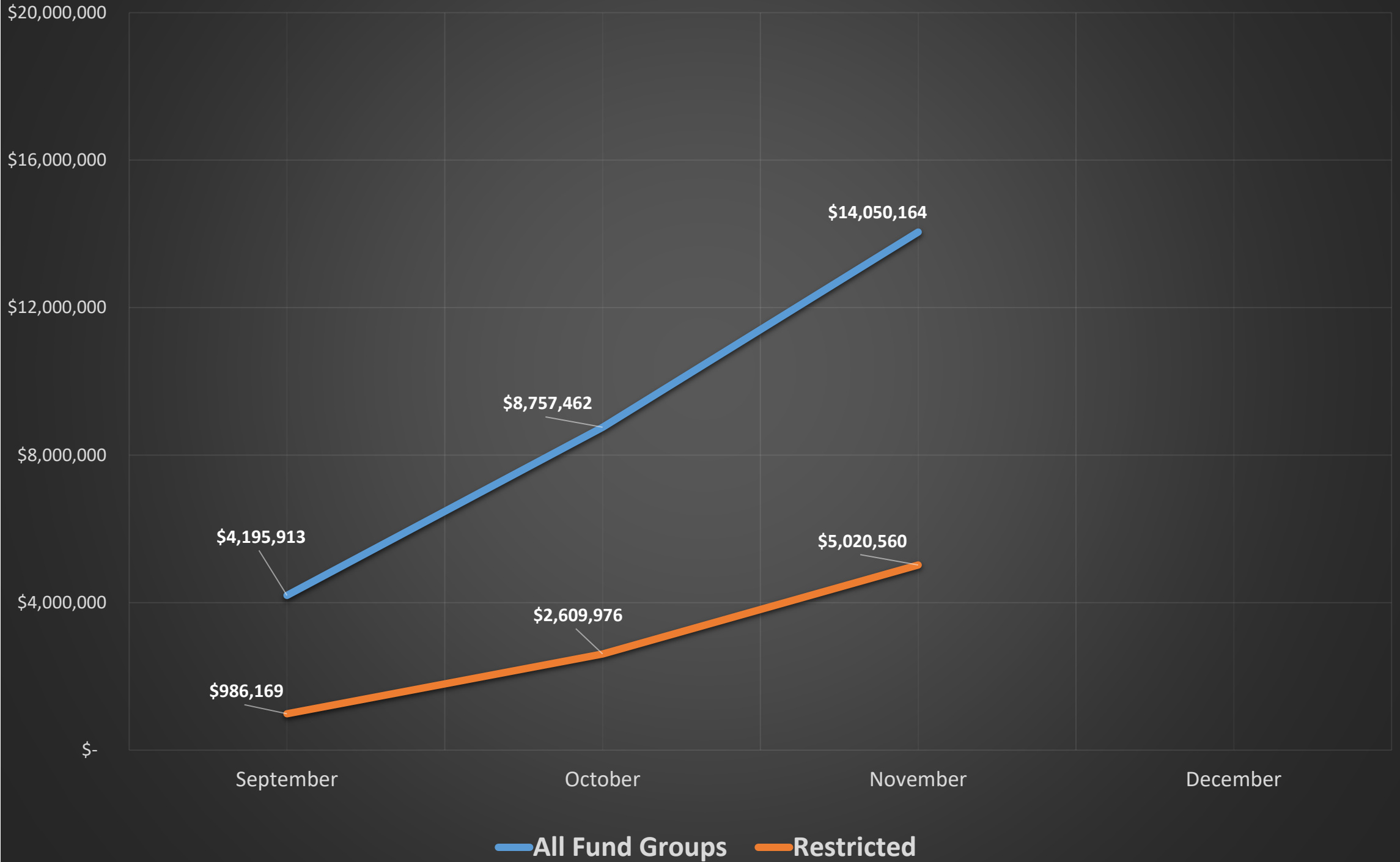
Research Expenditures - **Restricted** - By Fiscal Year



Research Expenditures - **Restricted** - By Division



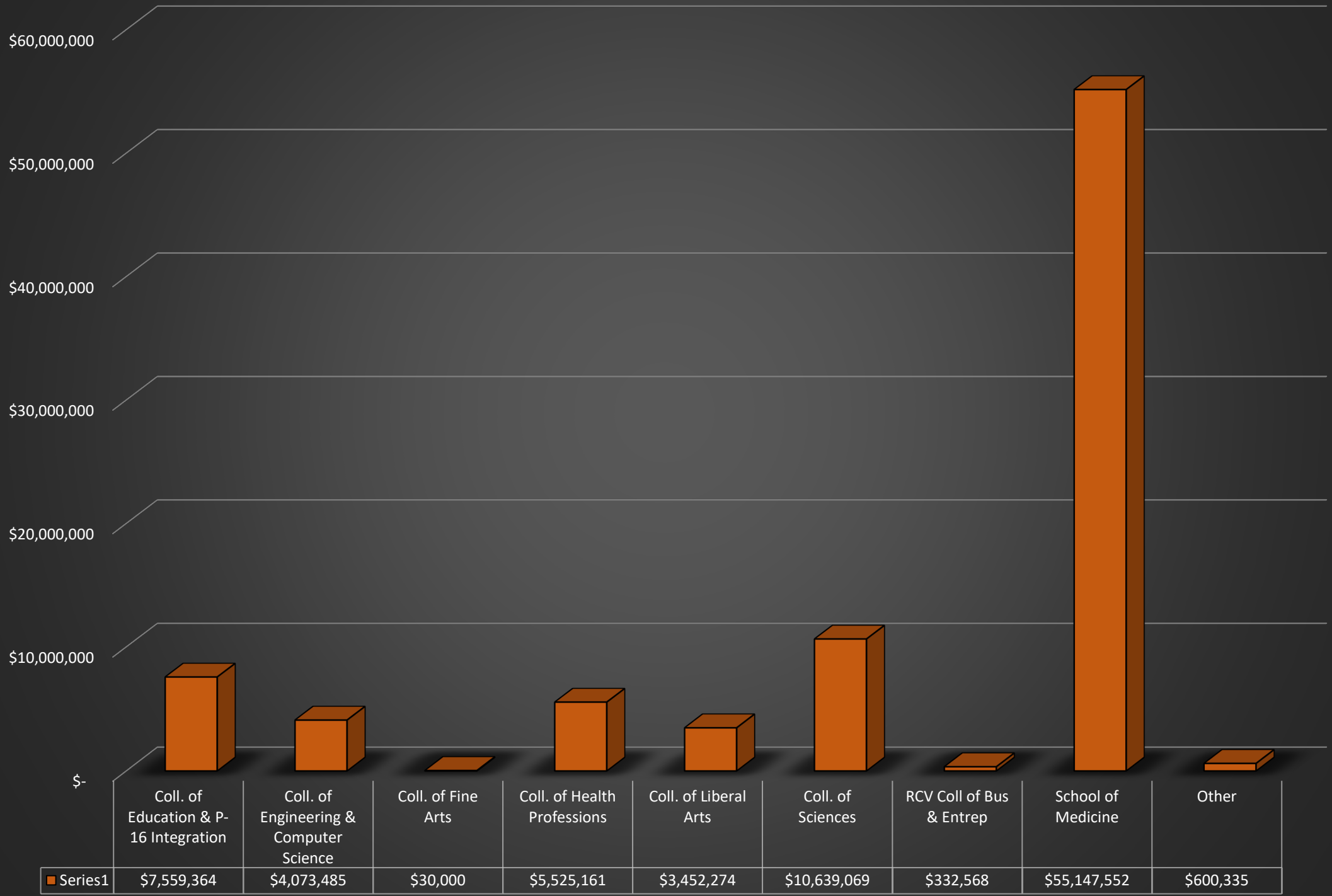
FY2021 Research Expenditures
All Fund Groups & **Restricted**
Year-to-Date as of November 30, 2020



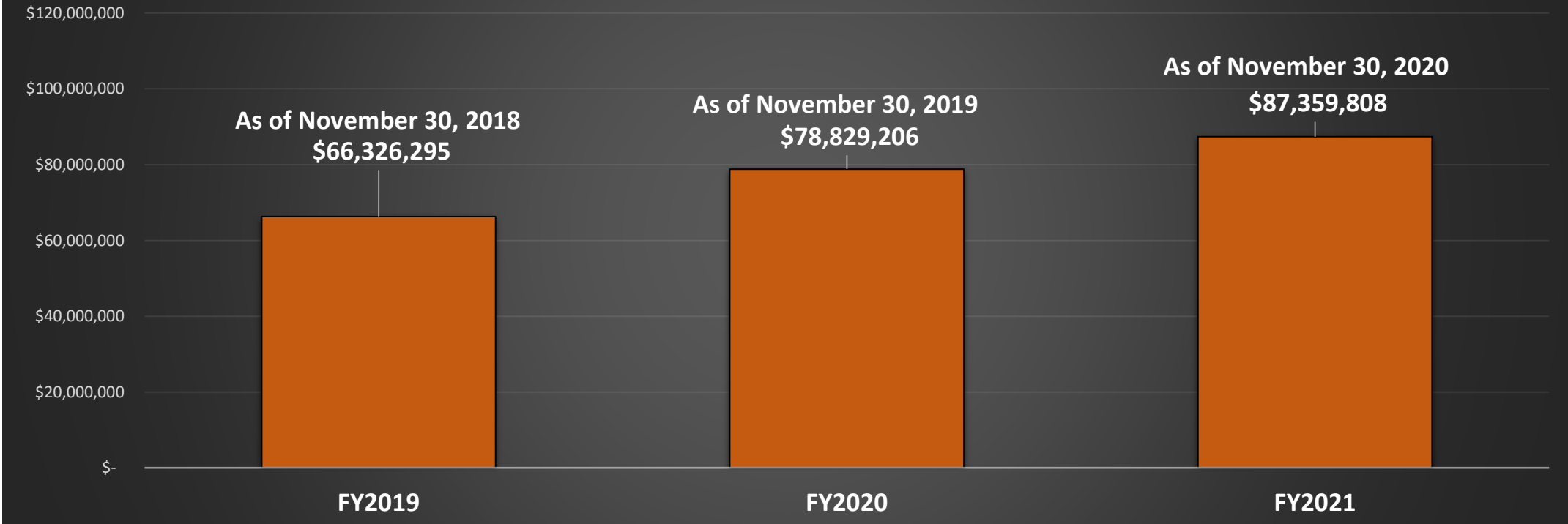
The University of Texas Rio Grande Valley
Proposal Submission by College/School

Unit	NOV - FY2021 <i>Nov 1, 2020 - Nov 30, 2020</i>		FY2021 - YTD <i>Sep 1, 2020 - Nov 30, 2020</i>	
	Count	Amount Requested	Count	Amount Requested
Governmental & Community Relations	0	\$ -	1	\$ 300,000
Health Affairs				
<i>College of Health Professions</i>	1	\$ 965,212	5	\$ 5,525,161
<i>School of Medicine</i>	8	\$ 22,094,673	34	\$ 55,147,552
Provost - Academic Affairs				
<i>College of Education & P-16 Integration</i>	3	\$ 638,418	7	\$ 7,559,364
<i>College of Engineering & Computer Science</i>	3	\$ 2,287,509	13	\$ 4,073,485
<i>College of Fine Arts</i>	0	\$ -	1	\$ 30,000
<i>College of Liberal Arts</i>	2	\$ 1,383,817	8	\$ 3,452,274
<i>College of Sciences</i>	5	\$ 1,431,649	24	\$ 10,639,069
<i>Robert C. Vackar College of Business & Entrepreneurship</i>	1	\$ 29,956	3	\$ 332,568
Research, Graduate Studies & New Program	0	\$ -	1	\$ 142,835
Strategic Enrollment & Student Affairs	1	\$ 112,500	3	\$ 157,500
Grand Total	24	\$ 28,943,734	100	\$ 87,359,808

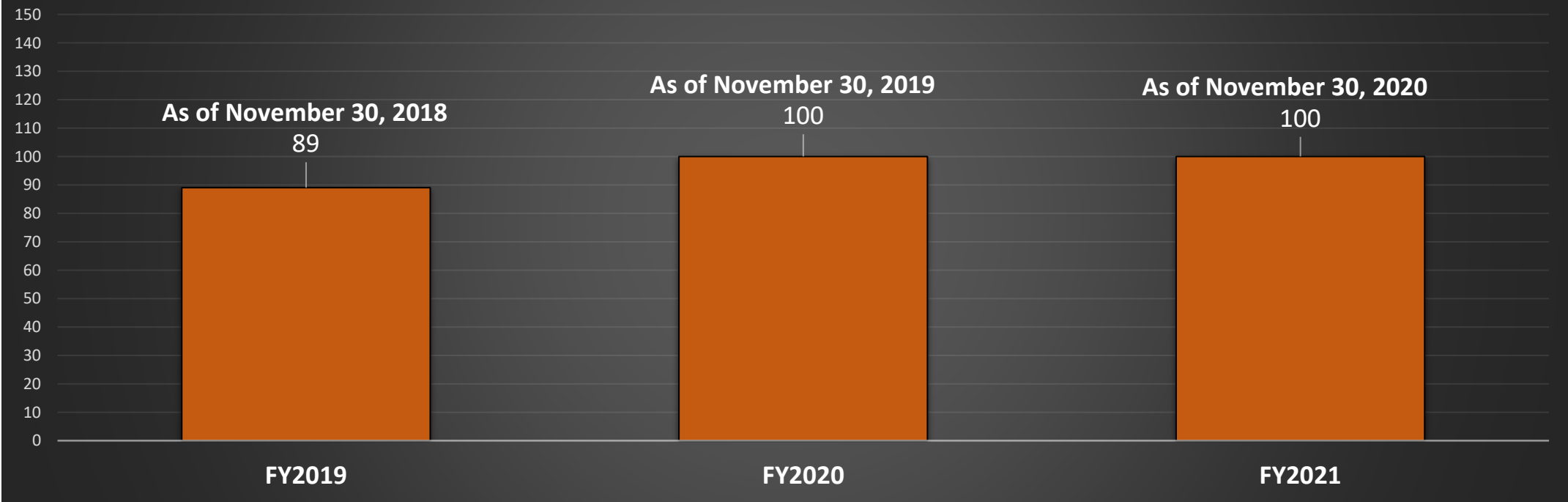
Proposal Submission - Funds Requested By College & Schools September 1, 2020 to November 30, 2020



Proposals - Funds Requested - By Fiscal Year



Proposals - Number of Proposals Submitted - By Fiscal Year



The numbers represented in the charts above include amounts since the start of the fiscal year up to the date represented in each column.

The University of Texas Rio Grande Valley
Proposals submitted in November

Division	College/School	Department	PI Name	Project Title	Agency/Sponsor Name	Total
Health Affairs	College of Health Professions	Rehab Srvs & Counseling	Blanco, Eluterio	The Provider Alcohol and Substance Education Outreach (PASEO) project	National Institutes of Health (NIH)	\$ 965,212
Health Affairs	School of Medicine	Immunology and Microbiology	Chauhan, Subhash	Analysis of HPV variants in cervical cancer in RGV women	National Institutes of Health (NIH)	\$ 3,610,375
Health Affairs	School of Medicine	Immunology and Microbiology	Chauhan, Subhash	Co-delivery of K-RasG12D inhibiting siRNA and miR-145 mimic for PDAC treatment	Private/Foundation	\$ 50,000
Health Affairs	School of Medicine	Immunology and Microbiology	Jaggi, Meena	Socio-epigenetic regulation of lncRNA MALAT1 in colorectal cancer health disparity	National Institutes of Health (NIH)	\$ 3,651,901
Health Affairs	School of Medicine	Ofc of Human Genetics	Almeida, Marcio	Identification of endophenotypes associated with Alzheimer's disease progression in Hispanic population	National Institutes of Health (NIH)	\$ 399,575
Health Affairs	School of Medicine	Ofc of Human Genetics	Arya, Rector	Increased burden of obesity and type 2 diabetes in Mexican Americans of rural Colonias of the Lower Rio Grande Valley: the role of environmental stressors, genetic, and epigenetic factors	National Institutes of Health (NIH)	\$ 3,621,219
Health Affairs	School of Medicine	Ofc of Human Genetics	Duggirala, Ravindranath	Detention of Environmental Stressors Affecting Childhood Obesity in Mexican Americans: Research to Action through Community Engagement for Health Equity	National Institutes of Health (NIH)	\$ 3,667,624
Health Affairs	School of Medicine	Ofc of Human Genetics	Duggirala, Ravindranath	Determination of Epigenetic Signatures Underlying the Association Between Socio-Environmental Factors and Cardiometabolic Risk in Mexican American Youth	National Institutes of Health (NIH)	\$ 3,635,700
Health Affairs	School of Medicine	Populatn Hlth & Biostatistics	Robledo, Candace	Partnerships Advancing and Transforming Health Services for Maternal Outcomes and Reproductive Equity (PATHS 2 MORE)	National Institutes of Health (NIH)	\$ 3,458,279
Provost - Academic Affairs	College of Education & P-16 Integration	Bilingual and Literacy Studies	Musanti, Sandra	A Community Engaged Pedagogy in HSI Teacher Preparation: Leveraging Voices from the Field amidst the Global Pandemic	Private/Foundation	\$ 92,514

The University of Texas Rio Grande Valley
Proposals submitted in November

Division	College/School	Department	PI Name	Project Title	Agency/Sponsor Name	Total
Provost - Academic Affairs	College of Education & P-16 Integration	Teaching & Learning	Lu, Ming-Tsan	IGE: Using a STEM-focused Educational Positive Psychology Intervention (SEPPI) Institute to Increase STEM Graduate Students' 21st Century Skills, Resilience and Essential Soft Skill	National Science Foundation	\$ 496,036
Provost - Academic Affairs	College of Education & P-16 Integration	Teaching & Learning	Lu, Ming-Tsan	TOWER: Transforming Our World via Educational Resilience for STEM Education in an HSI	Private/Foundation	\$ 49,868
Provost - Academic Affairs	College of Engineering & Computer Science	Electrical & Computer Engineer	Chen, Jia	CRII: CIF: Bridging the gap between projection and factorization models for multiview data exploration: algorithms and applications	National Science Foundation	\$ 157,373
Provost - Academic Affairs	College of Engineering & Computer Science	Manufacturing and Industrial Engineering	Timmer, Douglas	SLAM – A Shared Learning Repository For Advanced Manufacturing	North Carolina State University / National Science Foundation	\$ 150,000
Provost - Academic Affairs	College of Engineering & Computer Science	Mechanical Engineering	Lozano, Karen	The Lever Project - BRIDGING THE URM GAP in STEM	National Science Foundation	\$ 1,980,136
Provost - Academic Affairs	College of Liberal Arts	Anthropology	Miller, Christopher	Ancient Landscapes of South Texas	Private/Foundation	\$ 10,000
Provost - Academic Affairs	College of Liberal Arts	Psychological Science	Seligman, Laura	Identifying the mechanisms of latent inhibition to prevent dental fear	National Institutes of Health (NIH)	\$ 1,373,817
Provost - Academic Affairs	College of Sciences	Coastal Studies	Besette, Shelby	Improving Stewardship of the Coastal Studies Laboratory Museum Collections	Institute of Museum and Library Services (IMLS)	\$ 49,998
Provost - Academic Affairs	College of Sciences	Mathematical & Statistical Sci	Sifuentes, Josef	A 2-Grid Preconditioning Method for the Lippmann-Schwinger Equation to Efficiently Model Time Harmonic Wave Scattering	National Science Foundation	\$ 195,017
Provost - Academic Affairs	College of Sciences	Mathematical & Statistical Sci	Yagdjian, Karen	Equations of Quantum Fields with Higgs potential in FLRW cosmological	National Science Foundation	\$ 487,601
Provost - Academic Affairs	College of Sciences	Physics and Astronomy	Diaz, Mario	TOROS pipeline development	National Science Foundation	\$ 414,434
Provost - Academic Affairs	College of Sciences	Physics and Astronomy	Mukherjee, Soma	Innovative Data Analysis Methods for Detection and Estimation of Gravitational Waves from Core Collapse Supernovae	National Science Foundation	\$ 284,599

The University of Texas Rio Grande Valley
Proposals submitted in November

Division	College/School	Department	PI Name	Project Title	Agency/Sponsor Name	Total
Provost - Academic Affairs	Robert C. Vackar	Intl Bus & Entrepreneurship	Robles, Sylvia	Adopt a Startup: A Quintuple Helix innovation model to promote Social Entrepreneurship, Innovation, Sustainability, and Community Engaged Scholarship through UTRGV Entrepreneurship courses	Private/Foundation	\$ 29,956
	College of Business & Entrepreneurship					
Strategic Enrollment and Student Affairs	-	Ofc of Strategic Enrol & St Af	Newton, Dara	Texas Reskilling Support Fund Grant	Texas Higher Education Coordinating Board	\$ 112,500
Grand Total						\$ 28,943,734

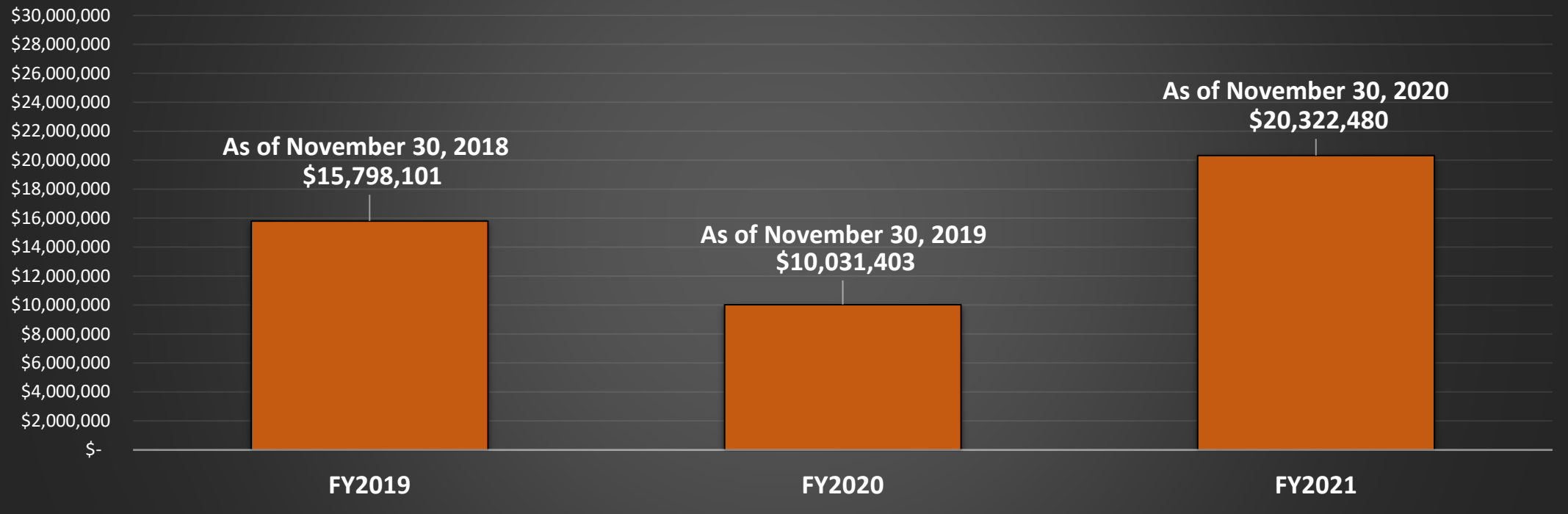
The University of Texas Rio Grande Valley
Proposal Submission by College/School - Monthly

Unit	SEP - FY2021		OCT - FY2021		NOV - FY2021		FY 2021 - YTD	
	Count	Amount Requested	Count	Amount Requested	Count	Amount Requested	Count	Amount Requested
Governmental & Community Relations	1	\$ 300,000	0	\$ -	0	\$ -	1	\$ 300,000
Health Affairs								
<i>College of Health Professions</i>	2	\$ 1,338,805	2	\$ 3,221,144	1	\$ 965,212	5	\$ 5,525,161
<i>School of Medicine</i>	10	\$ 15,217,375	16	\$ 17,835,504	8	\$ 22,094,673	34	\$ 55,147,552
Provost								
<i>College of Education & P-16 Integration</i>	3	\$ 6,890,946	1	\$ 30,000	3	\$ 638,418	7	\$ 7,559,364
<i>College of Engineering & Computer Science</i>	3	\$ 379,042	7	\$ 1,406,934	3	\$ 2,287,509	13	\$ 4,073,485
<i>College of Fine Arts</i>	0	\$ -	1	\$ 30,000			1	\$ 30,000
<i>College of Liberal Arts</i>	4	\$ 1,425,828	2	\$ 642,629	2	\$ 1,383,817	8	\$ 3,452,274
<i>College of Sciences</i>	6	\$ 844,265	13	\$ 8,363,155	5	\$ 1,431,649	24	\$ 10,639,069
<i>Robert C. Vackar College of Business</i>	2	\$ 302,612	0	\$ -	1	\$ 29,956	3	\$ 332,568
Research, Graduate Studies & New	0	\$ -	1	\$ 142,835	0	\$ -	1	\$ 142,835
Strategic Enrollment & Student Affairs	1	\$ 20,000	1	\$ 25,000	1	\$ 112,500	3	\$ 157,500
Grand Total	32	\$ 26,718,873	44	\$ 31,697,201	24	\$ 28,943,734	100	\$ 87,359,808

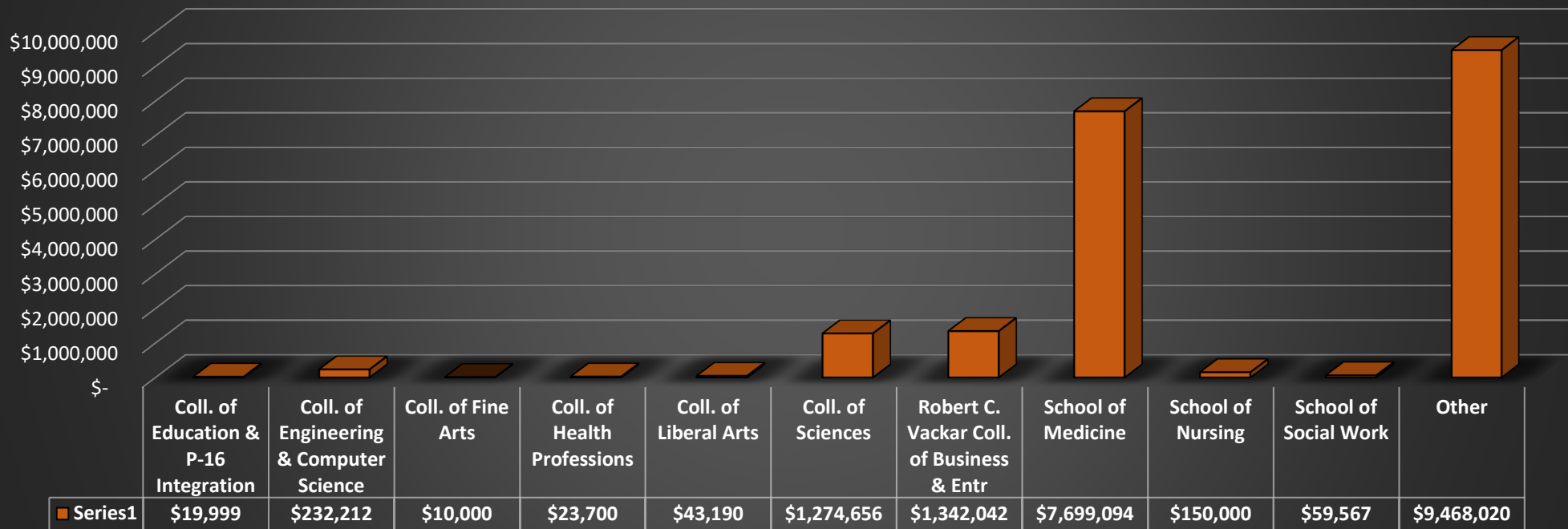
The University of Texas Rio Grande Valley
Awards by Schools/Colleges

Unit	NOV - FY2021 <i>Nov 1, 2020 - Nov 30, 2020</i>		FY2021 - YTD <i>Sep 1, 2020 - Nov 30, 2020</i>	
	Count	Amount Requested	Count	Amount Requested
Finance & Administration	0	\$ -	1	\$ 374,836
Governmental & Community Relations	0	\$ -	2	\$ 393,827
Health Affairs				
<i>College of Health Professions</i>	0	\$ -	2	\$ 23,700
<i>School of Medicine</i>	3	\$ 1,150,162	11	\$ 7,699,094
<i>School of Nursing</i>	0	\$ -	1	\$ 150,000
<i>School of Social Work</i>	0	\$ -	1	\$ 59,567
President	0	\$ -	1	\$ 20,100
Provost - Academic Affairs				
Provost - Academic Affairs (Non College Centers)	1	\$ 499,948	2	\$ 899,948
<i>College of Education & P-16 Integration</i>	0	\$ -	1	\$ 19,999
<i>College of Engineering & Computer Science</i>	9	\$ 49,781	12	\$ 232,212
<i>College of Fine Arts</i>	0	\$ -	1	\$ 10,000
<i>College of Liberal Arts</i>	0	\$ -	2	\$ 43,190
<i>College of Sciences</i>	1	\$ 99,999	6	\$ 1,274,656
<i>Robert C. Vackar College of Business &</i>	0	\$ -	1	\$ 1,342,042
Research, Graduate Studies & New Program Development	1	\$ 75,000	3	\$ 126,520
Strategic Enrollment & Student Affairs	0	\$ -	5	\$ 7,652,789
Grand Total	15	\$ 1,874,890	52	\$ 20,322,480

Awards - Funds Awarded - By Fiscal Year



FY 21 Awards Received by College/Schools



The numbers represented in the charts above include amounts since the start of the fiscal year up to the date represented in each column.

The University of Texas Rio Grande Valley
Awards received in November

Division	College/School	Department	PI Name	Award Title	Sponsor	Type of Project	Total
Health Affairs	School of Medicine	Ofc of Human Genetics	Thomas, John	SARS-COV2 Infection Patterns and Identity Dynamic Disease	UT Health Science Center at Houston / NIH	New Award	\$ 581,255
Health Affairs	School of Medicine	Psychiatry	Escamilla, Michael	TCHAT Childhood Depression Research Node - UTRGV	University of Texas System Admin Office	New Award	\$ 533,469
Health Affairs	School of Medicine	Psychiatry	Escamilla, Michael	Texas Youth Depression and Suicide Research Network (TX-YDSRN)	The University of Texas Southwestern Medical Center	New Award	\$ 35,438
Provost - Academic Affairs	-	Victim Advocacy & Viol Prevent	Jones, Cynthia	FY 2020 Expanding SANE Services to Victims of Sexual Assault on Campus	U.S. Department of Justice	New Award	\$ 499,948
Provost - Academic Affairs	College of Engineering & Computer Science	Computer Science	Quweider, Mahmoud	The UTSA IC CAE Critical Technology Studies Program	The University of Texas at San Antonio	Additional Funding	\$ 7,281
Provost - Academic Affairs	College of Engineering & Computer Science	Railway Safety Center	Tarawneh, Constantine	Dwight David Eisenhower Transportation Fellowship Program (DDETFP) Local Competition at Designated Institutions of Higher Education - Hien Hguyen	U.S. Department of Transportation	New Award	\$ 7,000
Provost - Academic Affairs	College of Engineering & Computer Science	Railway Safety Center	Tarawneh, Constantine	Dwight David Eisenhower Transportation Fellowship Program (DDETFP) Local Competition at Designated Institutions of Higher Education - Jesse Aguilera	U.S. Department of Transportation	New Award	\$ 2,500
Provost - Academic Affairs	College of Engineering & Computer Science	Railway Safety Center	Tarawneh, Constantine	Dwight David Eisenhower Transportation Fellowship Program (DDETFP) Local Competition at Designated Institutions of Higher Education - Leonel Villafranca	U.S. Department of Transportation	New Award	\$ 10,000
Provost - Academic Affairs	College of Engineering & Computer Science	Railway Safety Center	Tarawneh, Constantine	Dwight David Eisenhower Transportation Fellowship Program (DDETFP) Local Competition at Designated Institutions of Higher Education - Martin Amaro	U.S. Department of Transportation	New Award	\$ 8,500
Provost - Academic Affairs	College of Engineering & Computer Science	Railway Safety Center	Tarawneh, Constantine	Dwight David Eisenhower Transportation Fellowship Program (DDETFP) Local Competition at Designated Institutions of Higher Education - Martin Flores	U.S. Department of Transportation	New Award	\$ 5,500

Division	College/School	Department	PI Name	Award Title	Sponsor	Type of Project	Total
Provost - Academic Affairs	College of Engineering & Computer Science	Railway Safety Center	Tarawneh, Constantine	Dwight David Eisenhower Transportation Fellowship Program (DDETFP) Local Competition at Designated Institutions of Higher Education - Pina Ovalle	U.S. Department of Transportation	New Award	\$ 2,500
Provost - Academic Affairs	College of Engineering & Computer Science	Railway Safety Center	Tarawneh, Constantine	Dwight David Eisenhower Transportation Fellowship Program (DDETFP) Local Competition at Designated Institutions of Higher Education - Toribio Perez	U.S. Department of Transportation	New Award	\$ 2,500
Provost - Academic Affairs	College of Engineering & Computer Science	Railway Safety Center	Tarawneh, Constantine	Dwight David Eisenhower Transportation Fellowship Program (DDETFP) Local Competition at Designated Institutions of Higher Education - Yellitza Soto	U.S. Department of Transportation	New Award	\$ 4,000
Provost - Academic Affairs	College of Sciences	Sch of Earth Env & Marine Sci	Kline, Richard	Responses of the Snapper Grouper Complex to Artificial Reef Configurations	Texas Parks and Wildlife Department	New Award	\$ 99,999
Research, Graduate Studies and New Program Development	-	Sustainable Agr & Rural Advncmt	Lottman, Annelies	Cooperatively Owned Business Training and Coaching	Private/Foundation	New Award	\$ 75,000
Grand Total							\$ 1,874,890

The University of Texas Rio Grande Valley
Awards by Schools/Colleges - Monthly

Unit	SEP - FY2021		OCT - FY2021		NOV - FY2021		FY 2021 - YTD	
	Count	Amount Requested	Count	Amount Requested	Count	Amount Requested	Count	Amount Requested
Finance & Administration	0	\$ -	1	\$ 374,836	0	\$ -	1	\$ 374,836
Governmental & Community Relations	1	\$ 15,000	1	\$ 378,827	0	\$ -	2	\$ 393,827
Health Affairs								
<i>College of Health Professions</i>	0	\$ -	2	\$ 23,700	0	\$ -	2	\$ 23,700
<i>School of Medicine</i>	5	\$ 3,342,599	3	\$ 3,206,333	3	\$ 1,150,162	11	\$ 7,699,094
<i>School of Nursing</i>	0	\$ -	1	\$ 150,000	0	\$ -	1	\$ 150,000
<i>School of Social Work</i>	0	\$ -	1	\$ 59,567	0	\$ -	1	\$ 59,567
							0	\$ -
President	0	\$ -	1	\$ 20,100	0	\$ -	1	\$ 20,100
Provost								
Provost - Academic Affairs (Non College Centers)	0	\$ -	1	\$ 400,000	1	\$ 499,948	2	\$ 899,948
<i>College of Education & P-16 Integration</i>	0	\$ -	1	\$ 19,999	0	\$ -	1	\$ 19,999
<i>College of Engineering & Computer</i>	1	\$ 15,000	2	\$ 167,431	9	\$ 49,781	12	\$ 232,212
<i>College of Fine Arts</i>	1	\$ 10,000			0	\$ -	1	\$ 10,000
<i>College of Liberal Arts</i>	1	\$ 21,595	1	\$ 21,595	0	\$ -	2	\$ 43,190
<i>College of Sciences</i>	2	\$ 551,227	3	\$ 623,430	1	\$ 99,999	6	\$ 1,274,656
<i>Robert C. Vackar College of Business & Entrepreneurship</i>	1	\$ 1,342,042			0	\$ -	1	\$ 1,342,042
Research, Graduate Studies & New	2	\$ 51,520	0	\$ -	1	\$ 75,000	3	\$ 126,520
Strategic Enrollment & Student Affairs	2	\$ 7,467,584	3	\$ 185,205	0	\$ -	5	\$ 7,652,789
Grand Total	16	\$ 12,816,567	21	\$ 5,631,023	15	\$ 1,874,890	52	\$20,322,480

FY2021 Awards Funded - By Funding Source September 1, 2020 - November 30, 2020

