

The University of Texas Rio Grande Valley
 FY2020 Research Expenditures - **All Fund Groups**
 Year-to-Date as of March 31, 2020

Unit	As of March 31, 2020					As of March 31, 2019	As of March 31, 2018
	Federal	Institutional	Private	State	Grand Total		
Academic Affairs and Stdnt Success	\$ 2,434,692	\$ 12,211,494	\$ 261,496	\$ 484,292	\$ 15,391,974	\$ 16,024,625	\$ 6,664,487
Division of Health Affairs	\$ 3,187,804	\$ 4,285,386	\$ 2,795,065	\$ 2,851,952	\$ 13,120,206	\$ 9,539,743	\$ 5,895,396
Finance & Administration	-	\$ 6,647	\$ 34,784	-	\$ 41,431	\$ 10,038	-
Research Grad Studies New Pgms	\$ 738,615	\$ 437,173	\$ 55,810	\$ 735,869	\$ 1,967,468	\$ 1,968,866	\$ 1,051,094
Strategic Enrollment	-	\$ 16,468	-	-	\$ 16,468	-	-
Grand Total	\$ 6,361,111	\$ 16,957,168	\$ 3,147,155	\$ 4,072,112	\$ 30,537,546	\$ 27,543,273	\$ 13,610,977

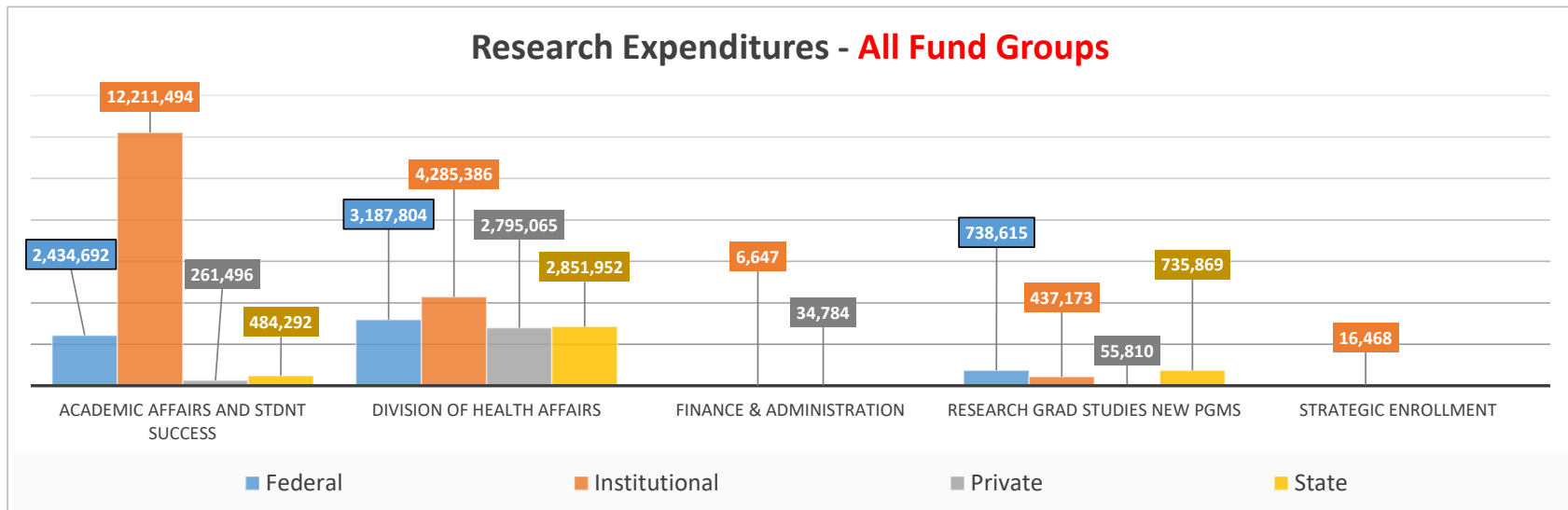
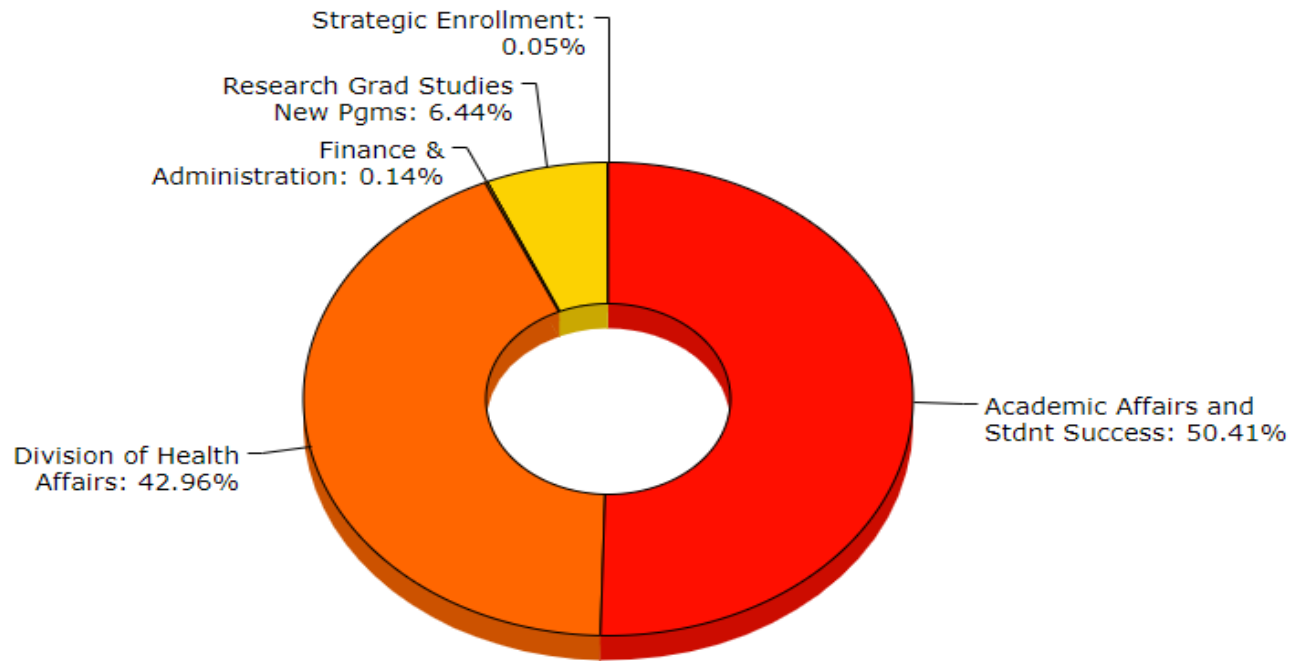
The University of Texas Rio Grande Valley
 FY2020 Research Expenditures - **Restricted**
 Year-to-Date as of March 31, 2020

Unit	As of March 31, 2020					As of March 31, 2019	As of March 31, 2018
	Federal	Institutional	Private	State	Grand Total		
Academic Affairs and Stdnt Success	\$ 2,004,175	-	\$ 245,484	\$ 273,702	\$ 2,523,361	\$ 2,831,203	\$ 4,622,128
Division of Health Affairs	\$ 2,523,833	-	\$ 2,500,636	\$ 206,614	\$ 5,231,083	\$ 3,819,021	\$ 1,954,858
Finance & Administration	-	-	\$ 34,784	-	\$ 34,784	-	-
Research Grad Studies New Pgms	\$ 582,025	-	\$ 55,509	\$ 187,274	\$ 824,808	\$ 997,892	\$ 505,840
Grand Total	\$ 5,110,034	\$ -	\$ 2,836,413	\$ 667,590	\$ 8,614,037	\$ 7,648,116	\$ 7,082,826

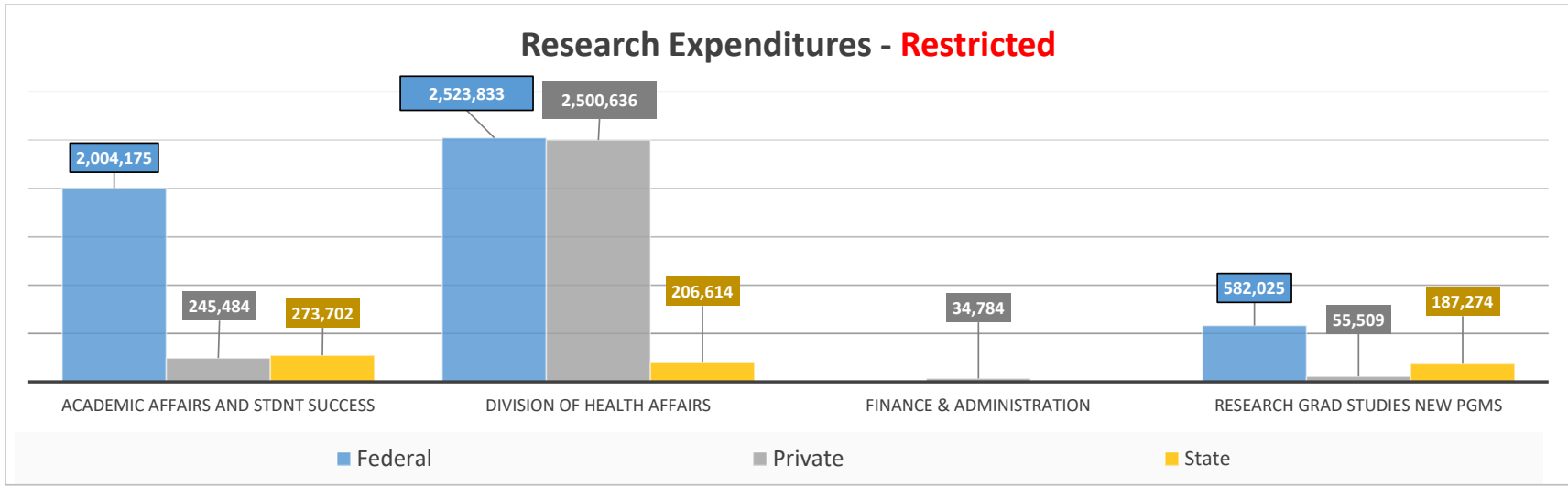
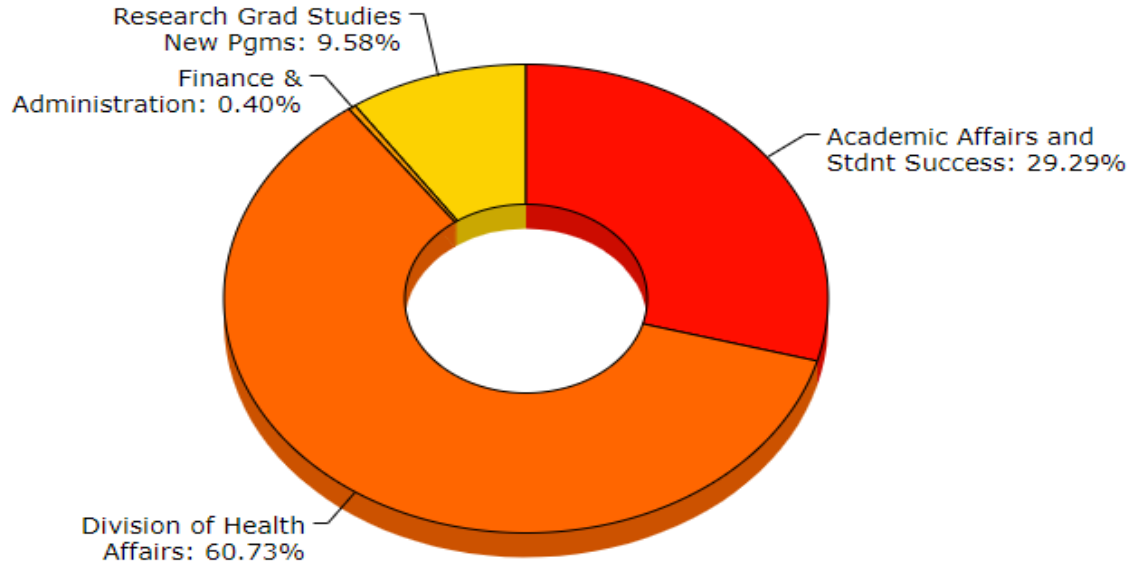
Note:

Indirect Costs and Pass-through expenditures have been excluded from the Research Expenditures Report. Restricted research should not include indirect costs and pass-through expenditures in order to match the Sources and Uses report which follows the Texas Higher Education Coordinating Board's Standards and Accounting Methods for Reporting Restricted Research Expenditures.

Research Expenditures - All Funds Groups Year-to-Date as of March 31, 2020

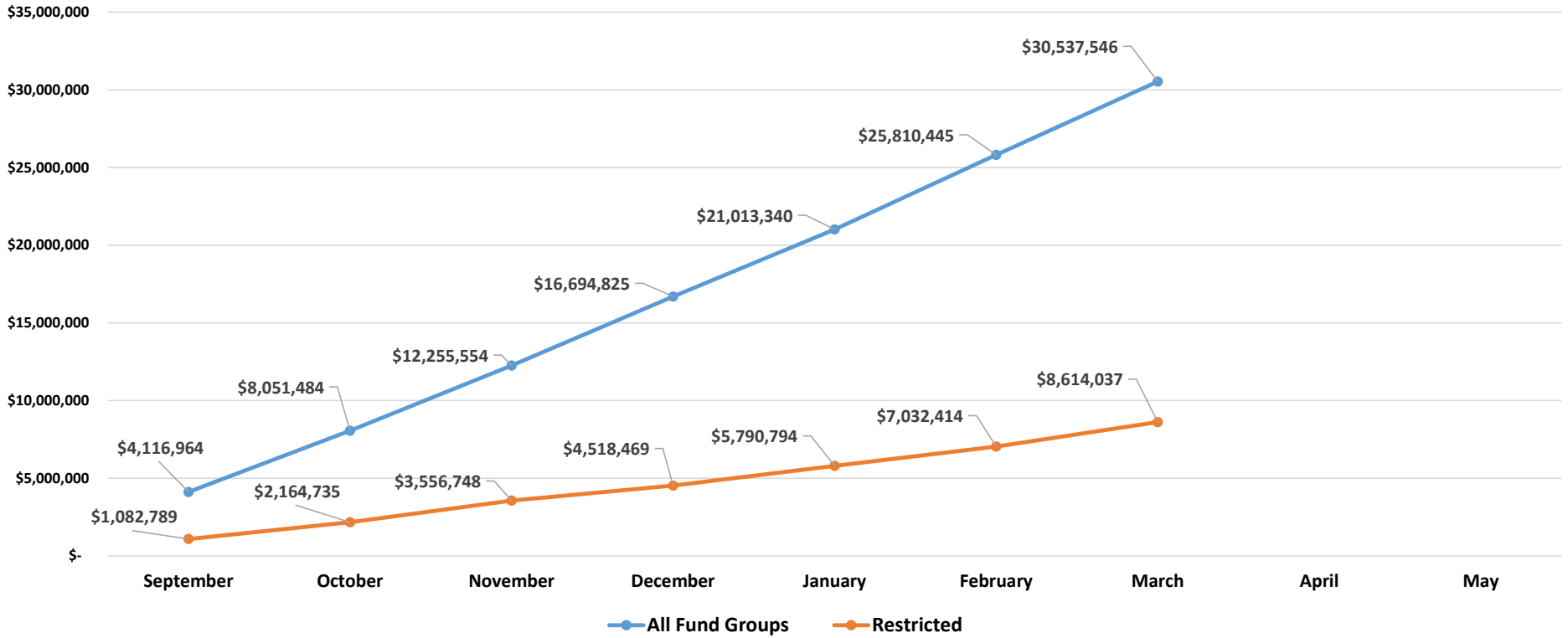


Research Expenditures - Restricted Year-to-Date as of March 31, 2020



FY 2020 Research Expenditures

Year-to-Date as of March 31, 2020



LEGEND

	September	October	November	December	January	February	March	April	May
All Fund Groups	\$ 4,116,964	\$ 8,051,484	\$ 12,255,554	\$ 16,694,825	\$ 21,013,340	\$ 25,810,445	\$ 30,537,546		
Restricted	\$ 1,082,789	\$ 2,164,735	\$ 3,556,748	\$ 4,518,469	\$ 5,790,794	\$ 7,032,414	\$ 8,614,037		

Note: Each month includes expenses starting September 1st all the way to that month

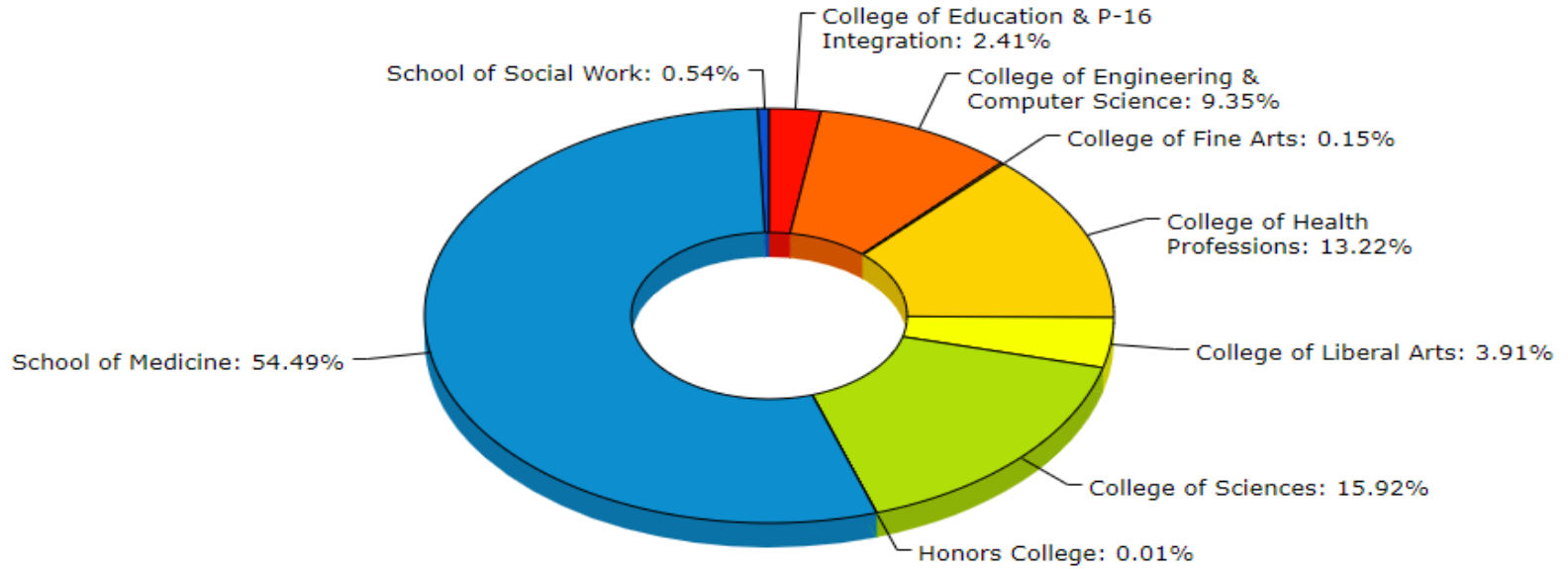
The University of Texas Rio Grande Valley
Proposal Submission by College/School

Proposal Submission	MAR - FY2020 Mar 1, 2020 - Mar 31, 2020		FY 2020 - YTD Sep 1, 2019 - Mar 31, 2020	
	Count	Amount Requested	Count	Amount Requested
Academic Affairs				
<i>College of Education & P-16 Integration</i>	3	\$ 147,689	16	\$ 4,459,814
<i>College of Engineering & Computer Science</i>	10	\$ 6,022,787	41	\$ 17,307,979
<i>College of Fine Arts</i>	1	\$ 100,000	4	\$ 271,150
<i>College of Liberal Arts</i>	3	\$ 107,722	18	\$ 7,232,597
<i>College of Sciences</i>	12	\$ 2,074,320	70	\$ 29,454,476
<i>Honors College</i>	0	\$ -	1	\$ 15,000
<i>Office of the Vice Provost for Faculty Affairs & Diversity</i>	0	\$ -	0	\$ -
<i>EVP for Academic Affairs, Student Success, and P-16 Integration</i>	0	\$ -	0	\$ -
<i>Robert C. Vackar College of Business & Entrepreneurship</i>	0	\$ -	0	\$ -
Division of Governmental & Community Relations	0	\$ -	2	\$ 700,000
Division of Health Affairs				
<i>College of Health Professions</i>	3	\$ 7,030,700	21	\$ 24,461,126
<i>School of Medicine</i>	13	\$ 8,516,451	84	\$ 100,868,004
<i>School of Nursing</i>	0	\$ -	0	\$ -
<i>School of Social Work</i>	0	\$ -	1	\$ 999,255
Division of Research, Graduate Studies & New Program	1	\$ 8,000,806	2	\$ 8,004,806
Finance & Administration	0	\$ -	2	\$ 169,305
Presidents Office	0	\$ -	0	\$ -
Strategic Enrollment	0	\$ -	0	\$ -
Student Success	0	\$ -	3	\$ 1,713,126
Grand Total	46	\$ 32,000,475	265	\$ 195,656,639

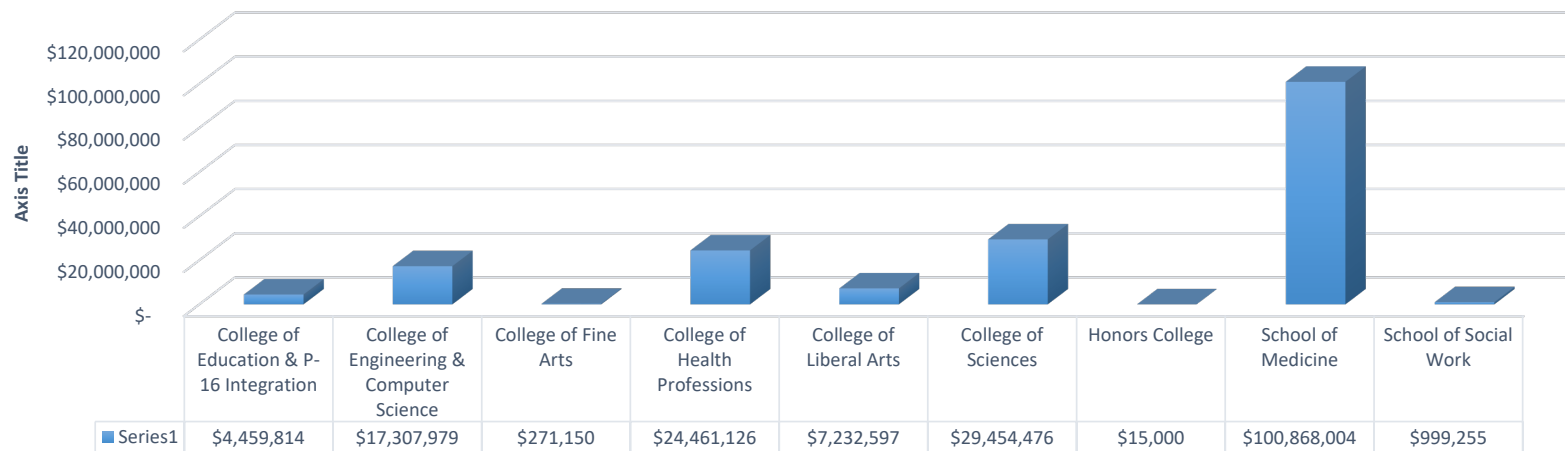
SUBMISSION PERCENTAGE

>> BY COLLEGE/SCHOOLS

Sep 1, 2019 - Mar 31, 2020



FY 20 Proposals: Funds Requested by College/Schools



The University of Texas Rio Grande Valley
Proposals submitted in March

COLLEGE/DIVISION	DEPARTMENT	PI NAME	PROJECT TITLE	AGENCY/SPONSOR NAME	Total
College of Education & P-16 Integration	Bilingual & Literacy Studies	Ostorga, Alcione	Border Pedagogies for the Development of Bilingual Latinx Teachers: Language, Culture and Professional Identities for Bilingual Education	Private/Foundation	\$ 48,480
College of Education & P-16 Integration	Counseling	Cavazos, Javier	Exploring the Impact of Evidence-Based Faculty Development on STEM Teaching and Learning	Private/Foundation	\$ 49,865
College of Education & P-16 Integration	Teaching and Learning	Lu, Ming-Tsan	TOWER: Transforming Our World via Educational Resilience for STEM Education in an HSI	Private/Foundation	\$ 49,344
College of Engineering & Computer Science	Civil Engineering	Nazari, Fatemeh	Understanding the Impact of Autonomous Vehicles on Long-Distance Travel Mode and Destination Choice in Texas	Texas Department of Transportation	\$ 228,666
College of Engineering & Computer Science	Civil Engineering	Noruzoliaee, Mohamadhossein	Improve Data Quality for Automated Pavement Distress Data Collection	Texas Department of Transportation	\$ 242,908
College of Engineering & Computer Science	Computer Science	Xu, Lei	Efficient and Privacy Preserving Blockchain Infrastructure for Highway Transportation and Freight Management	Federal Highway Administration	\$ 673,085
College of Engineering & Computer Science	Electrical & Computer Engineer	Li, Junfei	International Online Platforms for Engineering Education 4.0	University of Texas System Admin Office	\$ 56,737
College of Engineering & Computer Science	Mechanical Engineering	Lozano, Karen	UTRGV-UMN PARTNERSHIP FOR FOSTERING INNOVATION by BRIDGING EXCELLENCE in RESEARCH and STUDENT SUCCESS	National Science Foundation	\$ 599,995
College of Engineering & Computer Science	Mechanical Engineering	Ortega, Javier	Cost and energy savings in industrial activities across the US-Mexico border through environmentally friendly vegetable-oil based nano-lubricants	University of Texas System Admin Office	\$ 80,757
College of Engineering & Computer Science	Mechanical Engineering	Pournik, Maysam	Development of fluid flow equation for flow through porous medium and fracture network using synthetic media	Private/Foundation	\$ 70,000
College of Engineering & Computer Science	Mechanical Engineering	Pournik, Maysam	Using water produced from oil and gas reservoirs for agriculture and industries through cost-efficient treatment process	University of Texas System Admin Office	\$ 50,000
College of Engineering & Computer Science	Mechanical Engineering	Tarawneh, Constantine	Dwight David Eisenhower Transportation Fellowship Local Competition	Federal Highway Administration	\$ 50,000
College of Engineering & Computer Science	Mfg & Industrial Engineering	Li, Jianzhi	Consortium of Advanced Additive Manufacturing Research and Education for Energy Related Systems	National Nuclear Security Administration	\$ 3,970,639

The University of Texas Rio Grande Valley
Proposals submitted in March

COLLEGE/DIVISION	DEPARTMENT	PI NAME	PROJECT TITLE	AGENCY/SPONSOR NAME	Total
			The Center for Latin American Arts Community Engagement Mission: Education through Art, Dance, and Theater in the Rio Grande Valley		
College of Fine Arts	Art	McAllen, Katherine		Private/Foundation	\$ 100,000
College of Health Professions	Health & Biomedical Sciences	Gill, Daniela	Scholarship for Disadvantaged Clinical Laboratory Science Students	Health Resources & Services Administration (HRSA)	\$ 1,150,000
College of Health Professions	Physician Assistant	Ambriz, Frank	Scholarships for Disadvantaged Students: Physician Assistant Students	Health Resources & Services Administration (HRSA)	\$ 3,250,000
College of Health Professions	Rehab Srvs & Counseling	Palacios, Elizabeth	Supporting Mental Health in Medically Underserved Communities	Health Resources & Services Administration (HRSA)	\$ 2,630,700
College of Liberal Arts	Political Science	Garrett, Terence	Transborderism on the Mexico-US Border with Texas and Tamaulipas: Communities Managing and Coping the Impact of the Migrant Protection Protocols on Refugees and Migrants	University of Texas System Admin Office	\$ 50,000
College of Liberal Arts	Psychological Science	Lin, Yu-Cheng	The Linguistic Mind in Action: Hand movements Reveal the Phonological Unit of Monolingual and Bilingual Spoken Word Recognition	Private/Foundation	\$ 14,962
College of Liberal Arts	Psychological Science	Mercado, Alfonso	How Does Toxic Stress Get Under the Skin of Latinx Immigrants Seeking Refuge in the United States: Identifying Mechanisms of Risk and Resilience	University of Texas System Admin Office	\$ 42,760
College of Sciences	Biology	Feria Arroyo, Teresa	Range-Wide Status Assessment of the South Texas Lomas Habitat	Texas Parks and Wildlife Dept.	\$ 240,113
College of Sciences	Biology	Feria Arroyo, Teresa	Monitoring the invasive species Cactoblastis cactorum: a binational threat	University of Texas System Admin Office	\$ 49,915
College of Sciences	Biology	Kariyat, Rupesh	Linking Texan and Mexican efforts towards controlling Chagas disease vector bugs	University of Texas System Admin Office	\$ 26,750
College of Sciences	Biology	Thomas, John	Surveillance of Ticks and Detection of Tick-Borne Diseases along the Texas/Mexico Border	University of Texas System Admin Office	\$ 46,520
College of Sciences	Biology	Vitek, Christopher	Assessing the impact of entomopathogens for the integrated biological	U.S. Department of Agriculture	\$ 158,861

The University of Texas Rio Grande Valley
Proposals submitted in March

COLLEGE/DIVISION	DEPARTMENT	PI NAME	PROJECT TITLE	AGENCY/SPONSOR NAME	Total
College of Sciences	Biology	Vitek, Christopher	Bi-National Partnership for the Biological Control of the Asian Citrus	U.S. Department of Agriculture	\$ 246,531
College of Sciences	Biology	Vitek, Christopher	Biological Control of the Asian Citrus Psyllid in Texas 2020	U.S. Department of Agriculture	\$ 253,333
College of Sciences	Physics and Astronomy	Ramezani, Hamidreza	Harvesting the quantum vacuum: enhanced vacuum-light-matter interactions in driven, synthetic lattices	Defense Advanced Research Projects Agency	\$ 814,743
College of Sciences	Sch of Earth Env & Marine Sci	Cintra-Buenrostro, Carlos	Connectivity of shallow, mesophotic and artificial reefs in the northwestern Gulf of México	University of Texas System Admin Office	\$ 54,195
College of Sciences	Sch of Earth Env & Marine Sci	Figuroa, Diego	Ecosystem response to changes of precipitation due to climate change in western Gulf of Mexico estuaries	University of Texas System Admin Office	\$ 54,980
College of Sciences	Sch of Earth Env & Marine Sci	Kline, Richard	Response of the Snapper Grouper Complex to Artificial Reef Configurations	Texas Parks and Wildlife Dept.	\$ 99,999
College of Sciences	Sch of Earth Env & Marine Sci	Penn, Hannah	Comparison of ant-plant interaction networks in agricultural and urban settings	University of Texas System Admin Office	\$ 28,380
Research, Graduate Studies & New Program Development	Laboratory Animal Resources	Grewal Parwinder/Rasa, Cordelia	UTRGV Brownsville Vivarium Expansion	National Institutes of Health (NIH)	\$ 8,000,806
School of Medicine	Immunology and Microbiology	Chauhan, Subhash	Photonics probing molecular specific structural disorder for cancer diagnostics	Mississippi State University	\$ 1,051,909
School of Medicine	Immunology and Microbiology	Khan, Sheema	Protective factors for lower incidence and mortality in Hispanics/Latinos	National Institutes of Health (NIH)	\$ 2,235,199
School of Medicine	Immunology and Microbiology	Tripathi, Manish	Novel Long noncoding RNA UCA1: Early biomarker for colorectal cancer tumorigenesis	Private/Foundation	\$ 300,000
School of Medicine	Immunology and Microbiology	Yallapu, Murali	A Precise Targeted Nanosystem to Combat Prostate Cancer Bone Metastasis	National Institutes of Health (NIH)	\$ 1,816,250
School of Medicine	Immunology and Microbiology	Yallapu, Murali	Precise Nanomedicine for Triple Negative Breast Cancers	U.S. Department of Defense /CDMRP	\$ 653,850
School of Medicine	Immunology and Microbiology	Yallapu, Murali	Construction of precise targeted nanomedicine for triple-negative breast cancer	National Institutes of Health (NIH)	\$ 581,200
School of Medicine	Neuroscience	Maestre, Gladys	Longitudinal Continuation of TARCC Hispanic Cohort (Neurological, Neuropsychological, Cerebrospinal, MRI morphometrics, and resting-state tMRI measures	Texas Alzheimer's Research and Care Consortium	\$ 275,635
School of Medicine	Neuroscience	Maestre, Gladys	Problem Solving Training	Texas Alzheimer's Research and Care Consortium	\$ 625,225

The University of Texas Rio Grande Valley
Proposals submitted in March

COLLEGE/DIVISION	DEPARTMENT	PI NAME	PROJECT TITLE	AGENCY/SPONSOR NAME	Total
School of Medicine	Ofc of Human Genetics	Almeida, Marcio	Identification of endophenotypes associated with Alzheimer's disease progression in Hispanic population	National Institutes of Health (NIH)	\$ 399,575
School of Medicine	Ofc of Human Genetics	Blangero, John	A Personalized Approach to Alzheimer's Disease and Related Dementias in Mexican Americans	University of Texas at San Antonio	\$ 290,600
School of Medicine	Ofc of Human Genetics	Blangero, John	Alzheimers-focused Administrative Supplement to Enhance the Imaging Genomics of the Aging Brain Project	Boston Children's Hospital	\$ 131,934
School of Medicine	Ofc of Human Genetics	Kos, Mark	Epigenetics of Energy Homeostasis, Bioenergetics and Obesity	University of Texas at San Antonio	\$ 150,200
School of Medicine	Surgery	Romero Arenas, Minerva	Evaluating the challenges and best practices to success of underrepresented in medicine surgical trainees	Private/Foundation	\$ 4,874
Grand Total					\$ 32,000,475

The University of Texas Rio Grande Valley
Proposal Submission by College/School - Monthly

	QTR 1 - FY2020		DEC - FY2020		JAN - FY2020		FEB - FY2020		MAR - FY2020		FY 2020 - YTD	
Proposal Submission	Count	Amount Requested	Count	Amount Requested	Count	Amount Requested	Count	Amount Requested	Count	Amount Requested	Count	Amount Requested
Academic Affairs												
<i>College of Education & P-16 Integration</i>	7	\$ 3,466,363	4	\$ 47,281	1	\$ 499,265	1	\$ 299,216	3	\$ 147,689	16	\$ 4,459,814
<i>College of Engineering & Computer Science</i>	16	\$ 3,823,983	4	\$ 427,798	6	\$ 3,082,671	5	\$ 3,950,741	10	\$ 6,022,787	41	\$ 17,307,979
<i>College of Fine Arts</i>	1	\$ 150,000	1	\$ 15,000	1	\$ 6,150	0	\$ -	1	\$ 100,000	4	\$ 271,150
<i>College of Liberal Arts</i>	5	\$ 4,278,850	1	\$ 63,660	2	\$ 29,772	7	\$ 2,752,593	3	\$ 107,722	18	\$ 7,232,597
<i>College of Sciences</i>	28	\$ 10,925,892	6	\$ 3,430,966	14	\$ 4,918,464	10	\$ 8,104,834	12	\$ 2,074,320	70	\$ 29,454,476
<i>Honors College</i>	0	\$ -			1	\$ 15,000	0	\$ -	0	\$ -	1	\$ 15,000
<i>Office of the Vice Provost for Faculty Affairs & Diversity</i>	0	\$ -	0	\$ -	0	\$ -	0	\$ -	0	\$ -	0	\$ -
<i>Provost Office-Academic Affairs</i>	0	\$ -	0	\$ -	0	\$ -	0	\$ -	0	\$ -	0	\$ -
<i>Robert C. Vackar College of Business & Entrepreneurship</i>	0	\$ -	0	\$ -	0	\$ -	0	\$ -	0	\$ -	0	\$ -
Division of Governmental & Community	0	\$ -	1	\$ 300,000	0	\$ -	1	\$ 400,000	0	\$ -	2	\$ 700,000
Division of Health Affairs												
<i>College of Health Professions</i>	8	\$ 8,953,991	2	\$ 130,475	4	\$ 6,903,416	4	\$ 1,442,544	3	\$ 7,030,700	21	\$ 24,461,126
<i>School of Medicine</i>	32	\$ 47,040,822	14	\$ 13,604,275	9	\$ 13,441,869	16	\$ 18,264,587	13	\$ 8,516,451	84	\$ 100,868,004
<i>School of Nursing</i>	0	\$ -	0	\$ -	0	\$ -	0	\$ -	0	\$ -	0	\$ -
<i>School of Social Work</i>	0	\$ -	1	\$ 999,255	0	\$ -	0	\$ -	0	\$ -	1	\$ 999,255
Division of Research, Graduate Studies &	0	\$ -	0	\$ -	0	\$ -	1	\$ 4,000	1	\$ 8,000,806	2	\$ 8,004,806
Finance & Administration	2	\$ 169,305	0	\$ -	0	\$ -	0	\$ -	0	\$ -	2	\$ 169,305
Presidents Office	0	\$ -	0	\$ -	0	\$ -	0	\$ -	0	\$ -	0	\$ -
Strategic Enrollment	0	\$ -	0	\$ -	0	\$ -	0	\$ -	0	\$ -	0	\$ -
Student Success	1	\$ 20,000	1	\$ 11,956	1	\$ 1,681,170	0	\$ -	0	\$ -	3	\$ 1,713,126
Grand Total	100	\$ 78,829,206	35	\$ 19,030,667	39	\$ 30,577,777	45	\$ 35,218,515	46	\$ 32,000,475	265	\$ 195,656,639

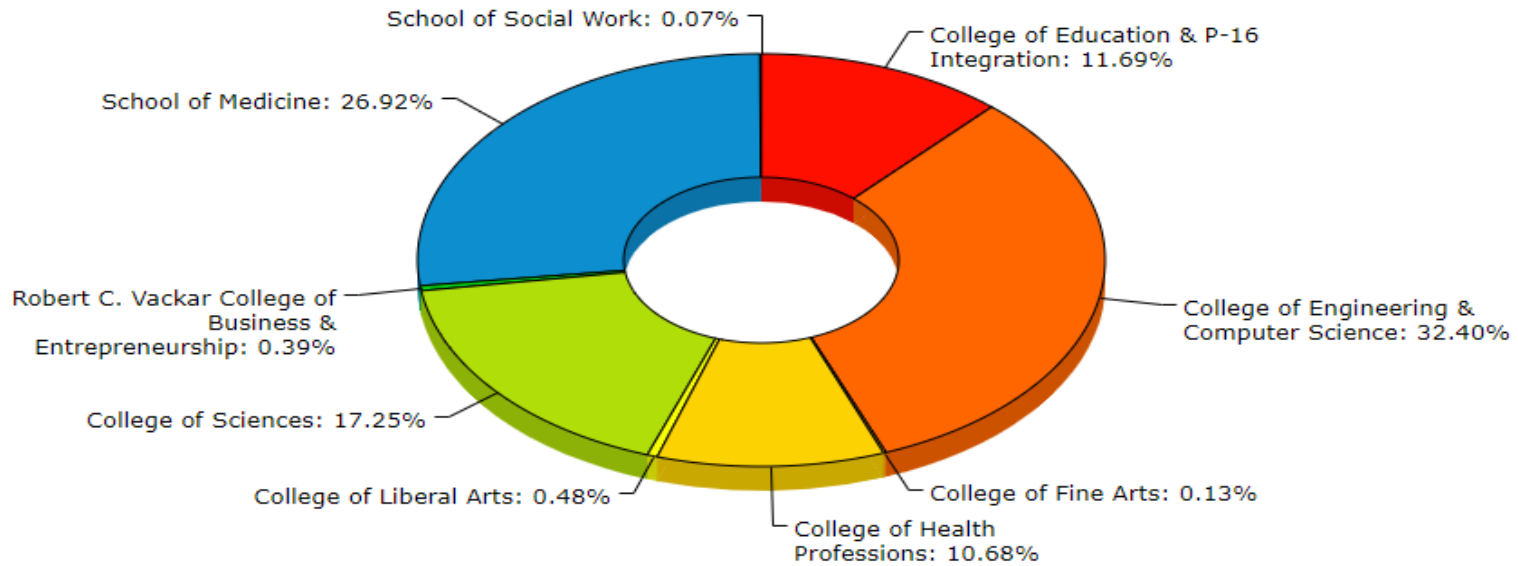
The University of Texas Rio Grande Valley
Awards by Schools/Colleges

Awards	MAR - FY2020 Mar 1, 2020 - Mar 31, 2020		FY 2020 - YTD Sep 1, 2019 - Mar 31, 2020	
	Count of Awards	Sum of Total	Count of Awards	Sum of Total
Academic Affairs				
<i>College of Education & P-16 Integration</i>	1	\$ 499,265	4	\$ 1,774,924
<i>College of Engineering & Computer Science</i>	1	\$ 599,995	19	\$ 4,920,929
<i>College of Fine Arts</i>	0	\$ -	2	\$ 32,000
<i>College of Liberal Arts</i>	3	\$ 71,405	4	\$ 72,405
<i>College of Sciences</i>	5	\$ 1,193,700	26	\$ 2,619,686
<i>Honors College</i>	0	\$ -	0	\$ -
<i>Office of the Vice Provost for Faculty Affairs & Diversity</i>	0	\$ -	0	\$ -
<i>EVP for Academic Affairs, Student Success, and P-16 Integration</i>	0	\$ -	0	\$ -
<i>Robert C. Vackar College of Business & Entrepreneurship</i>	0	\$ -	1	\$ 59,000
Division of Governmental & Community Relations	3	\$ 285,258	7	\$ 662,174
Division of Health Affairs				
<i>College of Health Professions</i>	1	\$ 435,900	7	\$ 1,622,670
<i>School of Medicine</i>	6	\$ 1,093,242	27	\$ 4,088,358
<i>School of Nursing</i>	0	\$ -	0	\$ -
<i>School of Social Work</i>	0	\$ -	1	\$ 10,000
Division of Research, Graduate Studies & New Program	0	\$ -	9	\$ 1,089,498
Finance & Administration	1	\$ 120,558	2	\$ 131,600
Presidents Office	0	\$ -	0	\$ -
Strategic Enrollment	0	\$ -	1	\$ 55,000
Student Success	0	\$ -	6	\$ 305,798
Grand Total	21	\$ 4,299,323	116	\$17,444,042

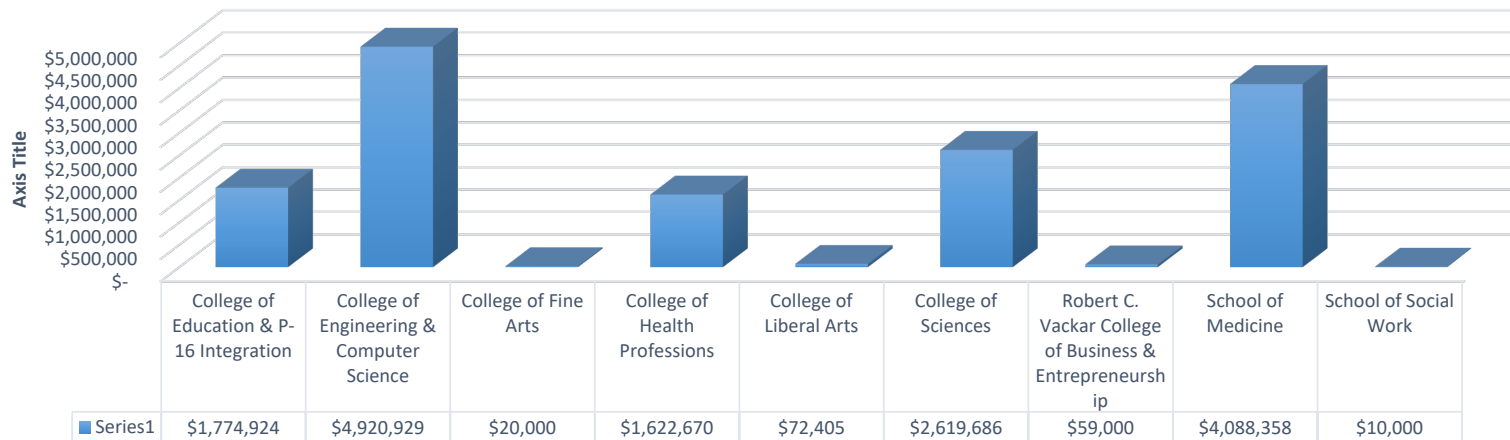
AWARD PERCENTAGE

>> BY COLLEGE/SCHOOLS

Sep 1, 2019 - Mar 31, 2020



FY 20 Awards Received by College/Schools



The University of Texas Rio Grande Valley
Awards received in March

College/School	Department	PI Name	Awards	Type of Project	Sponsor	Total
College of Education & P-16 Integration	Human Devt & School Services	Ward, Hsuying	Autism Grant Program – Parent-directed Treatment	New Award	Texas Higher Education Coordinating Board	\$ 499,265
College of Engineering & Computer Science	Mechanical Engineering	Lozano, Karen	UTRGV-UMN Partnership for Fostering Innovation by Bridging Excellence in Research and Student Success	Additional Funding	National Science Foundation	\$ 599,995
College of Health Professions	Health & Biomedical Sciences	Chew, Sue Anne	Local dual delivery of a chemotherapy and an anti-angiogenic agent from an injectable functionalized biodegradable biomaterial system for the treatment of gliomas	New Award	National Institutes of Health (NIH)	\$ 435,900
College of Liberal Arts	History	Miller, Christopher	Ancient Landscapes of South Texas	New Award	Private/Foundation	\$ 10,000
College of Liberal Arts	Literatures & Cultural Studies	Merla-Watson, Cathryn	Gender and Women's Studies Lecture Series	New Award	Private/Foundation	\$ 760
College of Liberal Arts	Philosophy	Jones, Cynthia	Evaluation of Campus-based Advocacy Services	New Award	Univ of TX Medical Branch at Galveston	\$ 60,645
College of Sciences	Biology	Kariyat, Rupesh	Exploration in Africa for Biological Control Agents of Guineagrass an Invasive Weed that Facilitates the Survival of Cattle Fever Ticks in So. Texas	New Award	U.S. Department of Agriculture	\$ 31,638
College of Sciences	Biology	Kariyat, Rupesh	Strengthening national security through capacity building and private-university- government partnerships in food and agricultural sciences	New Award	U.S. Department of Agriculture	\$ 499,868
College of Sciences	Biology	Racelis, Alexis	Science of Soil Health and Dynamic Soil Properties in Arid Subtropical Environments of South Texas	New Award	U.S. Department of Agriculture	\$ 250,000
College of Sciences	Biology	Vitek, Christopher	Assessing the impact of entomopathogens for the integrated biological	New Award	U.S. Department of Agriculture	\$ 158,861
College of Sciences	Biology	Vitek, Christopher	Biological Control of the Asian Citrus Psyllid in Texas 2020	New Award	U.S. Department of Agriculture	\$ 253,333
Finance & Administration	Env Health Safety & Risk Mgmt	Costello, Richard	Air Quality Monitoring	Amendment	TX Commission on Environmental Quality	\$ 120,558
Governmental & Community Relations	Business Development	Juarez, Maria	Women's Entrepreneur Boot Camps	Amendment	Texas Workforce Commission	\$ 3,000
Governmental & Community Relations	Business Development	Juarez, Maria	Small Business Development Center	Amendment	U.S. Small Business Administration/UTSA	\$ 49,103
Governmental & Community Relations	Business Development	Landez, Hector	UTRGV Procurement Technical Assistance Center	Continuation	Department of Defense / DLA	\$ 233,155
School of Medicine	Health & Biomedical Sciences	Nair, Saraswathy	Honors College Bachelor of in Biomedical Science Scholarships Program	New Award	Private/Foundation	\$ 15,000
School of Medicine	Immunology and Microbiology	Chauhan, Subhash	Development of Targeted Nanotechnology Platform for Pancreatic Cancer	New Award	National Institutes of Health (NIH)	\$ 630,958
School of Medicine	Immunology and Microbiology	Chauhan, Subhash	Novel Therapeutic Approach for Pancreatic Cancer Treatment	New Award	Private/Foundation	\$ 60,000
School of Medicine	Obstetrics & Gynecology	Rivas, Saul	2019-2021 Norman F. Grant	New Award	Private/Foundation	\$ 25,000

College/School	Department	PI Name	Awards	Type of Project	Sponsor	Total
School of Medicine	Ofc of Human Genetics	Blangero, Sarah Williams	Caribbean Primate Research Center	New Award	University of Puerto Rico Medical Sciences	\$ 53,292
School of Medicine	Ofc of Human Genetics	Duggirala, Ravindranath	Genome, Metabolome, Ancestry and Diabetes Health Disparity	New Award	Board of Regents of the University of Oklahoma Health Sciences Center	\$ 308,992
Grand Total						\$ 4,299,323

The University of Texas Rio Grande Valley
Awards by Schools/Colleges - Monthly

Awards	QTR 1 - FY2020		DEC - FY2020		JAN - FY2020		FEB - FY2020		MAR - FY2020		FY 2020 - YTD	
	Count	Amount Awarded	Count	Amount Awarded	Count	Amount Awarded	Count	Amount Awarded	Count	Amount Awarded	Count	Total Amount Awarded
Academic Affairs												
<i>College of Education & P-16 Integration</i>	2	\$ 1,263,659	0	\$ -	1	\$ 12,000	0	\$ -	1	\$ 499,265	4	\$ 1,774,924
<i>College of Engineering & Computer Science</i>	15	\$ 4,285,218	0	\$ -	1	\$ 10,000	2	\$ 25,716	1	\$ 599,995	19	\$ 4,920,929
<i>College of Fine Arts</i>	1	\$ 20,000	0	\$ -	0	\$ -	1	\$ 12,000	0	\$ -	2	\$ 32,000
<i>College of Liberal Arts</i>	1	\$ 1,000	0	\$ -	0	\$ -	0	\$ -	3	\$ 71,405	4	\$ 72,405
<i>College of Sciences</i>	13	\$ 1,190,830	2	\$ 34,783	2	\$ 105,442	4	\$ 94,931	5	\$ 1,193,700	26	\$ 2,619,686
<i>Honors College</i>	0	\$ -			0	\$ -	0	\$ -	0	\$ -	0	\$ -
<i>Office of the Vice Provost for Faculty Affairs & Diversity</i>	0	\$ -	0	\$ -	0	\$ -	0	\$ -	0	\$ -	0	\$ -
<i>Provost Office-Academic Affairs</i>	0	\$ -	0	\$ -	0	\$ -	0	\$ -	0	\$ -	0	\$ -
<i>Robert C. Vackar College of Business & Entrepreneurship</i>	1	\$ 59,000	0	\$ -	0	\$ -	0	\$ -	0	\$ -	1	\$ 59,000
Division of Governmental & Community	3	\$ 363,916	0	\$ -	0	\$ -	1	\$ 13,000	3	\$ 285,258	7	\$ 662,174
Division of Health Affairs												
<i>College of Health Professions</i>	5	\$ 1,086,770	1	\$ 100,000	0	\$ -	0	\$ -	1	\$ 435,900	7	\$ 1,622,670
<i>School of Medicine</i>	8	\$ 1,241,447	4	\$ 538,227	4	\$ 417,995	5	\$ 797,447	6	\$ 1,093,242	27	\$ 4,088,358
<i>School of Nursing</i>	0	\$ -	0	\$ -	0	\$ -	0	\$ -	0	\$ -	0	\$ -
<i>School of Social Work</i>	0	\$ -	1	\$ 10,000	0	\$ -	0	\$ -	0	\$ -	1	\$ 10,000
Division of Research, Graduate Studies &	2	\$ 384,563	1	\$ 13,200	1	\$ 160,000	5	\$ 531,735	0	\$ -	9	\$ 1,089,498
Finance & Administration	0	\$ -	0	\$ -	1	\$ 11,042	0	\$ -	1	\$ 120,558	2	\$ 131,600
Presidents Office	0	\$ -	0	\$ -	0	\$ -	0	\$ -	0	\$ -	0	\$ -
Strategic Enrollment	1	\$ 55,000	0	\$ -	0	\$ -	0	\$ -	0	\$ -	1	\$ 55,000
Student Success	2	\$ 80,000	1	\$ 172,280	2	\$ 13,518	1	\$ 40,000	0	\$ -	6	\$ 305,798
Grand Total	54	\$10,031,403	10	\$ 868,490	12	\$ 729,997	19	\$1,514,829	21	\$ 4,299,323	116	\$17,444,042