

The University of Texas Rio Grande Valley
 FY2020 Research Expenditures - **All Fund Groups**
 Year-to-Date as of June 30, 2020

Unit	As of June 30, 2020					As of June 30,	As of June 30,
	Federal	Institutional	Private	State	Grand Total	2019	2018
Academic Affairs and Stdnt Success	\$ 3,914,015	\$ 16,078,096	\$ 374,759	\$ 909,727	\$ 21,276,597	\$ 21,748,139	\$ 9,909,711
Division of Health Affairs	\$ 4,611,067	\$ 6,392,294	\$ 4,352,314	\$ 3,859,827	\$ 19,215,502	\$ 17,004,274	\$ 8,497,109
Finance & Administration	-	\$ 23,673	\$ 41,018	-	\$ 64,690	\$ 31,885	-
Research Grad Studies New Pgms	\$ 1,075,807	\$ 613,979	\$ 102,833	\$ 1,022,130	\$ 2,814,749	\$ 2,487,085	\$ 1,643,503
Strategic Enrollment	-	\$ 21,330	-	-	\$ 21,330	-	-
Grand Total	\$ 9,600,888	\$ 23,129,372	\$ 4,870,924	\$ 5,791,684	\$ 43,392,868	\$ 41,271,383	\$ 20,050,323

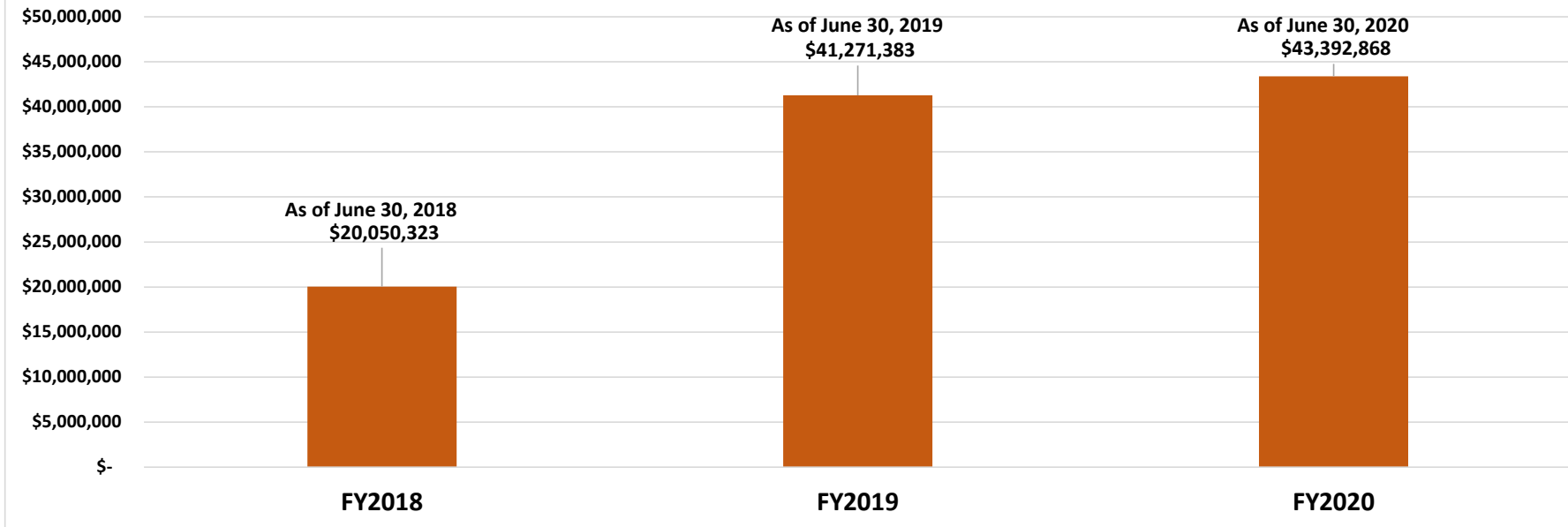
The University of Texas Rio Grande Valley
 FY2020 Research Expenditures - **Restricted**
 Year-to-Date as of June 30, 2020

Unit	As of June 30, 2020					As of June 30,	As of June 30,
	Federal	Institutional	Private	State	Grand Total	2019	2018
Academic Affairs and Stdnt Success	\$ 3,234,620	-	\$ 349,849	\$ 376,998	\$ 3,961,466	\$ 4,105,716	\$ 6,695,758
Division of Health Affairs	\$ 3,598,326	-	\$ 3,907,177	\$ 314,379	\$ 7,819,882	\$ 7,527,550	\$ 2,989,599
Finance & Administration	-	-	\$ 41,018	-	\$ 41,018	-	-
Research Grad Studies New Pgms	\$ 859,636	-	\$ 101,172	\$ 260,040	\$ 1,220,847	\$ 1,079,644	\$ 700,984
Grand Total	\$ 7,692,582	\$ -	\$ 4,399,215	\$ 951,417	\$ 13,043,214	\$ 12,712,910	\$ 10,386,342

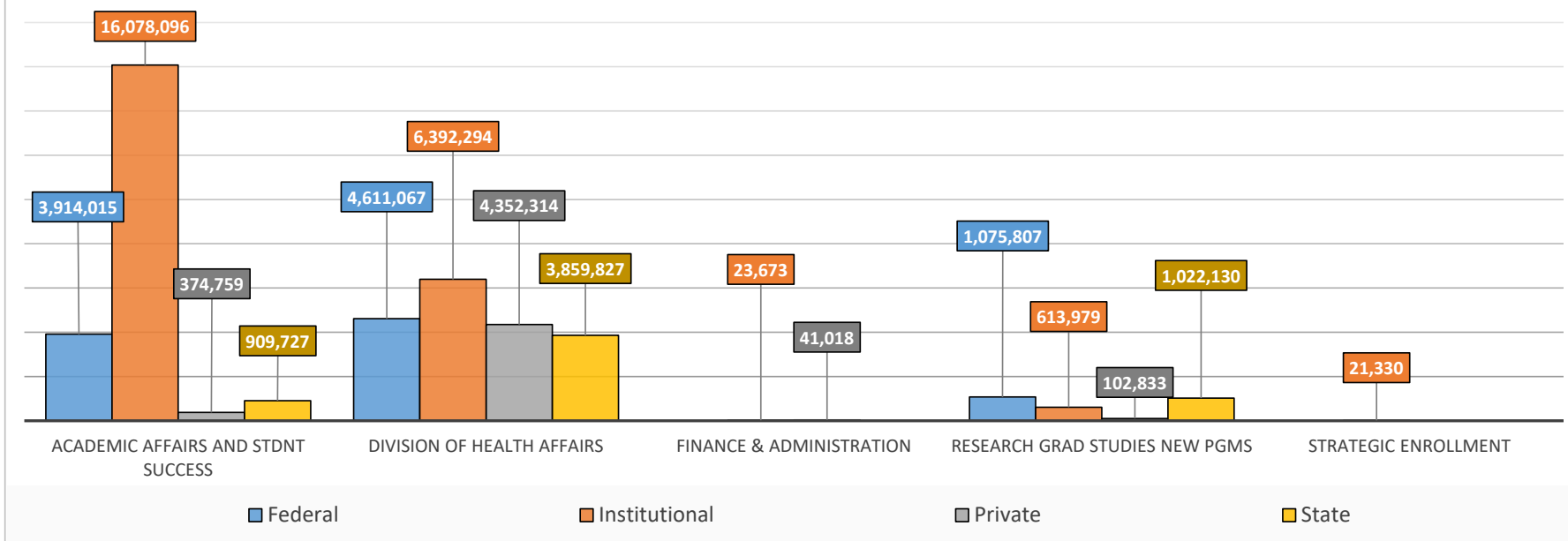
Note:

Indirect Costs and Pass-through expenditures have been excluded from the Research Expenditures Report. Restricted research should not include indirect costs and pass-through expenditures in order to match the Sources and Uses report which follows the Texas Higher Education Coordinating Board's Standards and Accounting Methods for Reporting Restricted Research Expenditures.

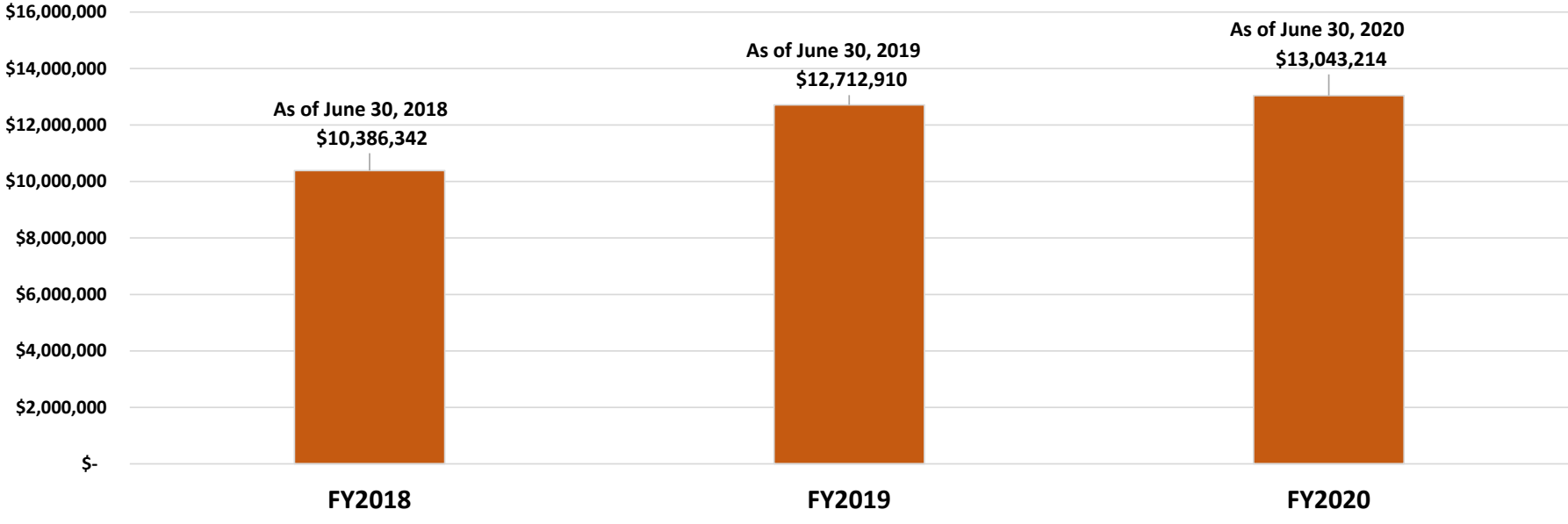
Research Expenditures - All Fund Groups - By Fiscal Year



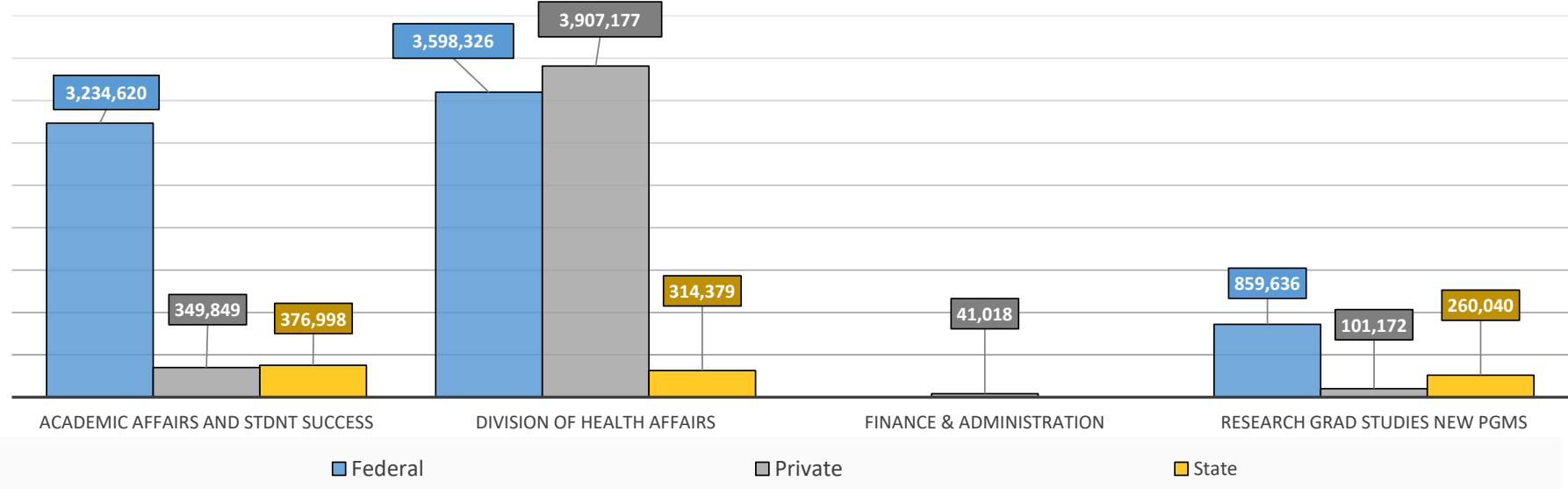
Research Expenditures - All Fund Groups - By Division



Research Expenditures - **Restricted** - By Fiscal Year

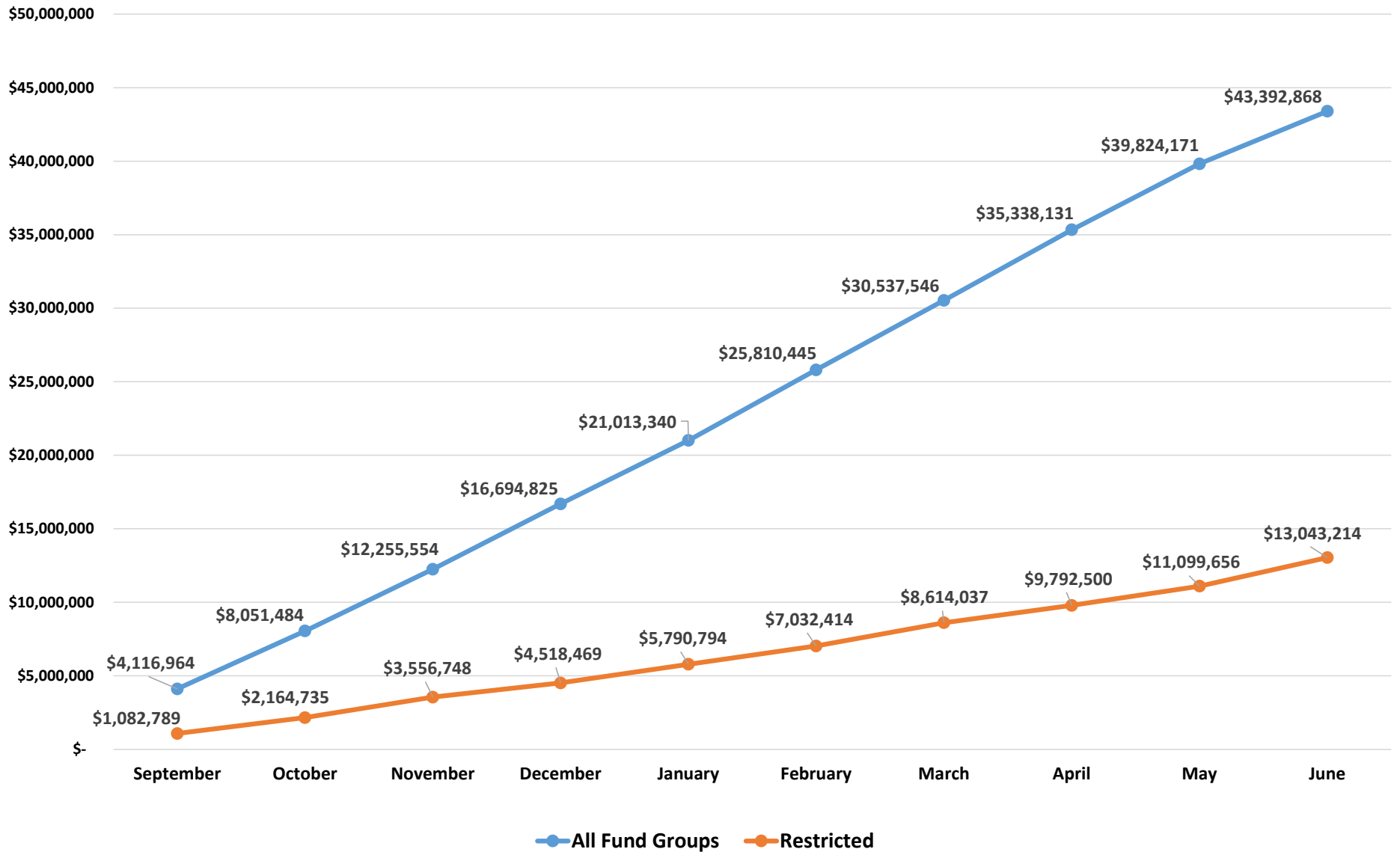


Research Expenditures - **Restricted** - By Division



FY 2020 Research Expenditures

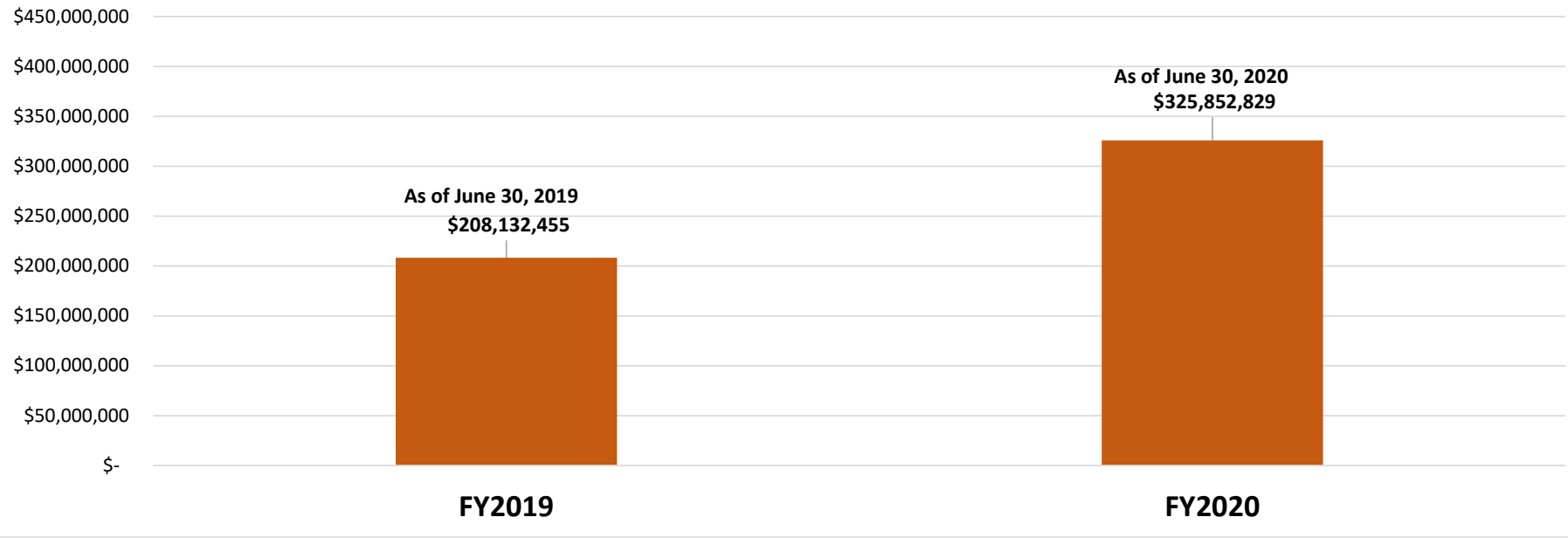
Year-to-Date as of June 30, 2020



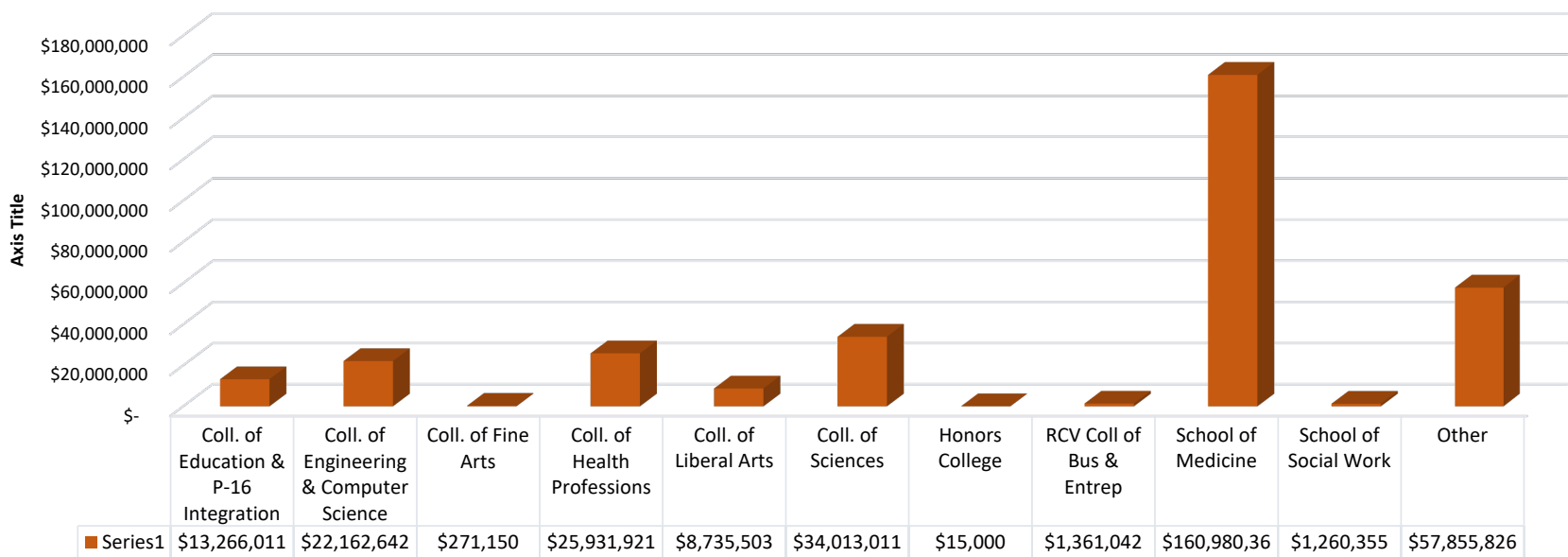
The University of Texas Rio Grande Valley
Proposal Submission by College/School

Proposal Submission	JUN - FY2020		FY 2020 - YTD	
	Count	Amount Requested	Count	Amount Requested
<i>Academic Affairs</i>				
<i>College of Education & P-16 Integration</i>	3	\$ 150,000	26	\$ 13,266,011
<i>College of Engineering & Computer Science</i>	7	\$ 2,531,173	59	\$ 22,162,642
<i>College of Fine Arts</i>	0	\$ -	4	\$ 271,150
<i>College of Liberal Arts</i>	3	\$ 169,983	31	\$ 8,735,503
<i>College of Sciences</i>	5	\$ 1,492,511	81	\$ 34,013,011
<i>Honors College</i>	0	\$ -	1	\$ 15,000
<i>Robert C. Vackar College of Business & Entrepreneurship</i>	1	\$ 1,342,042	3	\$ 1,361,042
<i>Division of Governmental & Community Relations</i>	0	\$ -	4	\$ 849,000
<i>Division of Health Affairs</i>				
<i>College of Health Professions</i>	2	\$ 465,600	26	\$ 25,931,921
<i>School of Medicine</i>	13	\$ 8,706,911	130	\$ 160,980,368
<i>School of Social Work</i>	0	\$ -	2	\$ 1,260,355
<i>Division of Research, Graduate Studies & New Program</i>	1	\$ 500,000	4	\$ 8,804,806
<i>Finance & Administration</i>	0	\$ -	3	\$ 8,937,783
<i>Institutional Advancement</i>	0	\$ -	3	\$ 70,000
<i>Presidents Office</i>	0	\$ -	3	\$ 36,756,805
<i>Strategic Enrollment</i>	2	\$ 15,000	3	\$ 724,306
<i>Student Success</i>	0	\$ -	3	\$ 1,713,126
Grand Total	37	\$ 15,373,220	386	\$ 325,852,829

Proposals - Funds Requested - By Fiscal Year



FY 20 Proposals: Funds Requested by College/Schools



The University of Texas Rio Grande Valley
Proposals submitted in June

COLLEGE/DIVISION	DEPARTMENT	PI NAME	PROJECT TITLE	AGENCY/SPONSOR NAME	Total
College of Education and P-16 Integration	Human Devt & School Services	Medrano, Hilda	Promoting Equity by Reducing the Digital Divide: Cultivating Learning in Early Childhood Education	Private/Foundation	\$ 50,000
College of Education and P-16 Integration	Teaching & Learning	Lewis, Karin	Latinx Educators' Experiences During COVID-19 Crisis: Stories, Insights, and Wisdom	Private/Foundation	\$ 50,000
College of Education and P-16 Integration	Teaching & Learning	Lu, Ming-Tsan	Coping with Virus Diffusion through Resilience, Action of Personal Care and Information Discernment	Private/Foundation	\$ 50,000
College of Engineering and Computer Science	Computer Science	Xu, Lei	FMSG: The Framework of Software Defined Manufacturing Infrastructure and its Key Technologies	National Science Foundation	\$ 497,156
College of Engineering and Computer Science	Electrical & Computer Engineer	Dong, Wenjie	Distributed Control of Uncertain Systems	National Science Foundation	\$ 207,846
College of Engineering and Computer Science	Electrical & Computer Engineer	Zhou, Yong	Machine Learning based Microwave Glucose Concentration Detection	National Science Foundation	\$ 461,303
College of Engineering and Computer Science	Mechanical Engineering	Alcoutlabi, Mataz	Advanced battery materials for next generation energy storage	Private/Foundation	\$ 119,840
College of Engineering and Computer Science	Mechanical Engineering	Xu, Ben	3D Printed Absorber Tuber in Solar Thermal Collection Tubes with Heat Transfer Enhancement	U.S. Department of Energy	\$ 239,489
College of Engineering and Computer Science	Mfg & Industrial Engineering	Akundi, Satya	FMSG: Advancing Manufacturing Capabilities- Exploring the application of drones for Material Handling and Quality Control in Manufacturing Industries	National Science Foundation	\$ 367,164
College of Engineering and Computer Science	Mfg & Industrial Engineering	Li, Jianzhi	Laser Additive Alloying of Multiple Metal Elements for Hierarchically Structured Configurable High Entropy Alloys Containing Refractory Metals and Metal Borides	National Aeronautics and Space Administration	\$ 638,375
College of Health Professions	Health & Biomedical Sciences	Roy, Upal	MicroRNA based Biomarkers of Alzheimer's Disease in Hispanic Americans with Type-2 Diabetes	National Institutes of Health (NIH)	\$ 290,600
College of Health Professions	Rehab Svcs & Counseling	Umeasiegbu, Veronica	UTRGV Research on IDD and Family Caregivers Aging and Wellbeing: Aging Well Project	Texas Council for Developmental Disabilities	\$ 175,000
College of Liberal Arts	Psychological Science	Cantos, Arthur	Miranda Warnings: Are 5th Amendment Rights in Jeopardy for Spanish-Speaking Persons?	University of North Texas / National Science Foundation	\$ 65,418
College of Liberal Arts	Psychological Science	Hovey, Joseph	Impact of COVID-19 on the Mental Health of Healthcare Workers	Private/Foundation	\$ 5,000

The University of Texas Rio Grande Valley
Proposals submitted in June

COLLEGE/DIVISION	DEPARTMENT	PI NAME	PROJECT TITLE	AGENCY/SPONSOR NAME	Total
College of Liberal Arts	Psychological Science	Hovey, Joseph	The Application of Momentary Mental Health Assessment of Health Care Workers Serving COVID-19 Patients	Private/Foundation	\$ 99,565
College of Sciences	Biology	Sahoo, Nirakar	Acquisition of a 120kV Transmission Electron Microscope for Macromolecular Imaging for Research in Agriculture and Plant Sciences	U.S. Department of Agriculture	\$ 399,867
College of Sciences	Physics and Astronomy	Hanke, Andreas	Single-molecule DNA stretching as a probe for DNA loop extrusion by SMC protein complexes	National Institutes of Health (NIH)	\$ 435,900
College of Sciences	Sch of Earth Env & Marine Sci	Pereira, Engil	Temporal and spatial variability of dynamic soil properties, functions, ad services in specialty cropping systems	U.S. Department of Agriculture	\$ 315,966
College of Sciences	Sch of Earth Env & Marine Sci	Racelis, Alexis	Impact of Conservation Tillage on Infiltration and related soil health properties	U.S. Department of Agriculture	\$ 240,000
College of Sciences	Sch of Earth Env & Marine Sci	Yemmireddy, Veerachandra	A Regional Alliance to Protect the Food & Ag Supply Chain & Wellbeing of Farmworkers & Food handlers from SARS-CoV-2	Louisiana State University / USDA NIFA	\$ 100,778
Research, Graduate Studies & New Program Development	Ofc of Prof Educ & Wkforce Dev	Bhat, Jayshree	Math Assistance Call Center	Texas Workforce Commission	\$ 500,000
Robert C. Vackar College of Business & Entrepreneurship	Ctr for Innovation Commercial	Simmons, Laurie	Building Vibrancy: Educating an Emerging Generation of Angel Investors and Entrepreneurs	Economic Development Administration	\$ 1,342,042
School of Medicine	Immunology and Microbiology	Chauhan, Subhash	A novel Nanotechnology platform for COVID-19	National Institutes of Health	\$ 145,300
School of Medicine	Immunology and Microbiology	Chauhan, Subhash	Analysis of HPV variants in cervical cancer in RGV women	National Institutes of Health (NIH)	\$ 3,560,258
School of Medicine	Immunology and Microbiology	Chauhan, Subhash	Design and Development of multi-epitope nano-vaccine for SARS-CoV-2	Dept. of the Army -- USAMRAA	\$ 2,324,800
School of Medicine	Immunology and Microbiology	Chauhan, Subhash	Prognostic Biomarker for COVID-19 Infection	National Institutes of Health (NIH)	\$ 145,300
School of Medicine	Immunology and Microbiology	Tripathi, Manish	Novel long noncoding RNA MALAT1: A potential diagnostic and therapeutic target for Alzheimer disease and dementia	National Institutes of Health (NIH)	\$ 108,975
School of Medicine	Immunology and Microbiology	Tripathi, Manish	Role of NFATc1 Transcription Factor in MALAT1 induced colorectal carcinogenesis	National Institutes of Health (NIH)	\$ 399,575

The University of Texas Rio Grande Valley
Proposals submitted in June

COLLEGE/DIVISION	DEPARTMENT	PI NAME	PROJECT TITLE	AGENCY/SPONSOR NAME	Total
School of Medicine	Immunology and Microbiology	Yallapu, Murali	Cannabinoid receptors in kidney injury	University of Tennessee Health Science Center / National Institutes of Health	\$ 156,200
School of Medicine	Internal Medicine	Martin, Jessica	UTRGV GME Academic Mentoring Program	Private/Foundation	\$ 30,000
School of Medicine	Molecular Science	Kim, Mihwa	The Genetic Variation and Regulatory Mechanism of APEX1 in Cervical Cancer of Hispanic/Latino Health Disparities	National Institutes of Health (NIH)	\$ 399,575
School of Medicine	Neurology	Dobbs, Michael	COVID-19 Serology Testing for The Uninsured	Private/Foundation	\$ 50,000
School of Medicine	Neurology	Dobbs, Michael	Role of Alternate Sensorimotor Pathway Degeneration in Motor Function in Acute Stroke	National Institutes of Health (NIH)	\$ 435,883
School of Medicine	Psychiatry	Escamilla, Michael	Prediction of Alcohol Use Disorder and PTSD After Trauma in Adolescents	National Institutes of Health (NIH)	\$ 916,173
School of Medicine	Surgery	Giese, Rachel	Mobile Imaging for Oral Cancer Screening Programs in Rural US Settings	Rice University / NIH	\$ 34,872
Strategic Enrollment and Student Affairs	Scholarships & Enrollment Comm	Garcia, Brenda	IME Becas -Matamoros	Private/Foundation	\$ 7,500
Strategic Enrollment and Student Affairs	Scholarships & Enrollment Comm	Garcia, Brenda	IME Becas -Mcallen	Private/Foundation	\$ 7,500
Grand Total					\$ 15,373,220

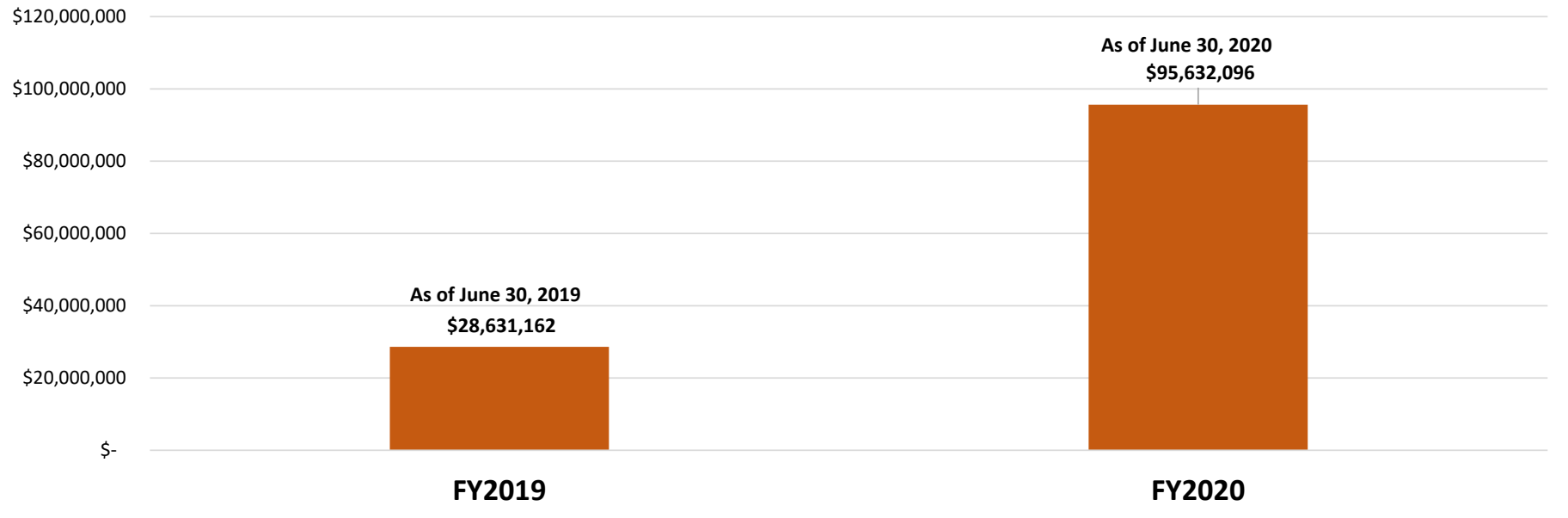
The University of Texas Rio Grande Valley
Proposal Submission by College/School - Monthly

	QTR 1 - FY2020		QTR 2 - FY2020		QTR 3 - FY2020		JUN - FY2020		FY 2020 - YTD	
Proposal Submission	Count	Amount Requested	Count	Amount Requested	Count	Amount Requested	Count	Amount Requested	Count	Amount Requested
Academic Affairs										
<i>College of Education & P-16 Integration</i>	7	\$ 3,466,363	6	\$ 845,762	10	\$ 8,803,886	3	\$ 150,000	26	\$ 13,266,011
<i>College of Engineering & Computer Science</i>	16	\$ 3,823,983	15	\$ 7,461,210	21	\$ 8,346,277	7	\$ 2,531,173	59	\$ 22,162,642
<i>College of Fine Arts</i>	1	\$ 150,000	2	\$ 21,150	1	\$ 100,000	0	\$ -	4	\$ 271,150
<i>College of Liberal Arts</i>	5	\$ 4,278,850	10	\$ 2,846,025	13	\$ 1,440,645	3	\$ 169,983	31	\$ 8,735,503
<i>College of Sciences</i>	28	\$ 10,925,892	30	\$ 16,454,264	18	\$ 5,140,344	5	\$ 1,492,511	81	\$ 34,013,011
<i>Honors College</i>	0	\$ -	1	\$ 15,000	0	\$ -	0	\$ -	1	\$ 15,000
<i>Robert C. Vackar College of Business & Entrepreneurship</i>	0	\$ -	0	\$ -	2	\$ 19,000	1	\$ 1,342,042	3	\$ 1,361,042
Division of Governmental & Community	0	\$ -	2	\$ 700,000	2	\$ 149,000	0	\$ -	4	\$ 849,000
Division of Health Affairs										
<i>College of Health Professions</i>	8	\$ 8,953,991	10	\$ 8,476,435	6	\$ 8,035,895	2	\$ 465,600	26	\$ 25,931,921
<i>School of Medicine</i>	32	\$ 47,040,822	39	\$ 45,310,731	46	\$ 59,921,904	13	\$ 8,706,911	130	\$ 160,980,368
<i>School of Social Work</i>	0	\$ -	1	\$ 999,255	1	\$ 261,100	0	\$ -	2	\$ 1,260,355
Division of Research, Graduate Studies &	0	\$ -	1	\$ 4,000	2	\$ 8,300,806	1	\$ 500,000	4	\$ 8,804,806
Finance & Administration	2	\$ 169,305	0	\$ -	1	\$ 8,768,478	0	\$ -	3	\$ 8,937,783
Institutional Advancement	0	\$ -	0	\$ -	3	\$ 70,000	0	\$ -	3	\$ 70,000
Presidents Office	0	\$ -	0	\$ -	3	\$ 36,756,805	0	\$ -	3	\$ 36,756,805
Strategic Enrollment	0	\$ -	0	\$ -	1	\$ 709,306	2	\$ 15,000	3	\$ 724,306
Student Success	1	\$ 20,000	2	\$ 1,693,126	0	\$ -	0	\$ -	3	\$ 1,713,126
Grand Total	100	\$ 78,829,206	119	\$ 84,826,958	130	\$ 146,823,445	37	\$ 15,373,220	386	\$ 325,852,829

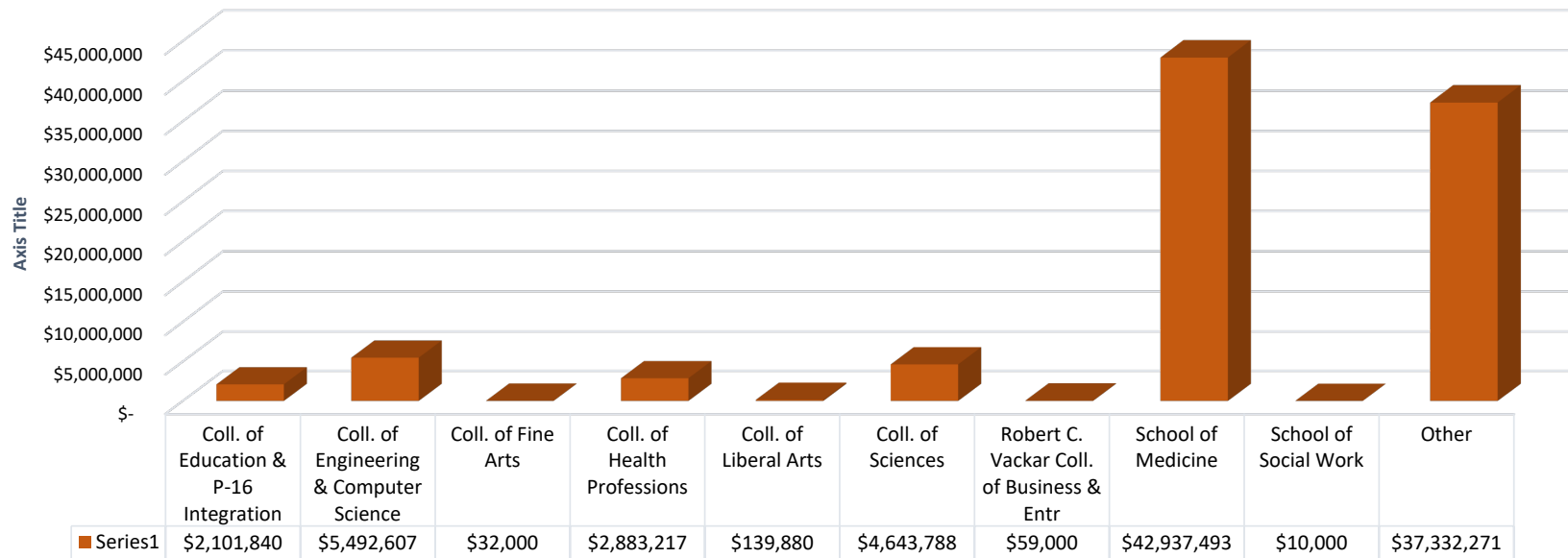
The University of Texas Rio Grande Valley
Awards by Schools/Colleges

Awards	JUN - FY2020 <i>Jun 1, 2020 - Jun 30, 2020</i>		FY 2020 - YTD <i>Sep 1, 2019 - Jun 30, 2020</i>	
	Count of Awards	Sum of Total	Count of Awards	Sum of Total
Academic Affairs				
<i>College of Education & P-16 Integration</i>	1	\$ 326,916	5	\$ 2,101,840
<i>College of Engineering & Computer Science</i>	3	\$ 230,305	26	\$ 5,492,607
<i>College of Fine Arts</i>	0	\$ -	2	\$ 32,000
<i>College of Liberal Arts</i>	1	\$ 7,500	6	\$ 139,880
<i>College of Sciences</i>	5	\$ 720,852	38	\$ 4,643,788
<i>Robert C. Vackar College of Business & Entrepreneurship</i>	0	\$ -	1	\$ 59,000
Division of Governmental & Community Relations	0	\$ -	9	\$ 1,342,914
Division of Health Affairs				
<i>College of Health Professions</i>	1	\$ 1,150,000	9	\$ 2,883,217
<i>School of Medicine</i>	3	\$ 164,829	34	\$ 42,937,493
<i>School of Social Work</i>	0	\$ -	1	\$ 10,000
Division of Research, Graduate Studies & New Program	0	\$ -	9	\$ 1,089,498
Finance & Administration	0	\$ -	2	\$ 131,600
Presidents Office	0	\$ -	2	\$ 34,334,258
Strategic Enrollment	0	\$ -	1	\$ 55,000
Student Success	1	\$ 73,203	7	\$ 379,001
Grand Total	15	\$ 2,673,605	152	\$ 95,632,096

Awards - Funds Awarded - By Fiscal Year



FY 20 Awards Received by College/Schools



The University of Texas Rio Grande Valley
Awards received in June

College/School	Department	PI Name	Award Title	Sponsor	Type of Project	Total
College of Education & P-16 Integration	Human Devt & School Services	Medrano, Hilda	Early Head Start	U.S. Dept of Health & Human Services	New Award	\$ 326,916
College of Engineering & Computer Science	Center for Nano Technology	Lozano, Karen	UTRGV Science & Innovation Camp	Region One	New Award	\$ 49,135
College of Engineering & Computer Science	Ctr for Mfg TX Mfg Asst Ctr	Ortiz, David	2020 CARES Act National Emergency Assistance Program	UT Arlington / U.S. Department of Commerce	New Award	\$ 177,810
College of Engineering & Computer Science	Ctr for Mfg TX Mfg Asst Ctr	Ortiz, David	Skills Development Fund	South Texas College	New Award	\$ 3,360
College of Health Professions	Health & Biomedical Sciences	Gill, Daniela	Scholarships for Disadvantaged Students	U.S. Department of Health and Human Services	New Award	\$ 1,150,000
College of Liberal Arts	B3 Institute	Alvarez, Stephanie	UTRGV Center for Mexican American Studies COVID-19 Relief	Private/Foundation	New Award	\$ 7,500
College of Sciences	Biology	Gilkerson, Robert	Interaction of mitochondrial fusion and transmembrane potential in diabetic cardiovascular damage	National Institutes of Health (NIH)	New Award	\$ 435,900
College of Sciences	Biology	Soti, Pushpa	Sustainable Agriculture Research and Education (SARE) Program 2019	University of Georgia	New Award	\$ 20,000
College of Sciences	Physics and Astronomy	Ramezani, Hamidreza	RUI: Robust Exceptional Points and their Application in Harmonic Generation	National Science Foundation	New Award	\$ 180,000
College of Sciences	Sch of Earth Env & Marine Sci	Harrison, Cheryl	Environmental and Human Impacts of Nuclear War	Private/Foundation	Sub Award	\$ 74,952
College of Sciences	Sch of Earth Env & Marine Sci	Hicks, David	Ecological Significance of Living Shorelines in Selected Coastal Communities	Florida A&M University Board of Trustees	New Award	\$ 10,000
School of Medicine		Patriarca, Michael	Cameron County COVID-19 Drive-Thru Testing Site PPE Relief Grant	Private/Foundation	New Award	\$ 20,000
School of Medicine	Obstetrics & Gynecology	Ogburn, Tony	CPRIT - Expansion of Cervical Cancer	UT MD Anderson	Continuation	\$ 58,489
School of Medicine	Obstetrics & Gynecology	Ogburn, Tony	Title X Project	Women's Health and Family Planning Association of Texas	New Award	\$ 86,340
Student Success	College Access Outreach Prgms	Vaquera-Lopez, Petra	UTRGV Edinburg Upward Bound Program	U.S. Department of Education	Continuation	\$ 73,203
Grand Total						\$ 2,673,605

The University of Texas Rio Grande Valley
Awards by Schools/Colleges - Monthly

	QTR 1 - FY2020		QTR 2 - FY2020		QTR 3 - FY2020		JUN - FY2020		FY 2020 - YTD	
Awards	Count	Amount Awarded	Count	Amount Awarded	Count	Amount Awarded	Count	Amount Awarded	Count	Total Amount Awarded
Academic Affairs										
<i>College of Education & P-16 Integration</i>	2	\$ 1,263,659	1	\$ 12,000	1	\$ 499,265	1	\$ 326,916	5	\$ 2,101,840
<i>College of Engineering & Computer Science</i>	15	\$ 4,285,218	3	\$ 35,716	5	\$ 941,368	3	\$ 230,305	26	\$ 5,492,607
<i>College of Fine Arts</i>	1	\$ 20,000	1	\$ 12,000	0	\$ -	0	\$ -	2	\$ 32,000
<i>College of Liberal Arts</i>	1	\$ 1,000	0	\$ -	4	\$ 131,380	1	\$ 7,500	6	\$ 139,880
<i>College of Sciences</i>	13	\$ 1,190,830	8	\$ 235,156	12	\$ 2,496,950	5	\$ 720,852	38	\$ 4,643,788
<i>Robert C. Vackar College of Business & Entrepreneurship</i>	1	\$ 59,000	0	\$ -	0	\$ -	0	\$ -	1	\$ 59,000
Division of Governmental & Community	3	\$ 363,916	1	\$ 13,000	5	\$ 965,998	0	\$ -	9	\$ 1,342,914
Division of Health Affairs										
<i>College of Health Professions</i>	5	\$ 1,086,770	1	\$ 100,000	2	\$ 546,447	1	\$ 1,150,000	9	\$ 2,883,217
<i>School of Medicine</i>	8	\$ 1,241,447	13	\$ 1,753,669	10	\$ 39,777,548	3	\$ 164,829	34	\$ 42,937,493
<i>School of Social Work</i>	0	\$ -	1	\$ 10,000	0	\$ -	0	\$ -	1	\$ 10,000
Division of Research, Graduate Studies &	2	\$ 384,563	7	\$ 704,935	0	\$ -	0	\$ -	9	\$ 1,089,498
Finance & Administration	0	\$ -	1	\$ 11,042	1	\$ 120,558	0	\$ -	2	\$ 131,600
Presidents Office	0	\$ -	0	\$ -	2	\$ 34,334,258	0	\$ -	2	\$ 34,334,258
Strategic Enrollment	1	\$ 55,000	0	\$ -	0	\$ -	0	\$ -	1	\$ 55,000
Student Success	2	\$ 80,000	4	\$ 225,798	0	\$ -	1	\$ 73,203	7	\$ 379,001
Grand Total	54	\$ 10,031,403	41	\$ 3,113,316	42	\$ 79,813,772	15	\$ 2,673,605	152	\$ 95,632,096