

The University of Texas Rio Grande Valley
 FY2020 Research Expenditures - **All Fund Groups**
 Year-to-Date as of July 31, 2020

Unit	As of July 31, 2020					As of July 31, 2019	As of July 31, 2018
	Federal	Institutional	Private	State	Grand Total		
Academic Affairs and Stdnt Success	\$ 5,284,566	\$ 16,305,834	\$ 418,071	\$ 1,062,760	\$ 23,071,230	\$ 23,372,886	\$ 11,384,968
Division of Health Affairs	\$ 5,052,195	\$ 6,872,742	\$ 5,732,472	\$ 4,233,732	\$ 21,891,141	\$ 18,830,959	\$ 9,411,822
Finance & Administration	-	\$ 22,023	\$ 41,167	-	\$ 63,190	\$ 37,634	\$ -
Research Grad Studies New Pgms	\$ 1,232,334	\$ 682,809	\$ 106,507	\$ 1,117,457	\$ 3,139,107	\$ 2,926,993	\$ 1,938,212
Strategic Enrollment	-	\$ 24,931	-	-	\$ 24,931	\$ -	\$ -
Grand Total	\$ 11,569,094	\$ 23,908,339	\$ 6,298,217	\$ 6,413,949	\$ 48,189,599	\$ 45,168,471	\$ 22,735,002

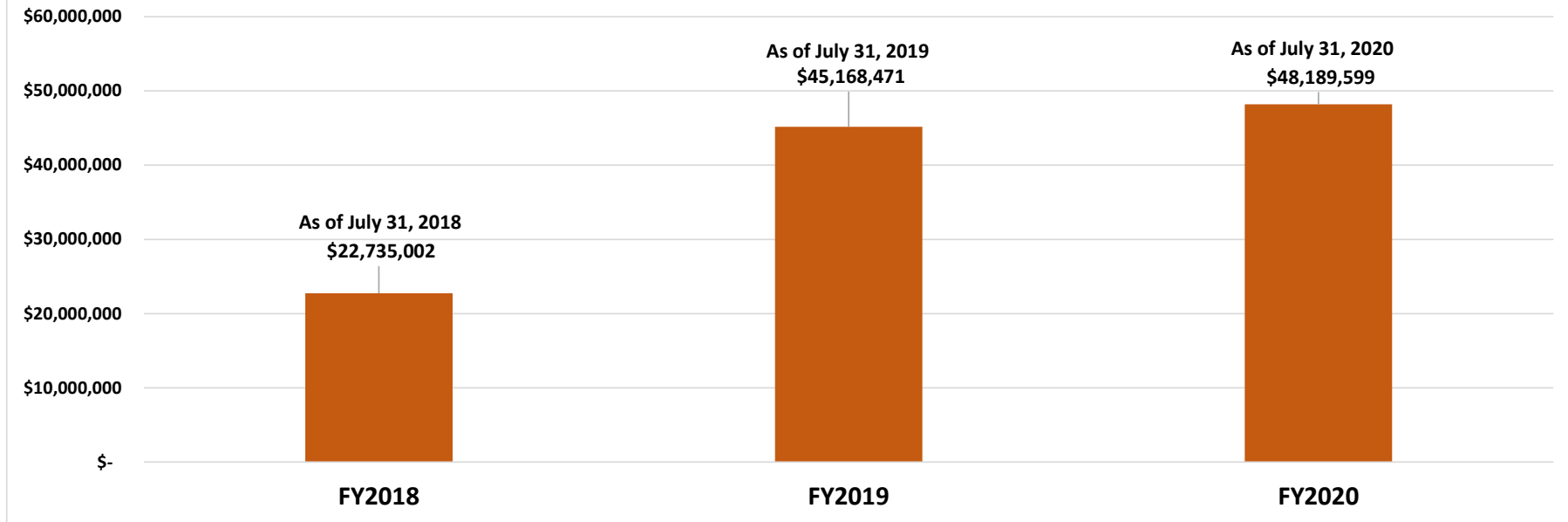
The University of Texas Rio Grande Valley
 FY2020 Research Expenditures - **Restricted**
 Year-to-Date as of July 31, 2020

Unit	As of July 31, 2020					As of July 31, 2019	As of July 31, 2018
	Federal	Institutional	Private	State	Grand Total		
Academic Affairs and Stdnt Success	\$ 4,369,387	-	\$ 386,004	\$ 395,567	\$ 5,150,958	\$ 4,954,767	\$ 7,649,524
Division of Health Affairs	\$ 3,945,331	-	\$ 5,251,386	\$ 350,304	\$ 9,547,021	\$ 7,929,674	\$ 3,362,378
Finance & Administration	-	-	\$ 41,167	-	\$ 41,167	\$ -	\$ -
Research Grad Studies New Pgms	\$ 984,616	-	\$ 104,846	\$ 317,916	\$ 1,407,378	\$ 1,416,540	\$ 831,951
Grand Total	\$ 9,299,333	\$ -	\$ 5,783,402	\$ 1,063,788	\$ 16,146,523	\$ 14,300,982	\$ 11,843,853

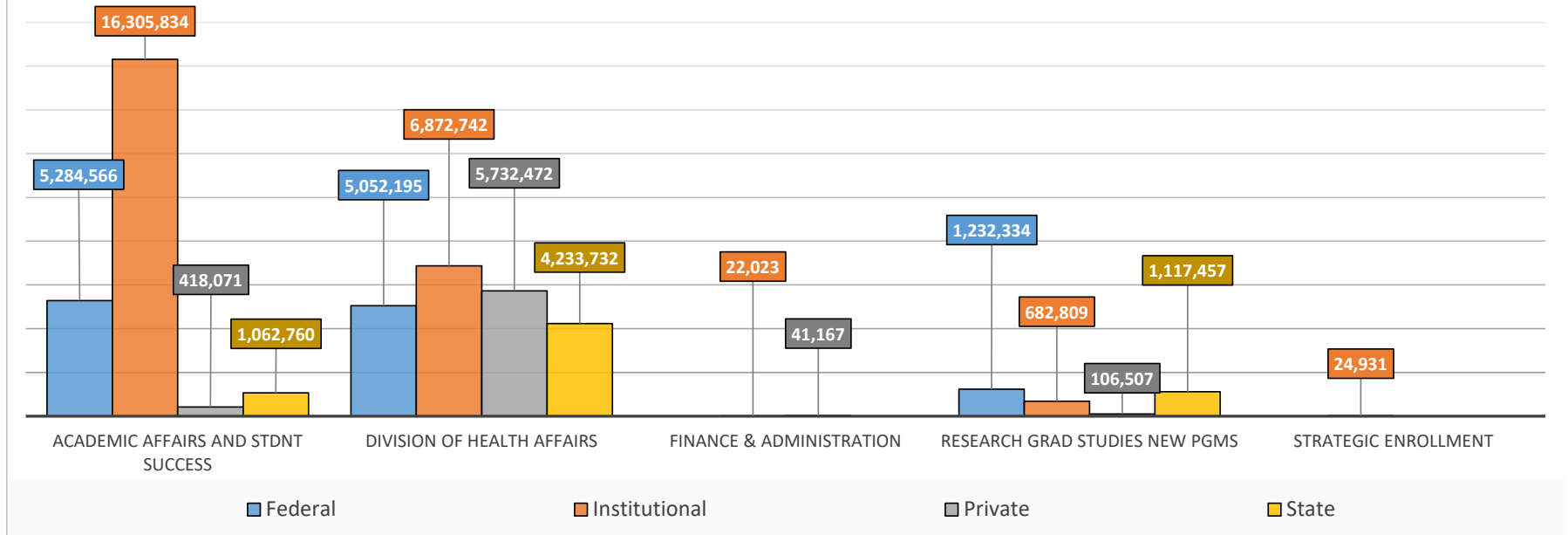
Note:

Indirect Costs and Pass-through expenditures have been excluded from the Research Expenditures Report. Restricted research should not include indirect costs and pass-through expenditures in order to match the Sources and Uses report which follows the Texas Higher Education Coordinating Board's Standards and Accounting Methods for Reporting Restricted Research Expenditures.

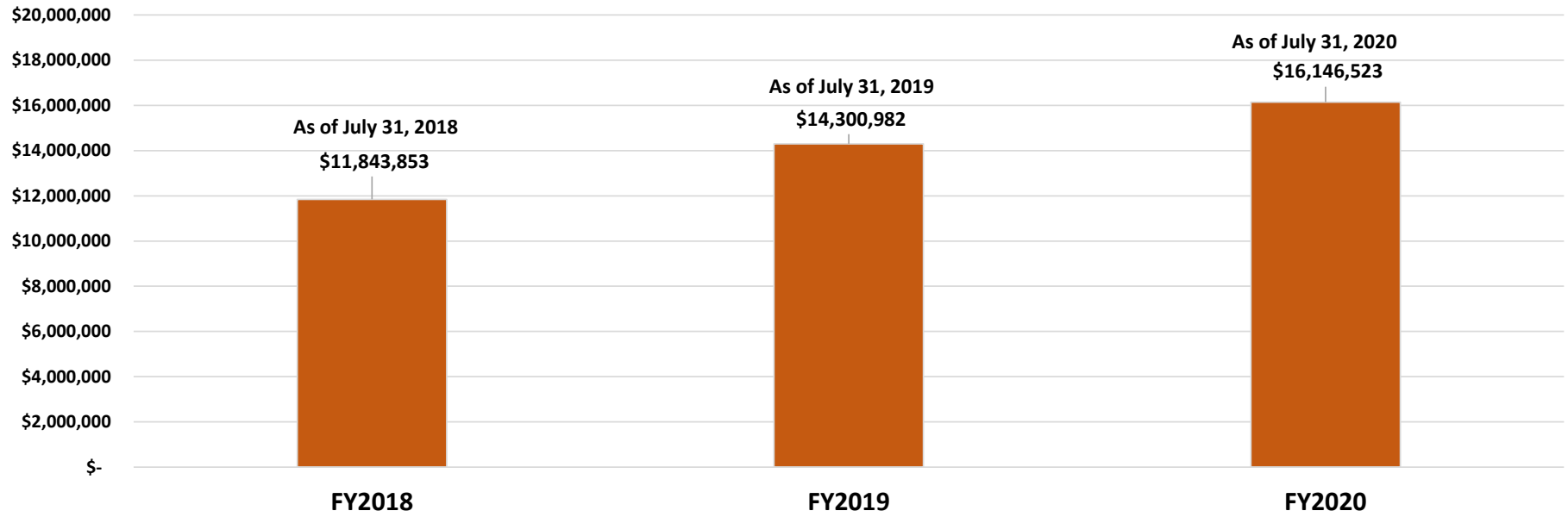
Research Expenditures - All Fund Groups - By Fiscal Year



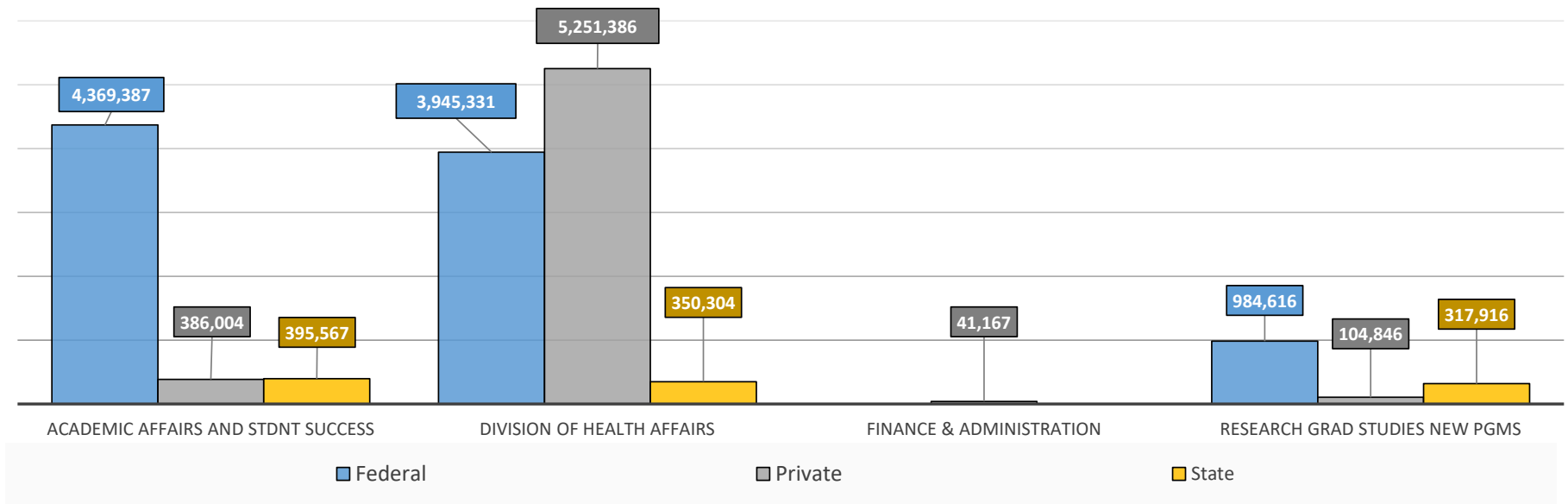
Research Expenditures - All Fund Groups - By Division



Research Expenditures - **Restricted** - By Fiscal Year

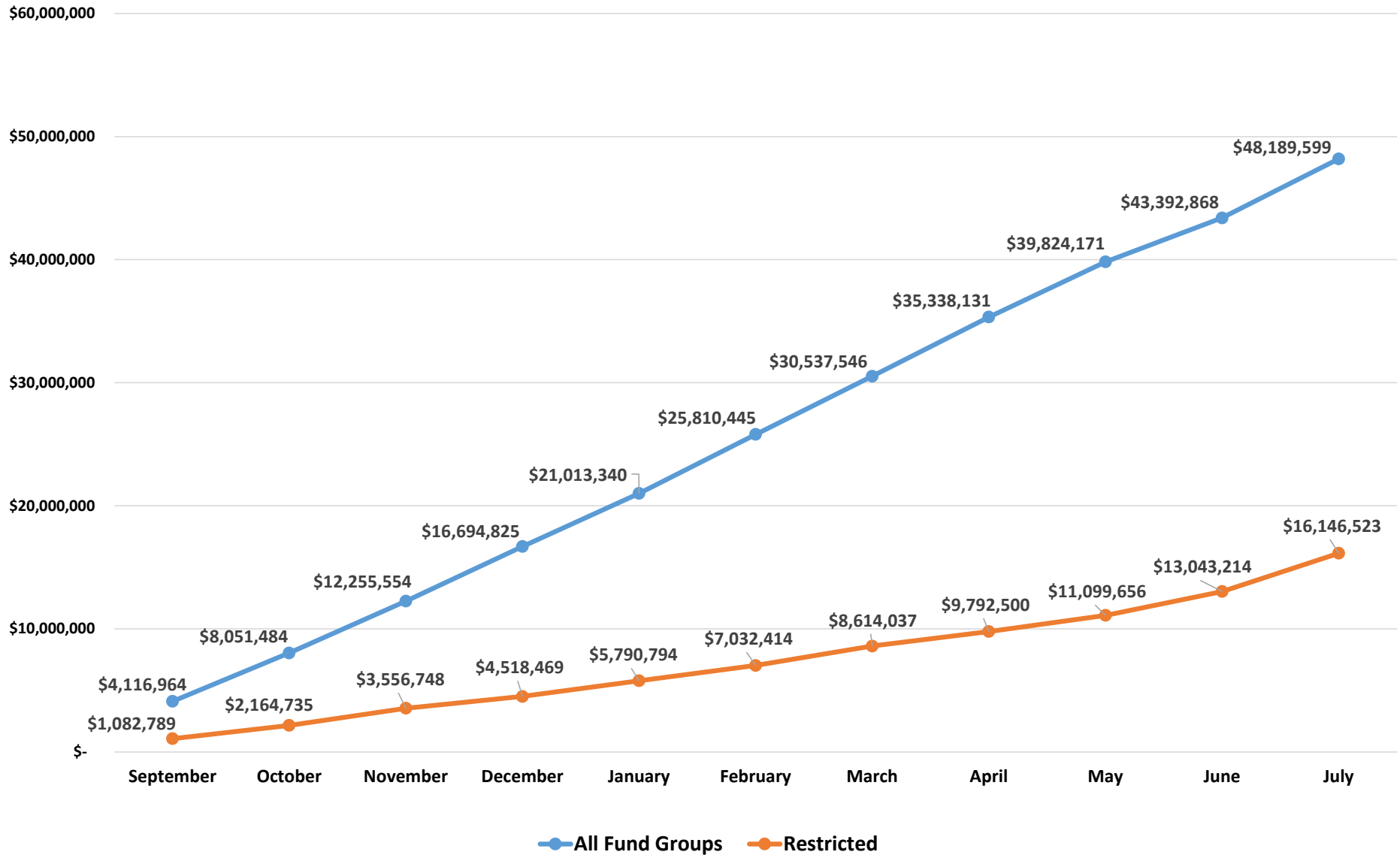


Research Expenditures - **Restricted** - By Division



FY 2020 Research Expenditures

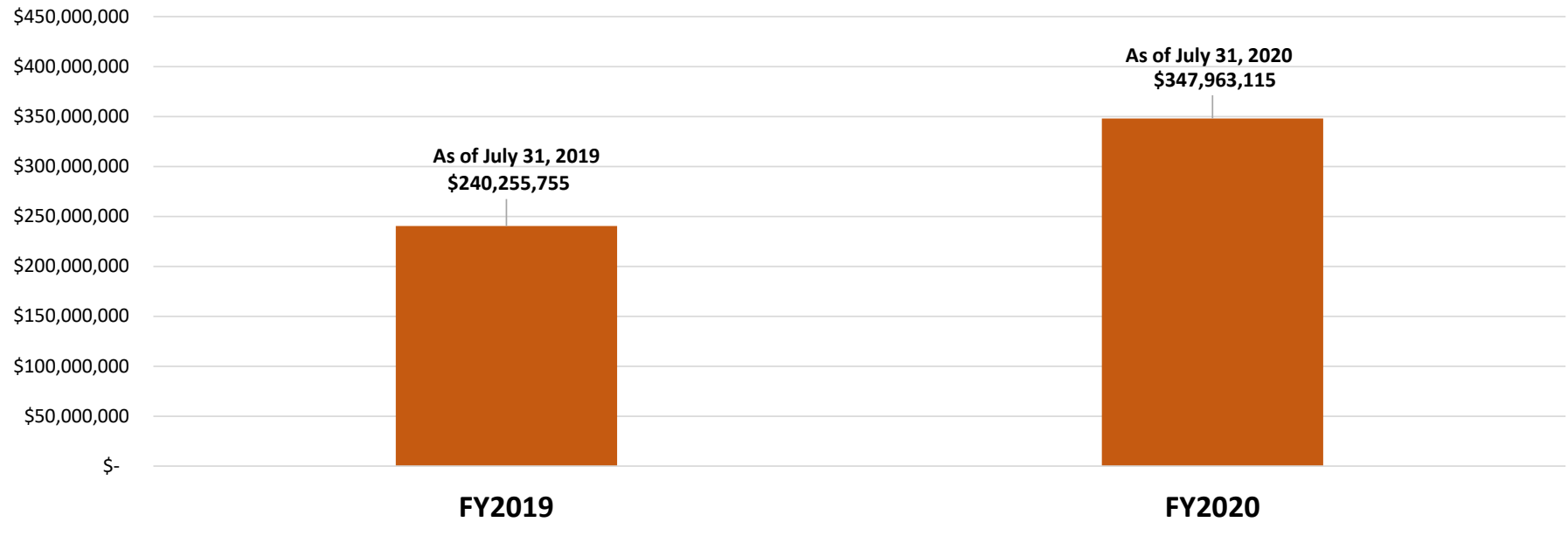
Year-to-Date as of July 31, 2020



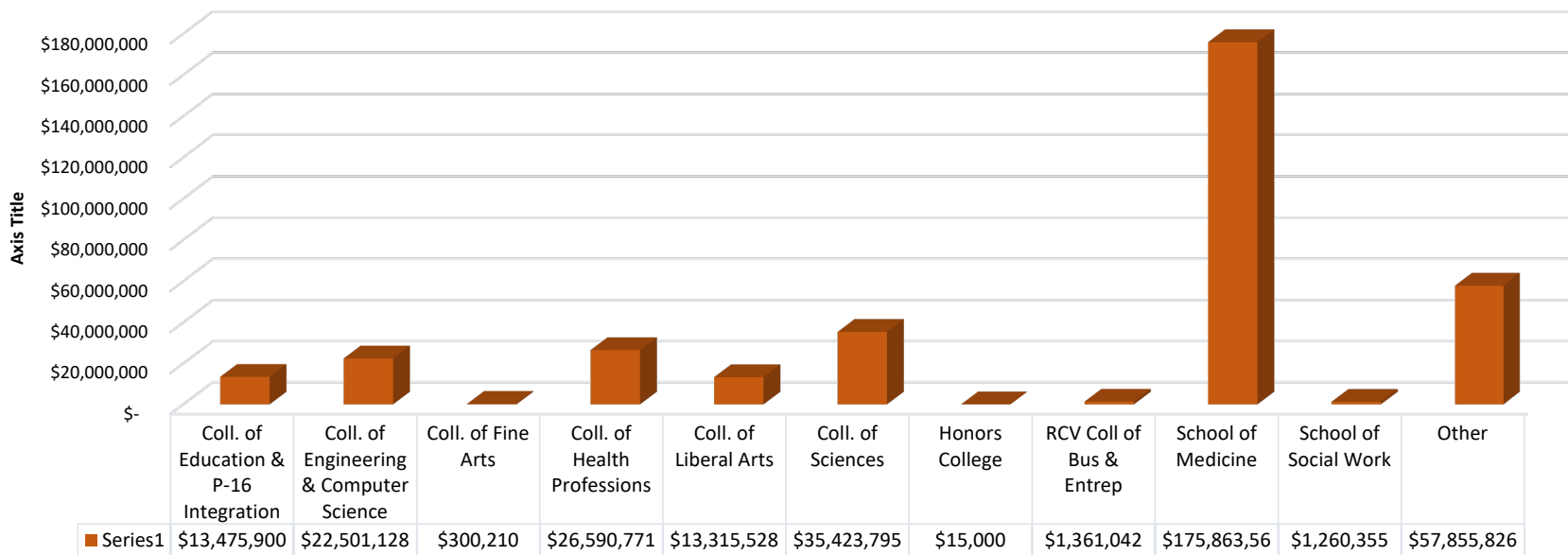
The University of Texas Rio Grande Valley
Proposal Submission by College/School

Proposal Submission	JUL - FY2020		FY 2020 - YTD	
	<i>Jul 1, 2020 - Jul 31, 2020</i>		<i>Sep 1, 2019 - Jul 31, 2020</i>	
	Count	Amount Requested	Count	Amount Requested
Academic Affairs				
<i>College of Education & P-16 Integration</i>	3	\$ 209,889	29	\$ 13,475,900
<i>College of Engineering & Computer Science</i>	4	\$ 439,582	63	\$ 22,501,128
<i>College of Fine Arts</i>	1	\$ 29,060	5	\$ 300,210
<i>College of Liberal Arts</i>	4	\$ 4,580,025	35	\$ 13,315,528
<i>College of Sciences</i>	3	\$ 1,410,784	84	\$ 35,423,795
<i>Honors College</i>	0	\$ -	1	\$ 15,000
<i>Robert C. Vackar College of Business & Entrepreneurship</i>	0	\$ -	3	\$ 1,361,042
Division of Governmental & Community Relations	0	\$ -	4	\$ 849,000
Division of Health Affairs				
<i>College of Health Professions</i>	2	\$ 658,850	28	\$ 26,590,771
<i>School of Medicine</i>	9	\$ 14,883,192	139	\$ 175,863,560
<i>School of Social Work</i>	0	\$ -	2	\$ 1,260,355
Division of Research, Graduate Studies & New Program	0	\$ -	4	\$ 8,804,806
Finance & Administration	0	\$ -	3	\$ 8,937,783
Institutional Advancement	0	\$ -	3	\$ 70,000
Presidents Office	0	\$ -	3	\$ 36,756,805
Strategic Enrollment	0	\$ -	3	\$ 724,306
Student Success	0	\$ -	3	\$ 1,713,126
Grand Total	26	\$ 22,211,382	412	\$ 347,963,115

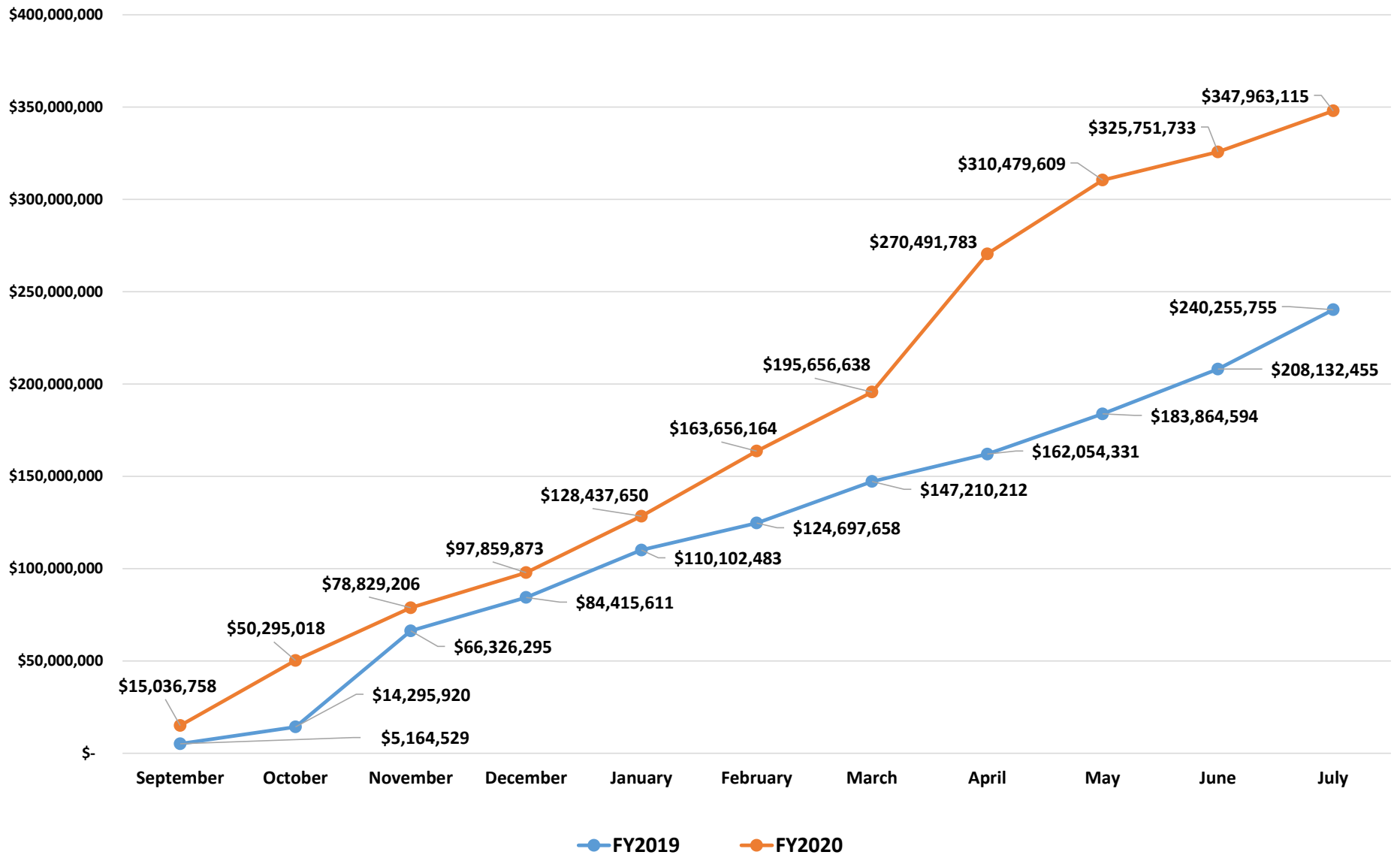
Proposals - Funds Requested - By Fiscal Year



FY 20 Proposals: Funds Requested by College/Schools



Proposal Submissions Funds Requested Comparison by Fiscal Year FY 2019 vs. FY2020



**Please note that each month dollar amount after September is composed of the funds requested for that specific month along with all the funds requested since the start of the fiscal year.*

The University of Texas Rio Grande Valley
Proposals submitted in July

COLLEGE/DIVISION	DEPARTMENT	PI NAME	PROJECT TITLE	AGENCY/SPONSOR NAME	Total
College of Education & P-16 Integration	Bilingual & Literacy Studies	Kambara, Hitomi	Revising and Validating the Reading Motivation Scale for Latinx College Students	Private/Foundation	\$ 49,911
College of Education & P-16 Integration	Organizatn & School Leadership	Hernandez, Rosalinda	Student & Professor Perceptions About Academic Coaches in Online Graduate Courses	Private/Foundation	\$ 9,978
College of Education & P-16 Integration	Teaching & Learning	Jupp, James	1776, Seno Mexico	National Endowment for the Humanities	\$ 150,000
College of Engineering and Computer Science	Electrical & Computer Engineer	Chen, Jia	Broadening participation in computing, machine learning, and data science in the Rio Grande Valley	Private/Foundation	\$ 43,000
College of Engineering and Computer Science	Mechanical Engineering	Choutapalli, Isaac	Leading-Edge Tubercles for Separation Control on Airfoils With Large-Amplitude Pitch Oscillations	Air Force Research Laboratory	\$ 97,431
College of Engineering and Computer Science	Mechanical Engineering	Lozano, Karen	Collaborative Research: Multiscale study of oscillating flow and multiphase heat transfer in porous media	Mississippi State University / National Science Foundation	\$ 49,151
College of Engineering and Computer Science	Mfg & Industrial Engineering	Moya, Hiram	D-ISN: TRACK 2: South Texas Planning Grant to Disrupt Illicit Supply Chains	National Science Foundation	\$ 250,000
College of Fine Arts	Center for Latin American Arts	McAllen, Katherine	Uncovered Space, an art exhibition at UTRGV and the IMAS Museum	Private/Foundation	\$ 29,060
College of Health Professions	Health & Biomedical Sciences	Forman, Tracia	Research Related to the Use of Recognized Terminologies and Data Sets	Sigma Theta Tau International Honor Society of Nursing	\$ 5,000
College of Health Professions	Health & Biomedical Sciences	Lopez-Juarez, Alejandro	Contribution of Myelin-Related Abnormalities to the Neuropathophysiology of NF1	U.S. Department of Defense, CDMRP	\$ 653,850
College of Liberal Arts	History	Skowronek, Russell	Ancient Landscapes of South Texas	Texas Historical Commission	\$ 30,000
College of Liberal Arts	Literatures & Cultural Studies	Miles, Caroline	Understanding Evolving Border(land)s and Transforming Lives: Curriculum and Program Development in Global Border(land)s	National Endowment for the Humanities	\$ 142,180
College of Liberal Arts	Psychological Science	Seligman, Laura	A One-session Treatment for Dental Phobia in Youth in an Underserved Population	National Institutes of Health (NIH)	\$ 4,257,845
College of Liberal Arts	Writing & Language Studies	Hernandez, Jose E.	Strengthening the language humanities through instructor preparation and materials creation in K to 12 and higher education	National Endowment for the Humanities	\$ 150,000
College of Sciences	Chemistry	Parsons, Jason	Reactivation of Latent HIV with Tat Nanoparticle Conjugates	Private/Foundation	\$ 48,018

The University of Texas Rio Grande Valley
Proposals submitted in July

COLLEGE/DIVISION	DEPARTMENT	PI NAME	PROJECT TITLE	AGENCY/SPONSOR NAME	Total
College of Sciences	Chemistry	Macossay-Torres, Javier	SEPA: Biomedical @ the Rio Grande Valley	National Institutes of Health (NIH)	\$ 1,349,250
College of Sciences	Health Professions Careers	Stern, Gustavo	Joint Admissions Medical Program	University of Texas System Admin Office	\$ 13,516
School of Medicine	Immunology and Microbiology	Chauhan, Subhash	Antibody guided nano-radiopharmaceutical for ovarian cancer	National Institutes of Health (NIH)	\$ 2,372,893
School of Medicine	Immunology and Microbiology	Chauhan, Subhash	Multi-epitope nano-vaccine for SARS-CoV-2	National Institutes of Health (NIH)	\$ 1,816,250
School of Medicine	Neuroscience	Maestre, Gladys	Hearing the unheard: Engaging Latinx communities to build capacity for dementia care research	University of Texas Health Science Center San Antonio / Patient-Centered Outcomes Research Institute	\$ 56,422
School of Medicine	Ofc of Human Genetics	Arya, Rector	OMICs of Nonalcoholic Fatty Liver Disease and Its Severity in Mexican Americans	National Institutes of Health (NIH)	\$ 3,697,945
School of Medicine	Ofc of Human Genetics	Gilliam, Frank	Health Outcomes in Post-traumatic Epilepsy (HOPE) Study	U.S. Department of Defense	\$ 726,028
School of Medicine	Ofc of Human Genetics	Goring, Harald	Blood-based neuropeptides, metabolites, and future cognitive function	UTHealth Houston / NIH	\$ 1,042,471
School of Medicine	Ofc of Human Genetics	Jenkinson, Chris	Impact of host genome and oral microbiome on periodontal disease disparity in Mexican Americans	National Institutes of Health (NIH)	\$ 1,538,438
School of Medicine	Ofc of Human Genetics	VandeBerg, John	SARS-CoV-2 in a Health Disparity Minority Population: Factors That Affect Levels and Persistence of Antibodies in Mexican Americans	National Institutes of Health (NIH)	\$ 3,632,195
School of Medicine		Lopez, Annalisa	COVID-19s Impact on Medical Students' Wellbeing and Residency Choices	Texas Medical Association	\$ 550
Grand Total					\$ 22,211,382

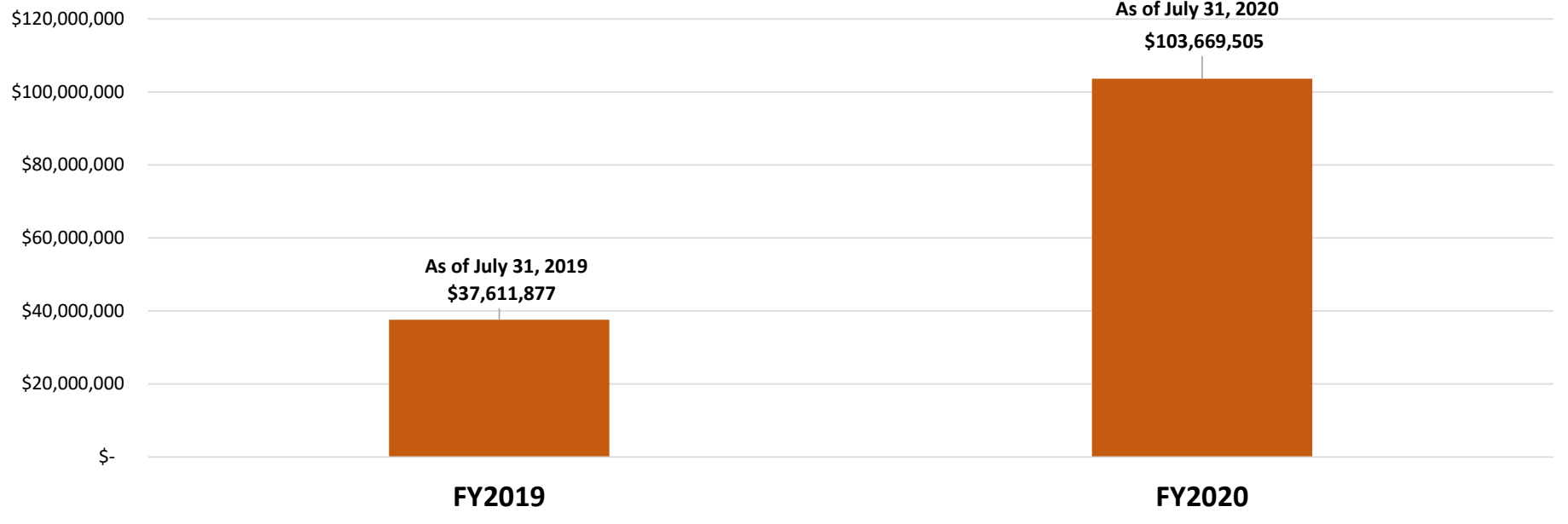
The University of Texas Rio Grande Valley
Proposal Submission by College/School - Monthly

Proposal Submission	QTR 1 - FY2020		QTR 2 - FY2020		QTR 3 - FY2020		JUN - FY2020		JUL - FY2020		FY 2020 - YTD	
	Count	Amount Requested	Count	Amount Requested	Count	Amount Requested	Count	Amount Requested	Count	Amount Requested	Count	Amount Requested
Academic Affairs												
<i>College of Education & P-16 Integration</i>	7	\$ 3,466,363	6	\$ 845,762	10	\$ 8,803,886	3	\$ 150,000	3	\$ 209,889	29	\$ 13,475,900
<i>College of Engineering & Computer Science</i>	16	\$ 3,823,983	15	\$ 7,461,210	21	\$ 8,346,277	7	\$ 2,430,077	4	\$ 439,582	63	\$ 22,501,128
<i>College of Fine Arts</i>	1	\$ 150,000	2	\$ 21,150	1	\$ 100,000	0	\$ -	1	\$ 29,060	5	\$ 300,210
<i>College of Liberal Arts</i>	5	\$ 4,278,850	10	\$ 2,846,025	13	\$ 1,440,645	3	\$ 169,983	4	\$ 4,580,025	35	\$ 13,315,528
<i>College of Sciences</i>	28	\$ 10,925,892	30	\$ 16,454,264	18	\$ 5,140,344	5	\$ 1,492,511	3	\$ 1,410,784	84	\$ 35,423,795
<i>Honors College</i>	0	\$ -	1	\$ 15,000	0	\$ -	0	\$ -	0	\$ -	1	\$ 15,000
<i>Robert C. Vackar College of Business & Entrepreneurship</i>	0	\$ -	0	\$ -	2	\$ 19,000	1	\$ 1,342,042	0	\$ -	3	\$ 1,361,042
Division of Governmental & Community	0	\$ -	2	\$ 700,000	2	\$ 149,000	0	\$ -	0	\$ -	4	\$ 849,000
Division of Health Affairs												
<i>College of Health Professions</i>	8	\$ 8,953,991	10	\$ 8,476,435	6	\$ 8,035,895	2	\$ 465,600	2	\$ 658,850	28	\$ 26,590,771
<i>School of Medicine</i>	32	\$ 47,040,822	39	\$ 45,310,731	46	\$ 59,921,904	13	\$ 8,706,911	9	\$ 14,883,192	139	\$ 175,863,560
<i>School of Social Work</i>	0	\$ -	1	\$ 999,255	1	\$ 261,100	0	\$ -	0	\$ -	2	\$ 1,260,355
Division of Research, Graduate Studies &	0	\$ -	1	\$ 4,000	2	\$ 8,300,806	1	\$ 500,000	0	\$ -	4	\$ 8,804,806
Finance & Administration	2	\$ 169,305	0	\$ -	1	\$ 8,768,478	0	\$ -	0	\$ -	3	\$ 8,937,783
Institutional Advancement	0	\$ -	0	\$ -	3	\$ 70,000	0	\$ -	0	\$ -	3	\$ 70,000
Presidents Office	0	\$ -	0	\$ -	3	\$ 36,756,805	0	\$ -	0	\$ -	3	\$ 36,756,805
Strategic Enrollment	0	\$ -	0	\$ -	1	\$ 709,306	2	\$ 15,000	0	\$ -	3	\$ 724,306
Student Success	1	\$ 20,000	2	\$ 1,693,126	0	\$ -	0	\$ -	0	\$ -	3	\$ 1,713,126
Grand Total	100	\$ 78,829,206	119	\$ 84,826,958	130	\$ 146,823,445	37	\$ 15,272,124	26	\$ 22,211,382	412	\$ 347,963,115

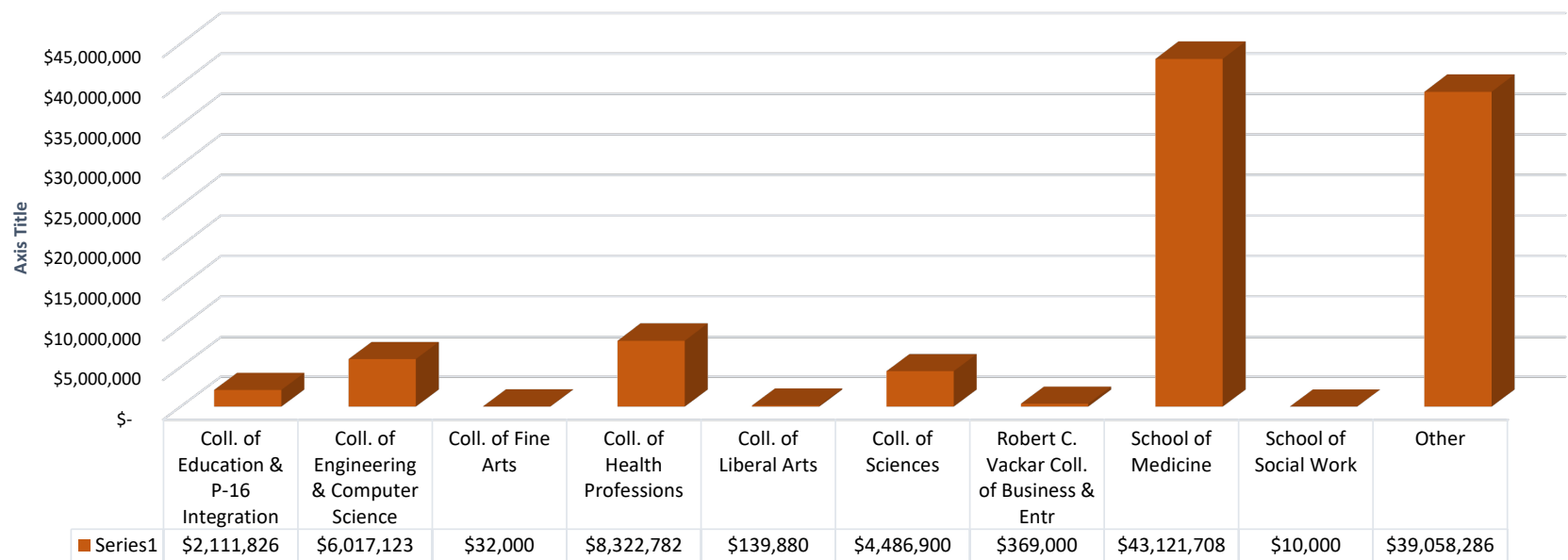
The University of Texas Rio Grande Valley
Awards by Schools/Colleges

Awards	JUL - FY2020 <i>Jul 1, 2020 - Jul 31, 2020</i>		FY 2020 - YTD <i>Sep 1, 2019 - Jul 31, 2020</i>	
	Count of Awards	Sum of Total	Count of Awards	Sum of Total
Academic Affairs				
<i>College of Education & P-16 Integration</i>	1	\$ 9,986	6	\$ 2,111,826
<i>College of Engineering & Computer Science</i>	4	\$ 524,516	30	\$ 6,017,123
<i>College of Fine Arts</i>	0	\$ -	2	\$ 32,000
<i>College of Liberal Arts</i>	0	\$ -	6	\$ 139,880
<i>College of Sciences</i>	3	\$ 681,321	34	\$ 4,486,900
<i>Robert C. Vackar College of Business & Entrepreneurship</i>	2	\$ 310,000	3	\$ 369,000
Division of Governmental & Community Relations			9	\$ 1,342,914
Division of Health Affairs				
<i>College of Health Professions</i>	3	\$ 5,439,565	12	\$ 8,322,782
<i>School of Medicine</i>	2	\$ 184,215	36	\$ 43,121,708
<i>School of Social Work</i>	0	\$ -	1	\$ 10,000
Division of Research, Graduate Studies & New Program	0	\$ -	16	\$ 1,927,707
Finance & Administration	1	\$ 3,500	3	\$ 135,100
Presidents Office	0	\$ -	2	\$ 34,334,258
Strategic Enrollment	2	\$ 884,306	3	\$ 939,306
Student Success	0	\$ -	7	\$ 379,001
Grand Total	18	\$ 8,037,409	170	\$ 103,669,505

Awards - Funds Awarded - By Fiscal Year



FY 20 Awards Received by College/Schools

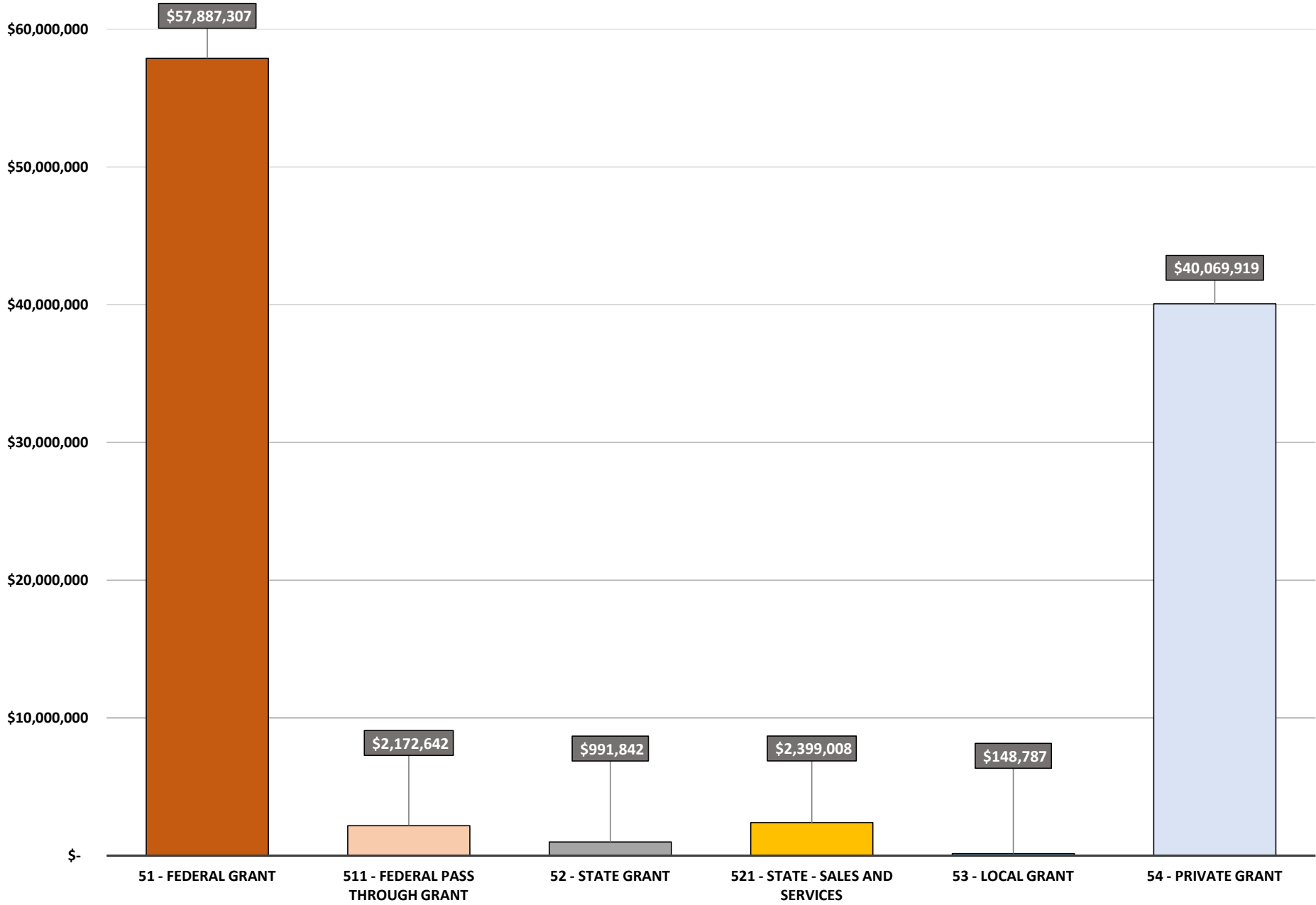


The University of Texas Rio Grande Valley
Awards received in July

College/School	Department	PI Name	Award Title	Sponsor	Type of Project	Total
College of Education & P-16 Integration	Organizatzn & School Leadership	Hernandez, Rosalinda	Student and Faculty Perceptions about Academic Instructional Coaching with Accelerated Online Courses	Private/Foundation	New Award	\$ 9,986
College of Engineering & Computer Science	Computer Science	Ayati, Marzieh	Construction, Analysis, and Utilization of Co-Phosphorylation Networks to Characterize Cellular Signaling	Case Western Reserve University	New Award	\$ 92,784
College of Engineering & Computer Science	Ctr for Mfg TX Mfg Asst Ctr	Ortiz, David	UTRGV Texas Manufacturing Assistance Center 2020-2021	University of Texas at Arlington	New Award	\$ 319,936
College of Engineering & Computer Science	Mfg & Industrial Engineering	Edinbarough, Immanuel	Collaborative Research: Writing Assignment Tutor Training in STEM, an Interdisciplinary Approach to Enhance Student Writing in STEM Fields	National Science Foundation	New Award	\$ 96,796
College of Engineering & Computer Science	Railway Safety Center	Tarawneh, Constantine	Research on the Performance of Reconditioned Railway Taperd Roller Bearings	Private/Foundation	Amendment	\$ 15,000
College of Health Professions	Health & Biomedical Sciences	Chew, Sue Ann	Bridges to the Baccalaureate Research Training Program at The University of Texas Rio Grande Valley	National Institutes of Health (NIH)	New Award	\$ 2,087,976
College of Health Professions	Health & Biomedical Sciences	Roy, Upal	A targeted anti-HIV drug delivery to the GALT	National Institutes of Health (NIH)	New Award	\$ 3,331,589
College of Health Professions	Rehab Srvs & Counseling	Mercado, Fidencio	Addiction Technology Transfer Center HHS REGION 6	University of Texas at Austin	Amendment	\$ 20,000
College of Sciences	Biology	Kariyat, Rupesh	Unifying Texan and Mexican efforts towards controlling Chagas disease by deducing parasite-vector dynamics,	University of Texas System Admin Office	New Award	\$ 23,950
College of Sciences	Physics and Astronomy	Martirosyan, Karen	Experimental magnetic study of carbon-containing nanostructured composites	Private/Foundation	New Award	\$ 4,000
College of Sciences	Physics and Astronomy	Ramezani, Hamidreza	Defect States in Time and Space Modulated Lattices	U.S. Department of Defense	New Award	\$ 653,371
Finance & Administration	Student Health Services	Gray, Glen	MSI-HIV/HCV Prevention Program	Private/Foundation	New Award	\$ 3,500
Robert C. Vackar College of Business & Entrepreneurship	Intl Bus & Entrepreneurship	Adams, Russell	Green Energy Entrepreneurship Challenge (UTRGV)	Private/Foundation	New Award	\$ 10,000
Robert C. Vackar College of Business & Entrepreneurship	RCV Coll of Bus & Entrep	Simmons, Laurie	Expanding UTRGV's University Center Initiatives to Support the CARES Act Recovery Assistance Program	U.S. Economic Development Administration	New Award	\$ 300,000

College/School	Department	PI Name	Award Title	Sponsor	Type of Project	Total
School of Medicine	Obstetrics & Gynecology	Levine, Lyuba	Factors Influencing Cascade Testing Among Women with Hereditary Gynecological Cancers and their Relatives	UT Galveston	New Award	\$ 34,218
School of Medicine	Faculty Affairs	Nelson, Robert	Strengthening STD Prevention and Control for Health Departments (STP PCHD)	Department of State Health Services	New Award	\$ 149,997
Strategic Enrollment	Financial Aid	Ozuna, Elias	2020-2021 AmeriCorps	Onestar National Service Commission	New Award	\$ 709,306
Strategic Enrollment	Scholarships & Enrollment Comm	Castilla, Griselda	STARS Scholarship Fund	Private/Foundation	New Award	\$ 175,000
Grand Total						\$ 8,037,409

FY 20 Awards Funded - By Funding Source



The University of Texas Rio Grande Valley
Awards by Schools/Colleges - Monthly

Awards	QTR 1 - FY2020		QTR 2 - FY2020		QTR 3 - FY2020		JUN - FY2020		JUL - FY2020		FY 2020 - YTD	
	Count	Amount Awarded	Count	Amount Awarded	Count	Amount Awarded	Count	Amount Awarded	Count	Amount Awarded	Count	Total Amount Awarded
Academic Affairs												
<i>College of Education & P-16 Integration</i>	2	\$ 1,263,659	1	\$ 12,000	1	\$ 499,265	1	\$ 326,916	1	\$ 9,986	6	\$ 2,111,826
<i>College of Engineering & Computer Science</i>	15	\$ 4,285,218	3	\$ 35,716	5	\$ 941,368	3	\$ 230,305	4	\$ 524,516	30	\$ 6,017,123
<i>College of Fine Arts</i>	1	\$ 20,000	1	\$ 12,000	0	\$ -	0	\$ -	0	\$ -	2	\$ 32,000
<i>College of Liberal Arts</i>	1	\$ 1,000	0	\$ -	4	\$ 131,380	1	\$ 7,500	0	\$ -	6	\$ 139,880
<i>College of Sciences</i>	12	\$ 1,102,981	6	\$ 191,041	8	\$ 1,790,705	5	\$ 720,852	3	\$ 681,321	34	\$ 4,486,900
<i>Robert C. Vackar College of Business & Entrepreneurship</i>	1	\$ 59,000	0	\$ -	0	\$ -	0	\$ -	2	\$ 310,000	3	\$ 369,000
											0	\$ -
Division of Governmental & Community	3	\$ 363,916	1	\$ 13,000	5	\$ 965,998	0	\$ -			9	\$ 1,342,914
Division of Health Affairs												
<i>College of Health Professions</i>	5	\$ 1,086,770	1	\$ 100,000	2	\$ 546,447	1	\$ 1,150,000	3	\$ 5,439,565	12	\$ 8,322,782
<i>School of Medicine</i>	8	\$ 1,241,447	13	\$ 1,753,669	10	\$ 39,777,548	3	\$ 164,829	2	\$ 184,215	36	\$ 43,121,708
<i>School of Social Work</i>	0	\$ -	1	\$ 10,000	0	\$ -	0	\$ -	0	\$ -	1	\$ 10,000
Division of Research, Graduate Studies &	3	\$ 472,412	9	\$ 749,050	4	\$ 706,245	0	\$ -	0	\$ -	16	\$ 1,927,707
Finance & Administration	0	\$ -	1	\$ 11,042	1	\$ 120,558	0	\$ -	1	\$ 3,500	3	\$ 135,100
Presidents Office	0	\$ -	0	\$ -	2	\$ 34,334,258	0	\$ -	0	\$ -	2	\$ 34,334,258
Strategic Enrollment	1	\$ 55,000	0	\$ -	0	\$ -	0	\$ -	2	\$ 884,306	3	\$ 939,306
Student Success	2	\$ 80,000	4	\$ 225,798	0	\$ -	1	\$ 73,203	0	\$ -	7	\$ 379,001
Grand Total	54	\$ 10,031,403	41	\$ 3,113,316	42	\$ 79,813,772	15	\$ 2,673,605	18	\$ 8,037,409	170	\$ 103,669,505