

The University of Texas Rio Grande Valley  
 FY2020 Research Expenditures - **All Fund Groups**  
 Year-to-Date as of April 30, 2020

Unit	As of April 30, 2020					As of April 30,	As of April 30,
	Federal	Institutional	Private	State	Grand Total	2019	2018
Academic Affairs and Stdnt Success	\$ 2,761,930	\$ 14,020,755	\$ 257,829	\$ 568,681	\$ 17,609,195	\$ 18,287,721	\$ 7,521,700
Division of Health Affairs	\$ 3,475,525	\$ 5,318,081	\$ 3,318,980	\$ 3,193,048	\$ 15,305,634	\$ 11,061,174	\$ 7,020,056
Finance & Administration	-	\$ 2,181	\$ 37,742	-	\$ 39,923	\$ 15,965	-
Research Grad Studies New Pgms	\$ 834,746	\$ 552,436	\$ 98,442	\$ 878,624	\$ 2,364,248	\$ 2,203,864	\$ 1,177,484
Strategic Enrollment	-	\$ 19,131	-	-	\$ 19,131	-	-
<b>Grand Total</b>	<b>\$ 7,072,201</b>	<b>\$ 19,912,584</b>	<b>\$ 3,712,993</b>	<b>\$ 4,640,353</b>	<b>\$ 35,338,131</b>	<b>\$ 31,568,725</b>	<b>\$ 15,719,241</b>

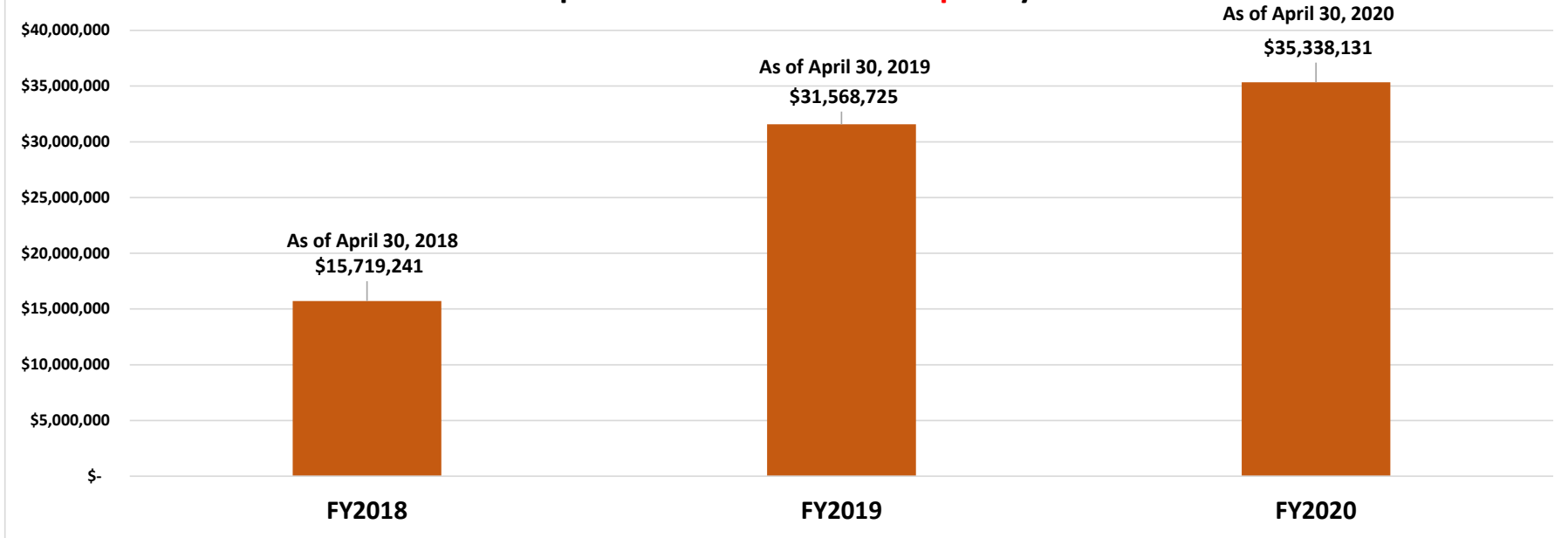
The University of Texas Rio Grande Valley  
 FY2020 Research Expenditures - **Restricted**  
 Year-to-Date as of April 30, 2020

Unit	As of April 30, 2020					As of April 30,	As of April 30,
	Federal	Institutional	Private	State	Grand Total	2019	2018
Academic Affairs and Stdnt Success	\$ 2,271,805	-	\$ 241,639	\$ 312,961	\$ 2,826,405	\$ 3,184,794	\$ 5,200,386
Division of Health Affairs	\$ 2,719,319	-	\$ 2,976,226	\$ 241,974	\$ 5,937,518	\$ 4,494,258	\$ 2,337,582
Finance & Administration	-	-	\$ 37,742	-	\$ 37,742	-	-
Research Grad Studies New Pgms	\$ 660,080	-	\$ 97,430	\$ 233,324	\$ 990,834	\$ 1,076,443	\$ 549,137
<b>Grand Total</b>	<b>\$ 5,651,204</b>	<b>\$ -</b>	<b>\$ 3,353,037</b>	<b>\$ 788,259</b>	<b>\$ 9,792,500</b>	<b>\$ 8,755,495</b>	<b>\$ 8,087,105</b>

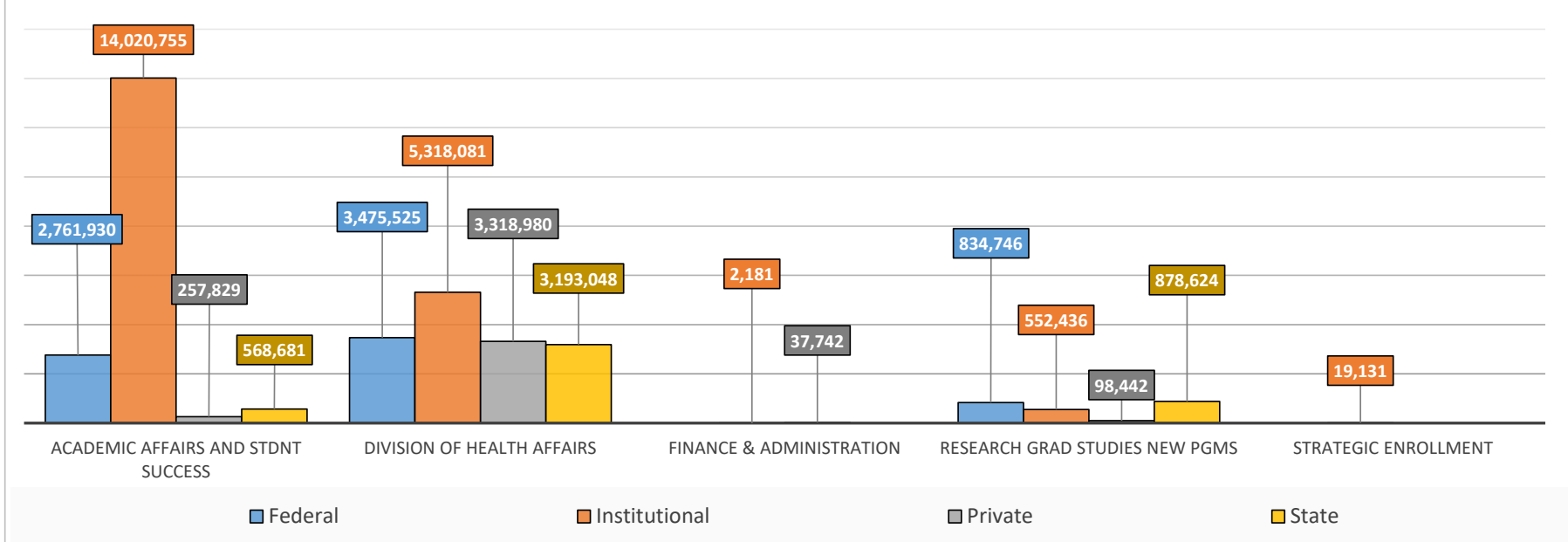
**Note:**

Indirect Costs and Pass-through expenditures have been excluded from the Research Expenditures Report. Restricted research should not include indirect costs and pass-through expenditures in order to match the Sources and Uses report which follows the Texas Higher Education Coordinating Board's Standards and Accounting Methods for Reporting Restricted Research Expenditures.

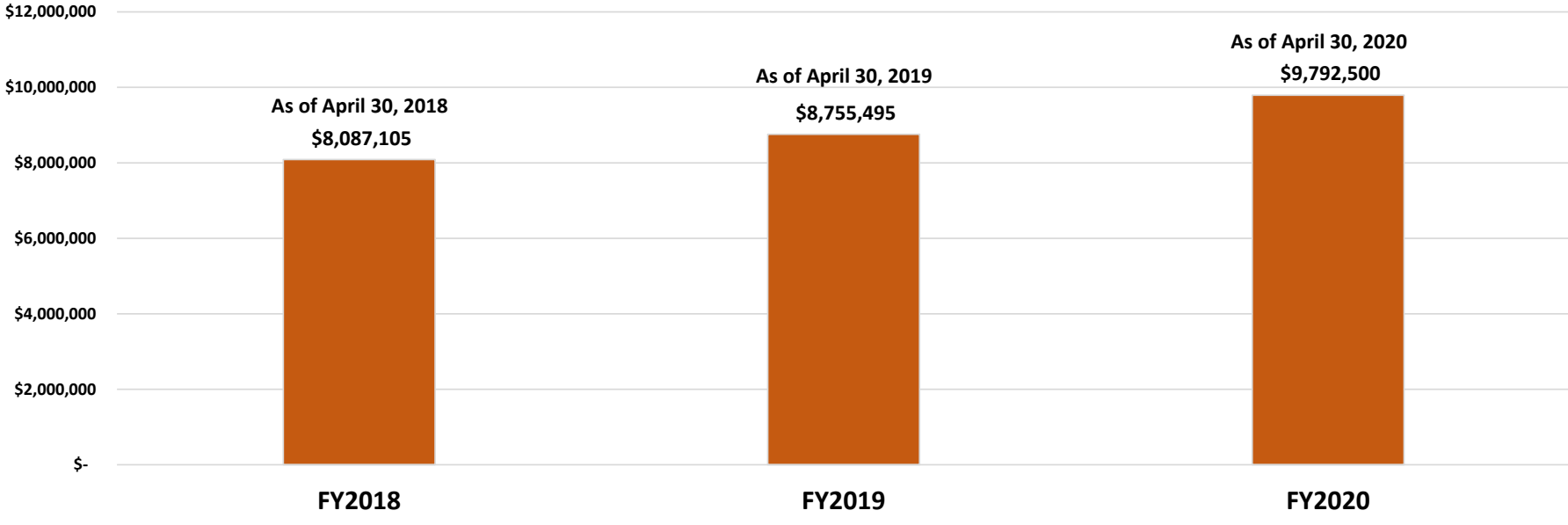
## Research Expenditures - All Fund Groups - By Fiscal Year



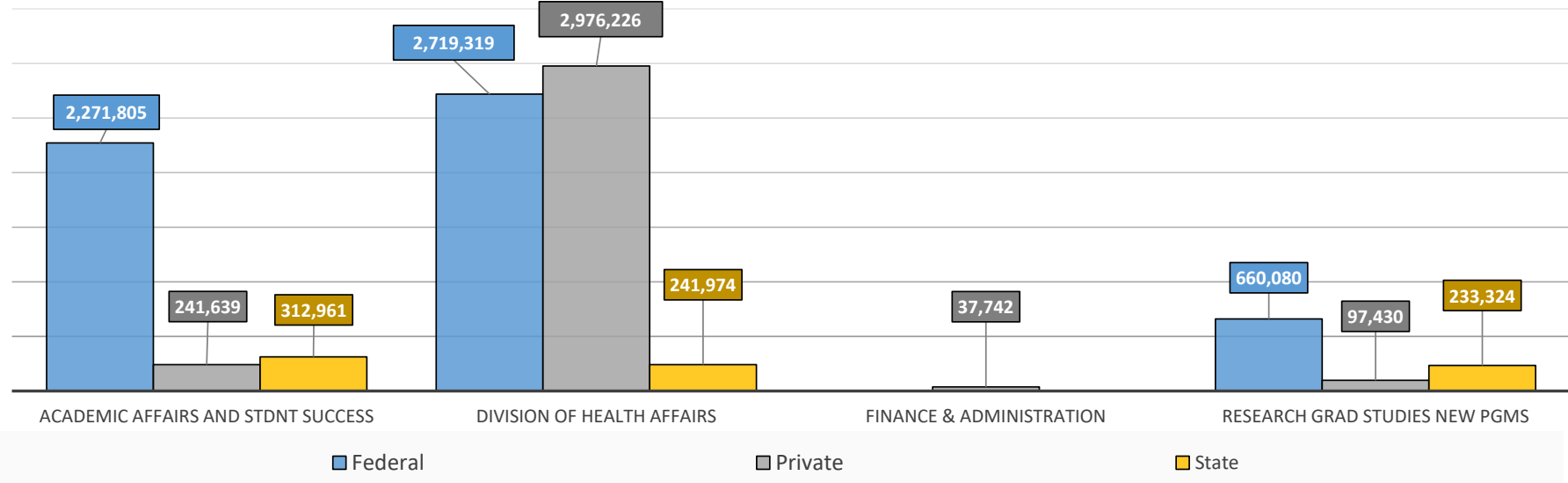
## Research Expenditures - All Fund Groups - By Division



### Research Expenditures - **Restricted** - By Fiscal Year

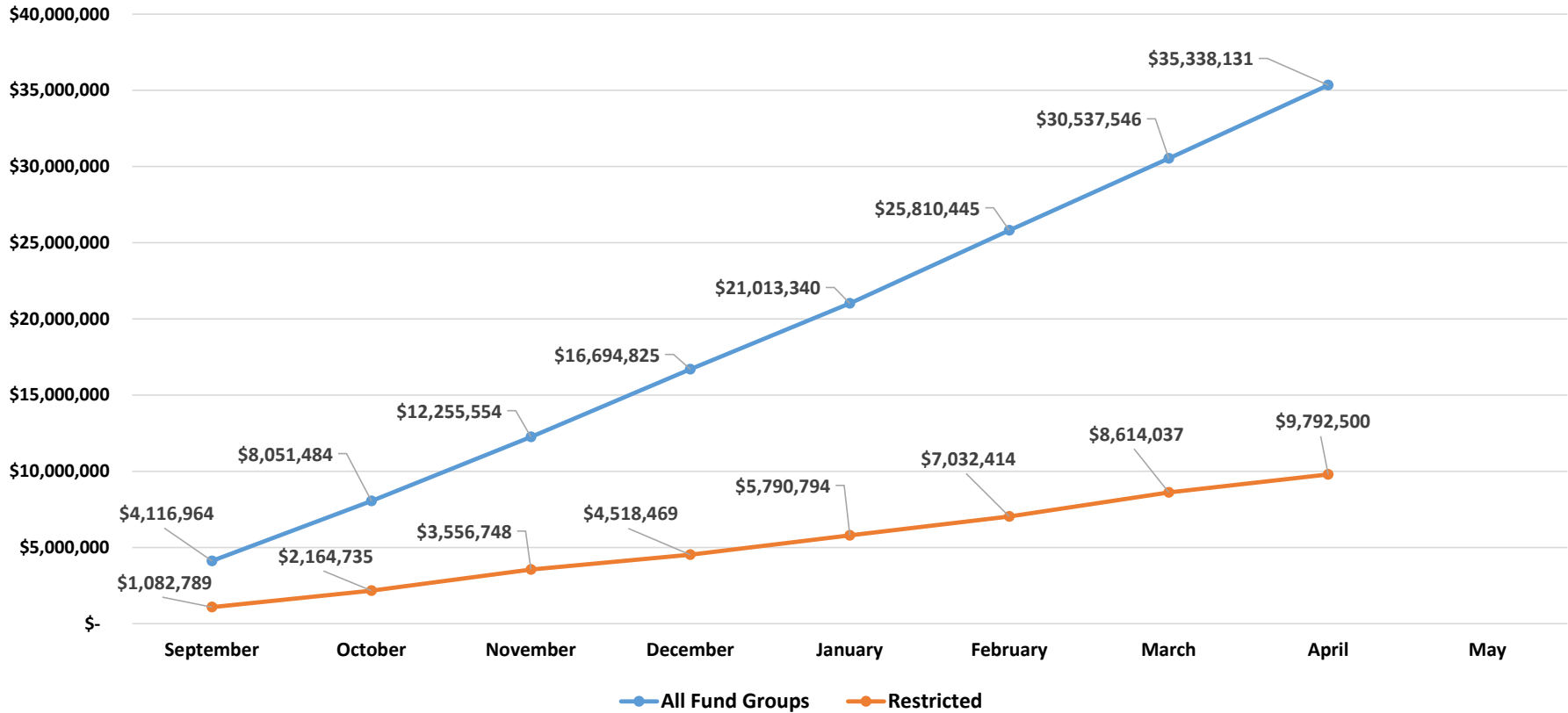


### Research Expenditures - **Restricted** - By Division



# FY 2020 Research Expenditures

## Year-to-Date as of April 30, 2020



LEGEND									
	September	October	November	December	January	February	March	April	May
<b>All Fund Groups</b>	\$ 4,116,964	\$ 8,051,484	\$ 12,255,554	\$ 16,694,825	\$ 21,013,340	\$ 25,810,445	\$ 30,537,546	\$ 35,338,131	
<b>Restricted</b>	\$ 1,082,789	\$ 2,164,735	\$ 3,556,748	\$ 4,518,469	\$ 5,790,794	\$ 7,032,414	\$ 8,614,037	\$ 9,792,500	

*Note: Each month includes expenses starting September 1st all the way to that month*

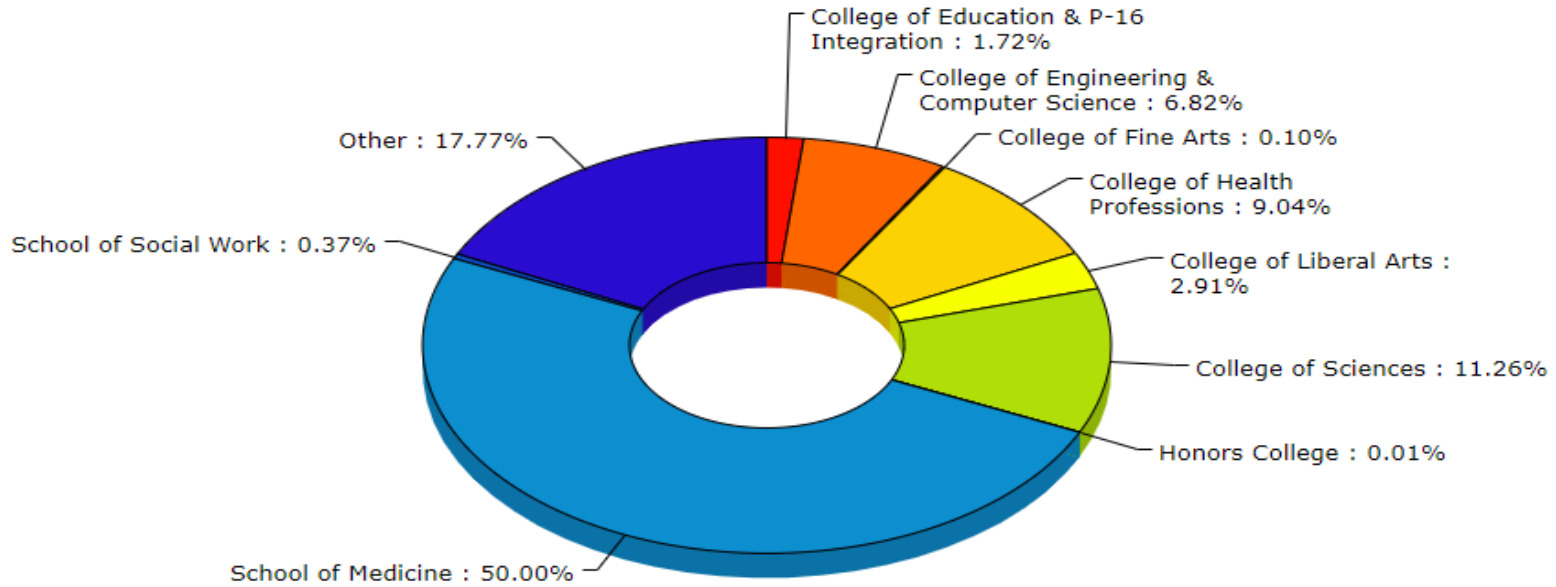
**The University of Texas Rio Grande Valley**  
**Proposal Submission by College/School**

Proposal Submission	APR - FY2020 <i>Apr 1, 2020 - Apr 30, 2020</i>		FY 2020 - YTD <i>Sep 1, 2019 - Apr 30, 2020</i>	
	Count	Amount Requested	Count	Amount Requested
<b>Academic Affairs</b>				
<i>College of Education &amp; P-16 Integration</i>	2	\$ 198,110	18	\$ 4,657,924
<i>College of Engineering &amp; Computer Science</i>	2	\$ 1,149,597	43	\$ 18,457,576
<i>College of Fine Arts</i>	0	\$ -	4	\$ 271,150
<i>College of Liberal Arts</i>	3	\$ 639,684	21	\$ 7,872,281
<i>College of Sciences</i>	1	\$ 999,716	71	\$ 30,454,192
<i>Honors College</i>	0	\$ -	1	\$ 15,000
<i>Office of the Vice Provost for Faculty Affairs &amp; Diversity</i>	0	\$ -	0	\$ -
<i>EVP for Academic Affairs, Student Success, and P-16 Integration</i>	0	\$ -	0	\$ -
<i>Robert C. Vackar College of Business &amp; Entrepreneurship</i>	0	\$ -	0	\$ -
<b>Division of Governmental &amp; Community Relations</b>	0	\$ -	2	\$ 700,000
<b>Division of Health Affairs</b>				
<i>College of Health Professions</i>	0	\$ -	21	\$ 24,461,126
<i>School of Medicine</i>	14	\$ 34,381,927	98	\$ 135,249,931
<i>School of Nursing</i>	0	\$ -	0	\$ -
<i>School of Social Work</i>	0	\$ -	1	\$ 999,255
<b>Division of Research, Graduate Studies &amp; New Program</b>	0	\$ -	2	\$ 8,004,806
<b>Finance &amp; Administration</b>	0	\$ -	2	\$ 169,305
<b>Presidents Office</b>	3	\$ 36,756,805	3	\$ 36,756,805
<b>Strategic Enrollment</b>	1	\$ 709,306	1	\$ 709,306
<b>Student Success</b>	0	\$ -	3	\$ 1,713,126
<b>Grand Total</b>	<b>26</b>	<b>\$ 74,835,145</b>	<b>291</b>	<b>\$ 270,491,783</b>

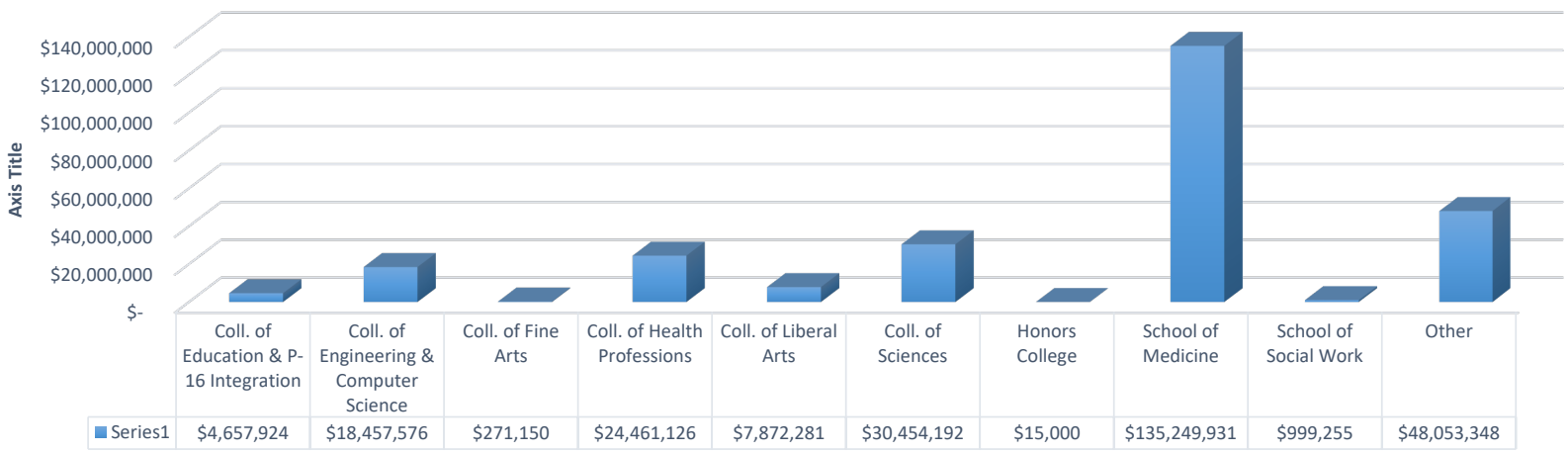
# SUBMISSION PERCENTAGE

>> BY COLLEGE/SCHOOLS

Sep 1, 2019 - Apr 30, 2020



FY 20 Proposals: Funds Requested by College/Schools



**The University of Texas Rio Grande Valley**  
**Proposals submitted in April**

COLLEGE/DIVISION	DEPARTMENT	PI NAME	PROJECT TITLE	AGENCY/SPONSOR NAME	Total
College of Education & P-16 Integration	Bilingual & Literacy Studies	Kambara, Hitomi	The Impact of Social Orientation on U.S. and Japanese College Students' Reading Motivation: Global Perspectives	National Endowment for the Humanities	\$ 60,000
College of Education & P-16 Integration	Teaching & Learning	Lu, Ming-Tsan	Coping with Virus Diffusion through Resilience, Action of Personal Care and Information Discernment	National Science Foundation	\$ 138,110
College of Engineering & Computer Science	Ctr for Mfg TX Mfg Asst Ctr	Ortiz, David	Trusted Business Advisor	NIST/ UT Arlington	\$ 150,000
College of Engineering & Computer Science	Mfg & Industrial Engineering	Akundi, Satya	Enhancing Engineering and Technology Career Pathways: Recruiting, Retaining, and Graduating Underrepresented Students in the Era of Digital Transformation	National Science Foundation	\$ 999,597
College of Liberal Arts	Interdiscip Prg & Commun Engmt	De La Trinidad, Maritza	"We Are Asking for Equal Education:" Mexican Americans and the Movement for Educational Equity and Reform in the Southwest, 1950-2000	National Endowment for the Humanities	\$ 60,000
College of Liberal Arts	Psychological Science	Gil, Mario	Influence of psychosocial risk factors on cognition in older Hispanics/Latinos with and without ADRD	Texas Alzheimer's Research and Care Consortium	\$ 330,000
College of Liberal Arts	Psychological Science	Lin, Yu-Cheng	Cognitive Architecture of Monolingual and Bilingual Language Processing	James S. McDonnell Foundation	\$ 249,684
College of Sciences	Mathematical & Statistical Sci	Ortiz Galarza, Mayra	Cultivating Minority Mathematicians for the Workforce: Creating the Path for Underrepresented Students in Mathematics and Mathematics Education.	National Science Foundation	\$ 999,716
President's Office	Office of the President	Gonzales, Veronica	Emergency Financial Aid Grants to Students under the CARES Act	U.S. Department of Education	\$ 17,167,129
President's Office	Office of the President	Gonzales, Veronica	Institutional Emergency Relief Funds under the CARES Act	U.S. Department of Education	\$ 17,167,129
President's Office	Office of the President	Gonzales, Veronica	CARES ACT Higher Education Emergency Relief Fund- MSI	U.S. Department of Education	\$ 2,422,547
School of Medicine	Immunology and Microbiology	Chauhan, Subhash	Addressing HCC disparity in Hispanic population of Rio Grande Valley	National Institutes of Health (NIH)	\$ 3,401,422
School of Medicine	Immunology and Microbiology	Hafeez, Bilal	Role of UBTF in prostate carcinogenesis	The Elsa U. Pardee Foundation	\$ 125,090
School of Medicine	Immunology and Microbiology	Jaggi, Meena	Novel therapeutic strategy for the treatment of metastatic castration resistant prostate cancer	National Institutes of Health (NIH)	\$ 2,540,440
School of Medicine	Immunology and Microbiology	Khan, Sheema	A miR-145 Based Combination Nanotherapy for Pancreatic Cancer	National Institutes of Health (NIH)	\$ 2,270,765

**The University of Texas Rio Grande Valley**  
**Proposals submitted in April**

COLLEGE/DIVISION	DEPARTMENT	PI NAME	PROJECT TITLE	AGENCY/SPONSOR NAME	Total
School of Medicine	Immunology and Microbiology	Tripathi, Manish	Novel long noncoding RNA Malat1: A potential therapeutic target of Alzheimer disease and Dementia	Texas Alzheimer's Research and Care Consortium	\$ 860,888
School of Medicine	Immunology and Microbiology	Yallapu, Murali	microRNA biomarker for NAFLD in Hispanic population in RGV region	National Institutes of Health (NIH)	\$ 399,575
School of Medicine	Neuroscience	Maestre, Gladys	A Culturally Adapted and Innovative Therapeutic Intervention for Hispanic with Alzheimer's Disease: An Experimental Investigation	Texas Alzheimer's Research and Care Consortium	\$ 411,160
School of Medicine	Neuroscience	Maestre, Gladys	Promoting Diverse Perspectives by Addressing Health Disparities Related to Alzheimer's and all Dementias	Alzheimer's Association/NIH	\$ 17,481
School of Medicine	Ofc of Human Genetics	Almeida, Marcio	Detection of early Alzheimer's disease's endophenotypes relevant for the Hispanic population	Texas Alzheimer's Research and Care Consortium	\$ 277,093
School of Medicine	Ofc of Human Genetics	Curran, Joanne	Assessing the Influence of the Human Lipidome on Risk of Diabetes in a Minority Population	National Institutes of Health (NIH)	\$ 3,279,888
School of Medicine	Ofc of Human Genetics	Curran, Joanne	Identification of Novel Endophenotypes Influencing Alzheimer's Disease and Cognitive Impairment	Texas Alzheimer's Research and Care Consortium	\$ 576,245
School of Medicine	Ofc of Human Genetics	Kos, Mark	Sudden Unexpected Death in Epilepsy (SUDEP) in the Baboon: Assessment of Potential Human Biomarkers	UTHSCSA / NIH	\$ 286,422
School of Medicine	Ofc of Human Genetics	Williams-Blangero, Sarah	Center for Cellular Epidemiology of Hispanic Health	National Institutes of Health (NIH)	\$ 18,936,905
School of Medicine	School of Medicine	Banks, James	RGV COVID-19 Telehealth	Federal Communications Commission	\$ 998,553
Strategic Enrollment	Financial Aid	Ozuna, Elias	UTRGV AmeriCorps	Private/Foundation	\$ 709,306
<b>Grand Total</b>					<b>\$ 74,835,145</b>



**The University of Texas Rio Grande Valley**  
**Proposal Submission by College/School - Monthly**

	QTR 1 - FY2020		QTR 2 - FY2020		MAR - FY2020		APR - FY2020		FY 2020 - YTD	
<b>Proposal Submission</b>	Count	Amount Requested	Count	Amount Requested	Count	Amount Requested	Count	Amount Requested	Count	Amount Requested
<b>Academic Affairs</b>										
<i>College of Education &amp; P-16 Integration</i>	7	\$ 3,466,363	6	\$ 845,762	3	\$ 147,689	2	\$ 198,110	18	\$ 4,657,924
<i>College of Engineering &amp; Computer Science</i>	16	\$ 3,823,983	15	\$ 7,461,210	10	\$ 6,022,787	2	\$ 1,149,597	43	\$ 18,457,576
<i>College of Fine Arts</i>	1	\$ 150,000	2	\$ 21,150	1	\$ 100,000	0	\$ -	4	\$ 271,150
<i>College of Liberal Arts</i>	5	\$ 4,278,850	10	\$ 2,846,025	3	\$ 107,722	3	\$ 639,684	21	\$ 7,872,281
<i>College of Sciences</i>	28	\$ 10,925,892	30	\$ 16,454,264	12	\$ 2,074,320	1	\$ 999,716	71	\$ 30,454,192
<i>Honors College</i>	0	\$ -	1	\$ 15,000	0	\$ -	0	\$ -	1	\$ 15,000
<i>Office of the Vice Provost for Faculty Affairs &amp; Diversity</i>	0	\$ -	0	\$ -	0	\$ -	0	\$ -	0	\$ -
<i>Provost Office-Academic Affairs</i>	0	\$ -	0	\$ -	0	\$ -	0	\$ -	0	\$ -
<i>Robert C. Vackar College of Business &amp; Entrepreneurship</i>	0	\$ -	0	\$ -	0	\$ -	0	\$ -	0	\$ -
									0	\$ -
Division of Governmental & Community	0	\$ -	2	\$ 700,000	0	\$ -	0	\$ -	2	\$ 700,000
<b>Division of Health Affairs</b>										
<i>College of Health Professions</i>	8	\$ 8,953,991	10	\$ 8,476,435	3	\$ 7,030,700	0	\$ -	21	\$ 24,461,126
<i>School of Medicine</i>	32	\$ 47,040,822	39	\$ 45,310,731	13	\$ 8,516,451	14	\$ 34,381,927	98	\$ 135,249,931
<i>School of Nursing</i>	0	\$ -	0	\$ -	0	\$ -	0	\$ -	0	\$ -
<i>School of Social Work</i>	0	\$ -	1	\$ 999,255	0	\$ -	0	\$ -	1	\$ 999,255
Division of Research, Graduate Studies &	0	\$ -	1	\$ 4,000	1	\$ 8,000,806	0	\$ -	2	\$ 8,004,806
Finance & Administration	2	\$ 169,305	0	\$ -	0	\$ -	0	\$ -	2	\$ 169,305
Presidents Office	0	\$ -	0	\$ -	0	\$ -	3	\$ 36,756,805	3	\$ 36,756,805
Strategic Enrollment	0	\$ -	0	\$ -	0	\$ -	1	\$ 709,306	1	\$ 709,306
Student Success	1	\$ 20,000	2	\$ 1,693,126	0	\$ -	0	\$ -	3	\$ 1,713,126
<b>Grand Total</b>	<b>100</b>	<b>\$ 78,829,206</b>	<b>119</b>	<b>\$ 84,826,958</b>	<b>46</b>	<b>\$32,000,475</b>	<b>26</b>	<b>\$ 74,835,145</b>	<b>291</b>	<b>\$ 270,491,783</b>

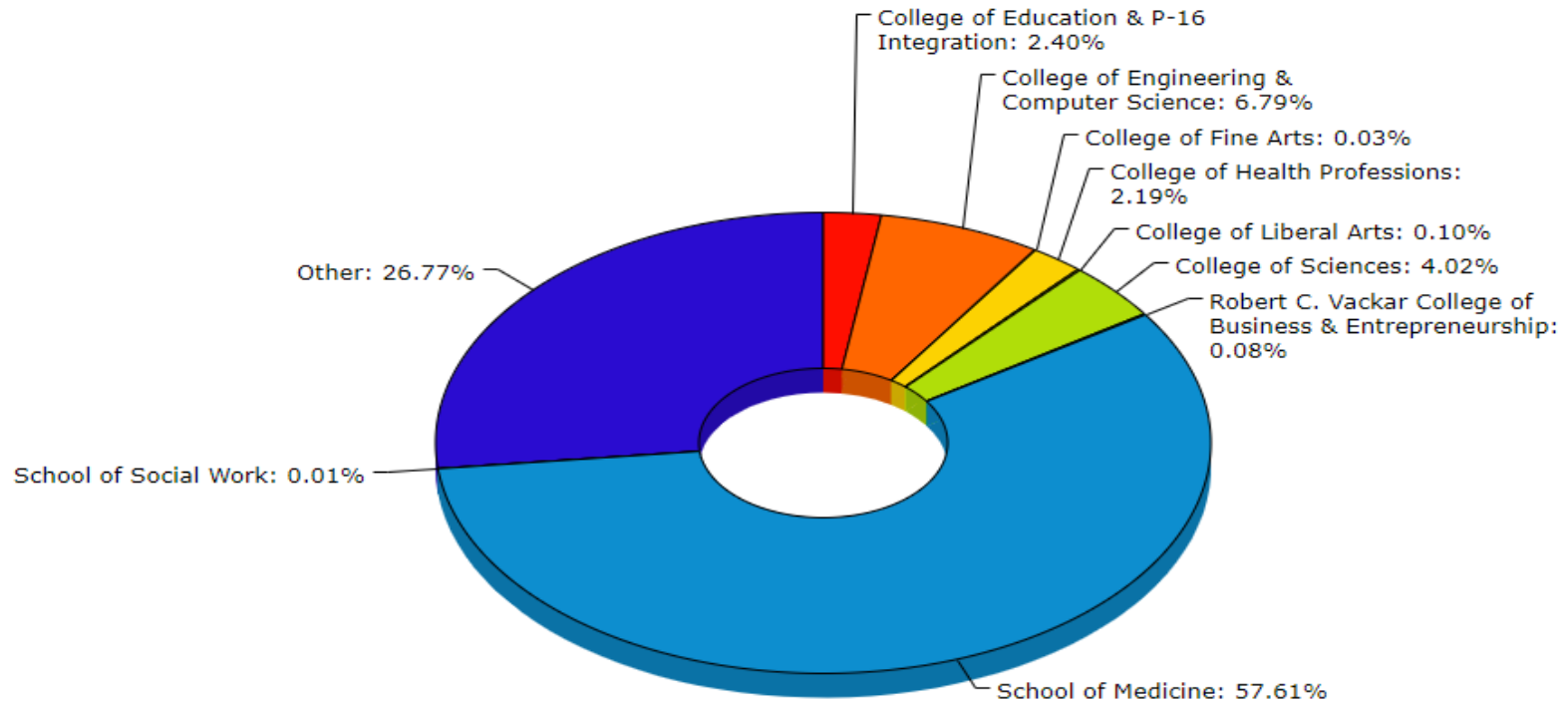
**The University of Texas Rio Grande Valley**  
**Awards by Schools/Colleges**

Awards	APR - FY2020 Apr 1, 2020 - Apr 30, 2020		FY 2020 - YTD Sep 1, 2019 - Apr 30, 2020	
	Count of Awards	Sum of Total	Count of Awards	Sum of Total
<b>Academic Affairs</b>				
<i>College of Education &amp; P-16 Integration</i>	0	\$ -	4	\$ 1,774,924
<i>College of Engineering &amp; Computer Science</i>	2	\$ 104,373	21	\$ 5,025,302
<i>College of Fine Arts</i>	0	\$ -	2	\$ 32,000
<i>College of Liberal Arts</i>	0	\$ -	4	\$ 72,405
<i>College of Sciences</i>	3	\$ 358,042	29	\$ 2,977,728
<i>Honors College</i>	0	\$ -	0	\$ -
<i>Office of the Vice Provost for Faculty Affairs &amp; Diversity</i>	0	\$ -	0	\$ -
<i>EVP for Academic Affairs, Student Success, and P-16 Integration</i>	0	\$ -	0	\$ -
<i>Robert C. Vackar College of Business &amp; Entrepreneurship</i>	0	\$ -	1	\$ 59,000
<b>Division of Governmental &amp; Community Relations</b>	1	\$ 385,000	8	\$ 1,047,174
<b>Division of Health Affairs</b>				
<i>College of Health Professions</i>	0	\$ -	7	\$ 1,622,670
<i>School of Medicine</i>	2	\$ 38,528,852	29	\$ 42,617,210
<i>School of Nursing</i>	0	\$ -	0	\$ -
<i>School of Social Work</i>	0	\$ -	1	\$ 10,000
<b>Division of Research, Graduate Studies &amp; New Program</b>	0	\$ -	9	\$ 1,089,498
<b>Finance &amp; Administration</b>	0	\$ -	2	\$ 131,600
<b>Presidents Office</b>	1	\$ 17,167,129	1	\$ 17,167,129
<b>Strategic Enrollment</b>	0	\$ -	1	\$ 55,000
<b>Student Success</b>	0	\$ -	6	\$ 305,798
<b>Grand Total</b>	<b>9</b>	<b>\$ 56,543,396</b>	<b>125</b>	<b>\$ 73,987,438</b>

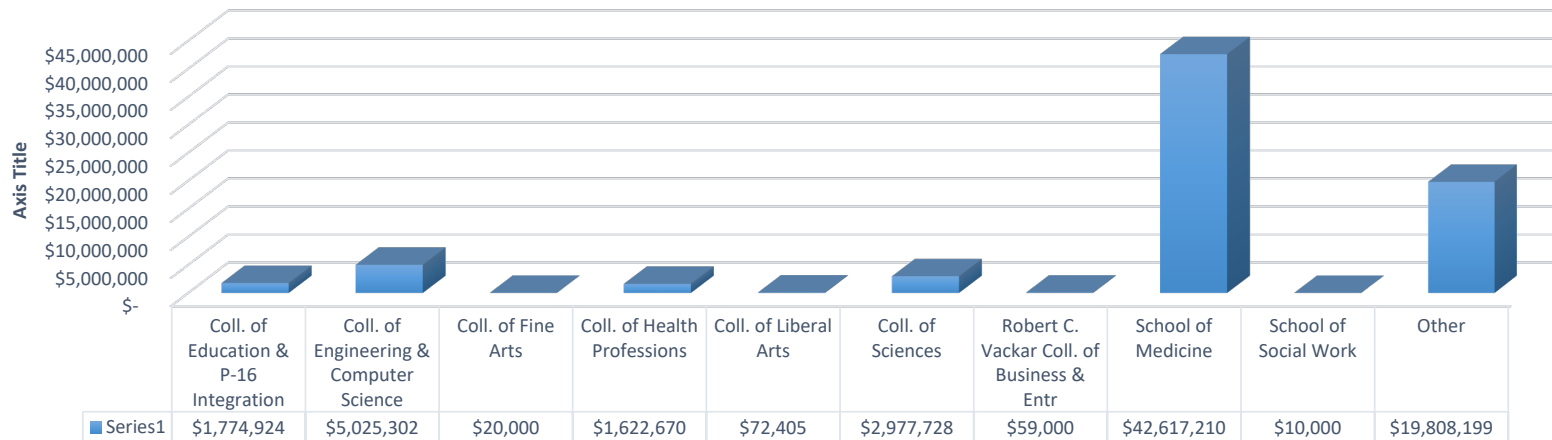
# AWARD PERCENTAGE

>> BY COLLEGE/SCHOOLS

Sep 1, 2019 - April 30, 2020



FY 20 Awards Received by College/Schools



**The University of Texas Rio Grande Valley**  
**Awards received in April**

College/School	Department	PI Name	Awards	Type of Project	Sponsor	Total
College of Engineering & Computer Science	Civil Engineering	Oubeidillah, Abdoul	Lower Laguna Madre and Brownsville Ship Channel Watershed Protection Plan	New Award	Texas Commission on Environmental Quality	\$ 99,373
College of Engineering & Computer Science	Mechanical Engineering	Sarkar, Kamal	Vmobi [TM] An Innovative Device to Empower Blinds and Persons with Visual Impairment	New Award	Private/Foundation	\$ 5,000
College of Sciences	Biology	Perez, Kathryn	Conservation status evaluation of Trans-Pecos SGCN groundwater-dependent invertebrates	New Award	Texas State University	\$ 91,891
College of Sciences	Biology	Soti, Pushpa	Cover Crops for Soil Health: Demonstration of On-Farm Trial	New Award	Private/Foundation	\$ 19,620
College of Sciences	Ctr for Vector Borne Diseases	Vitek, Christopher	Bi-National Partnership for the Biological Control of the Asian Citrus	New Award	U.S. Department of Agriculture	\$ 246,531
Governmental & Community Relations	Business Development	Santos, Juan	UTRGV Veterans Business Outreach Center (VBOC)	New Award	U.S. Small Business Administration	\$ 385,000
President's Office	Office of the President	Gonzales, Veronica	Emergency Financial Aid Grants to Students Under the CARES Act	New Award	U.S. Department of Education	\$ 17,167,129
School of Medicine	Immunology and Microbiology	Chauhan, Subhash	Targeted Nanotherapy for Pancreatic Cancer	New Award	National Institutes of Health (NIH)	\$ 528,852
School of Medicine	Ofc of Human Genetics	Blangero, Sarah	THRIVE: A unique medical hub for improving health through advanced research and clinical care for the Rio Grande Valley	New Award	Private/Foundation	\$ 38,000,000
<b>Grand Total</b>						<b>\$ 56,543,396</b>

**The University of Texas Rio Grande Valley**  
**Awards by Schools/Colleges - Monthly**

Awards	QTR 1 - FY2020		QTR 2 - FY2020		MAR - FY2020		APR - FY2020		FY 2020 - YTD	
	Count	Amount Awarded	Count	Amount Awarded	Count	Amount Awarded	Count	Amount Awarded	Count	Total Amount Awarded
<b>Academic Affairs</b>										
<i>College of Education &amp; P-16 Integration</i>	2	\$ 1,263,659	1	\$ 12,000	1	\$ 499,265	0	\$ -	4	\$ 1,774,924
<i>College of Engineering &amp; Computer Science</i>	15	\$ 4,285,218	3	\$ 35,716	1	\$ 599,995	2	\$ 104,373	21	\$ 5,025,302
<i>College of Fine Arts</i>	1	\$ 20,000	1	\$ 12,000	0	\$ -	0	\$ -	2	\$ 32,000
<i>College of Liberal Arts</i>	1	\$ 1,000	0	\$ -	3	\$ 71,405	0	\$ -	4	\$ 72,405
<i>College of Sciences</i>	13	\$ 1,190,830	8	\$ 235,156	5	\$ 1,193,700	3	\$ 358,042	29	\$ 2,977,728
<i>Honors College</i>	0	\$ -	0	\$ -	0	\$ -	0	\$ -	0	\$ -
<i>Office of the Vice Provost for Faculty Affairs &amp; Diversity</i>	0	\$ -	0	\$ -	0	\$ -	0	\$ -	0	\$ -
<i>Provost Office-Academic Affairs</i>	0	\$ -	0	\$ -	0	\$ -	0	\$ -	0	\$ -
<i>Robert C. Vackar College of Business &amp; Entrepreneurship</i>	1	\$ 59,000	0	\$ -	0	\$ -	0	\$ -	1	\$ 59,000
									0	\$ -
<b>Division of Governmental &amp; Community</b>	<b>3</b>	<b>\$ 363,916</b>	<b>1</b>	<b>\$ 13,000</b>	<b>3</b>	<b>\$ 285,258</b>	<b>1</b>	<b>\$ 385,000</b>	<b>8</b>	<b>\$ 1,047,174</b>
<b>Division of Health Affairs</b>										
<i>College of Health Professions</i>	5	\$ 1,086,770	1	\$ 100,000	1	\$ 435,900	0	\$ -	7	\$ 1,622,670
<i>School of Medicine</i>	8	\$ 1,241,447	13	\$ 1,753,669	6	\$ 1,093,242	2	\$ 38,528,852	29	\$ 42,617,210
<i>School of Nursing</i>	0	\$ -	0	\$ -	0	\$ -	0	\$ -	0	\$ -
<i>School of Social Work</i>	0	\$ -	1	\$ 10,000	0	\$ -	0	\$ -	1	\$ 10,000
<b>Division of Research, Graduate Studies &amp;</b>	<b>2</b>	<b>\$ 384,563</b>	<b>7</b>	<b>\$ 704,935</b>	<b>0</b>	<b>\$ -</b>	<b>0</b>	<b>\$ -</b>	<b>9</b>	<b>\$ 1,089,498</b>
<b>Finance &amp; Administration</b>	<b>0</b>	<b>\$ -</b>	<b>1</b>	<b>\$ 11,042</b>	<b>1</b>	<b>\$ 120,558</b>	<b>0</b>	<b>\$ -</b>	<b>2</b>	<b>\$ 131,600</b>
<b>Presidents Office</b>	<b>0</b>	<b>\$ -</b>	<b>0</b>	<b>\$ -</b>	<b>0</b>	<b>\$ -</b>	<b>1</b>	<b>\$ 17,167,129</b>	<b>1</b>	<b>\$ 17,167,129</b>
<b>Strategic Enrollment</b>	<b>1</b>	<b>\$ 55,000</b>	<b>0</b>	<b>\$ -</b>	<b>0</b>	<b>\$ -</b>	<b>0</b>	<b>\$ -</b>	<b>1</b>	<b>\$ 55,000</b>
<b>Student Success</b>	<b>2</b>	<b>\$ 80,000</b>	<b>4</b>	<b>\$ 225,798</b>	<b>0</b>	<b>\$ -</b>	<b>0</b>	<b>\$ -</b>	<b>6</b>	<b>\$ 305,798</b>
<b>Grand Total</b>	<b>54</b>	<b>\$10,031,403</b>	<b>41</b>	<b>\$ 3,113,316</b>	<b>21</b>	<b>\$ 4,299,323</b>	<b>9</b>	<b>\$ 56,543,396</b>	<b>125</b>	<b>\$ 73,987,438</b>