

The University of Texas Rio Grande Valley
 FY2020 Research Expenditures - **All Fund Groups**
 Year-to-Date as of October 31, 2019

| Unit | As of October 31, 2019 | | | | | As of October 31, 2018 | As of October 31, 2017 |
|------------------------------------|------------------------|---------------------|-------------------|-------------------|---------------------|------------------------|------------------------|
| | Federal | Institutional | Private | State | Grand Total | | |
| Academic Affairs and Stdnt Success | \$ 621,606 | \$ 3,425,265 | \$ 94,735 | \$ 123,762 | \$ 4,265,367 | \$ 4,612,234 | \$ 1,479,025 |
| Division of Health Affairs | \$ 752,492 | \$ 1,841,066 | \$ 536,047 | \$ 70,702 | \$ 3,200,306 | \$ 2,138,448 | \$ 1,707,453 |
| Finance & Administration | - | \$ 1,512 | \$ 9,481 | - | \$ 10,993 | \$ 7,920 | - |
| Research Grad Studies New Pgms | \$ 256,719 | \$ 99,322 | \$ (112) | \$ 217,401 | \$ 573,330 | \$ 522,672 | \$ 277,001 |
| Strategic Enrollment | - | \$ 1,487 | - | - | \$ 1,487 | - | - |
| Grand Total | \$ 1,630,817 | \$ 5,368,651 | \$ 640,151 | \$ 411,865 | \$ 8,051,484 | \$ 7,281,274 | \$ 3,463,479 |

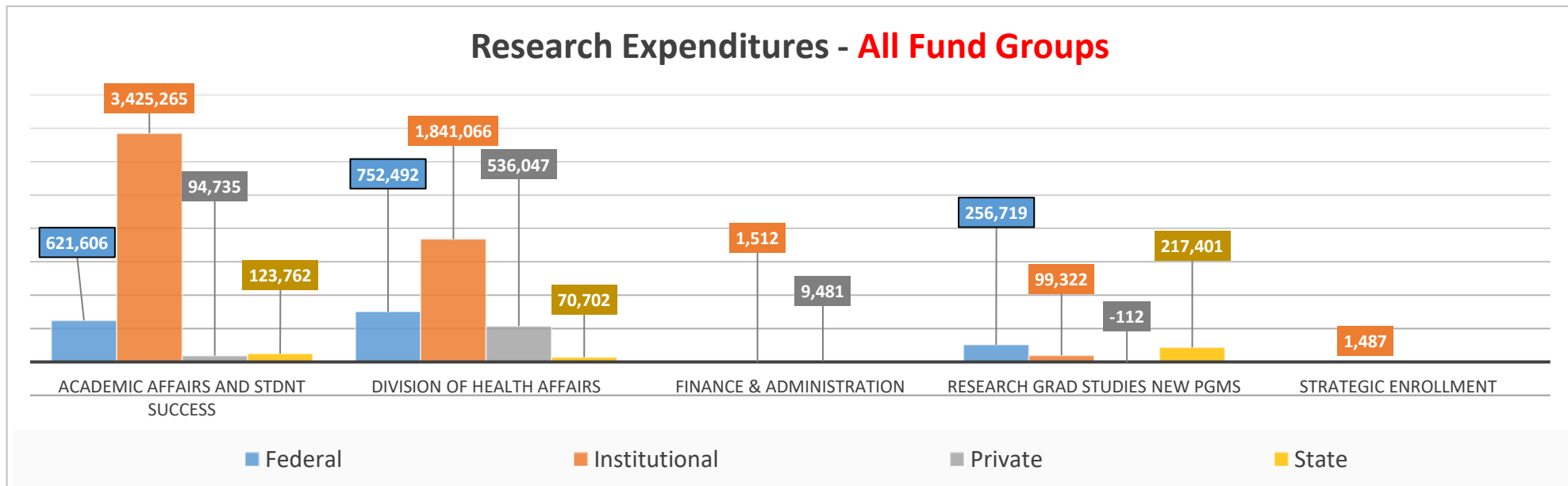
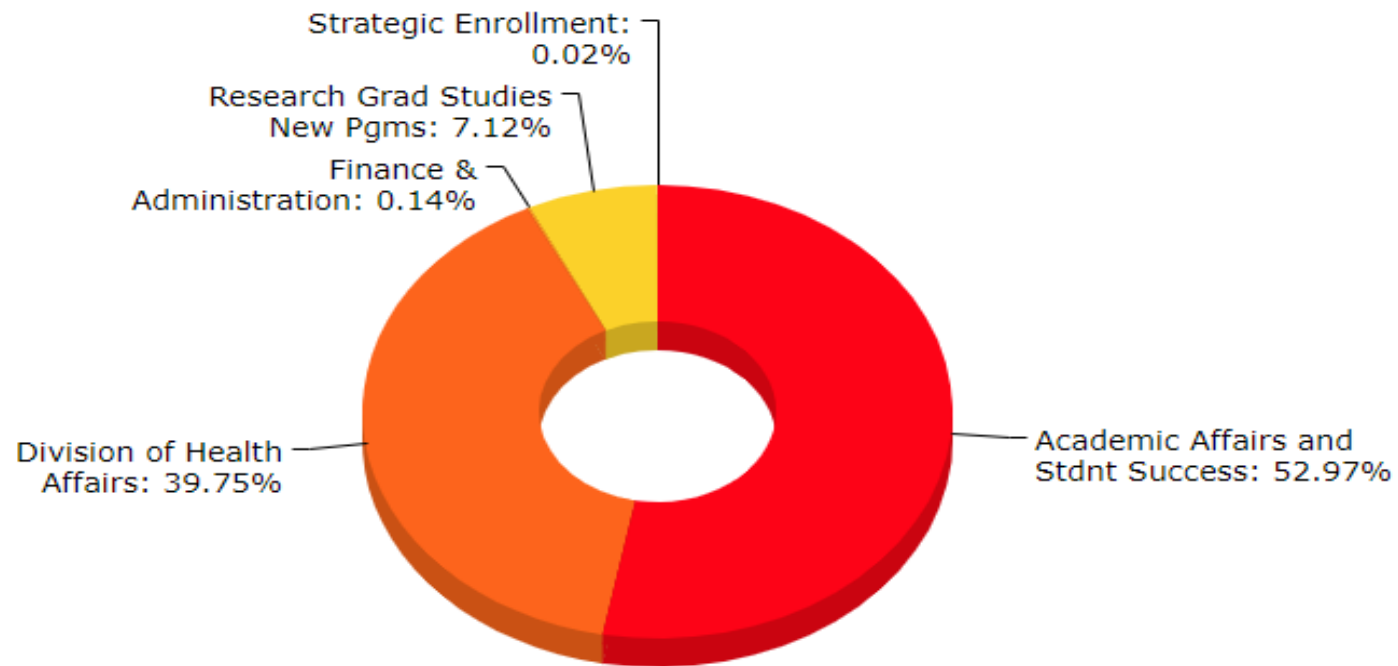
The University of Texas Rio Grande Valley
 FY2020 Research Expenditures - **Restricted**
 Year-to-Date as of October 31, 2019

| Unit | As of October 31, 2019 | | | | | As of October 31, 2018 | As of October 31, 2017 |
|------------------------------------|------------------------|---------------|-------------------|-------------------|---------------------|------------------------|------------------------|
| | Federal | Institutional | Private | State | Grand Total | | |
| Academic Affairs and Stdnt Success | \$ 509,961 | - | \$ 92,421 | \$ 75,023 | \$ 677,405 | \$ 865,987 | \$ 1,046,176 |
| Division of Health Affairs | \$ 593,588 | - | \$ 487,876 | \$ 49,043 | \$ 1,130,507 | \$ 770,582 | \$ 534,876 |
| Finance & Administration | - | - | \$ 9,481 | - | \$ 9,481 | - | - |
| Research Grad Studies New Pgms | \$ 205,812 | - | \$ (112) | \$ 141,641 | \$ 347,342 | \$ 263,433 | \$ 109,476 |
| Grand Total | \$ 1,309,362 | - | \$ 589,666 | \$ 265,707 | \$ 2,164,735 | \$ 1,900,002 | \$ 1,690,528 |

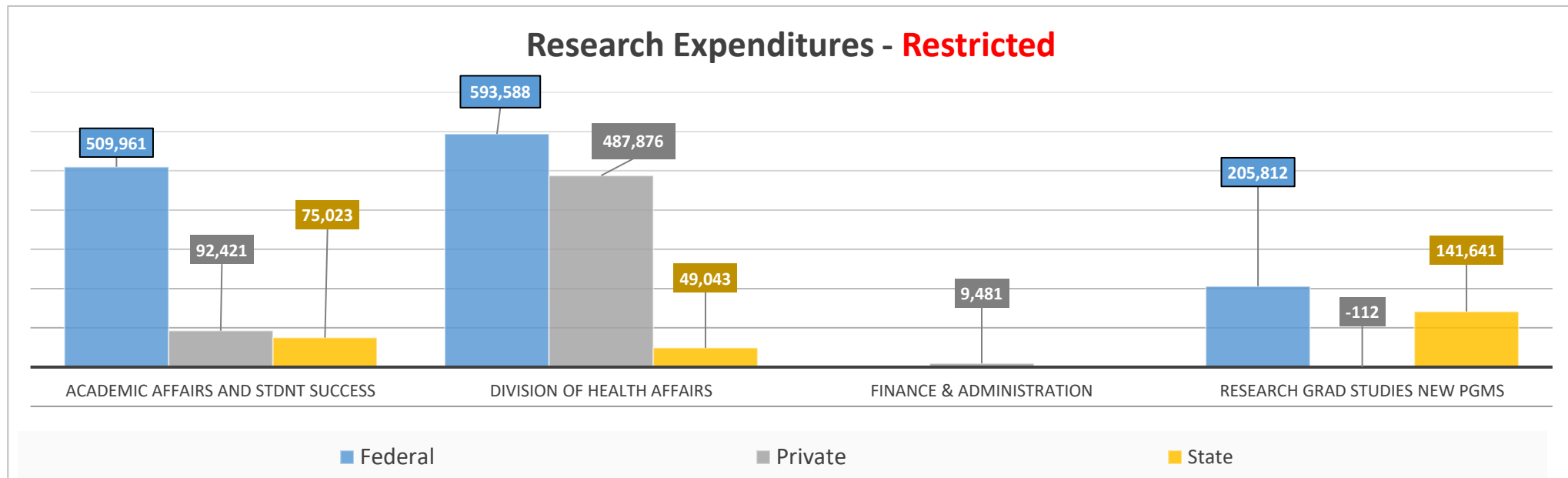
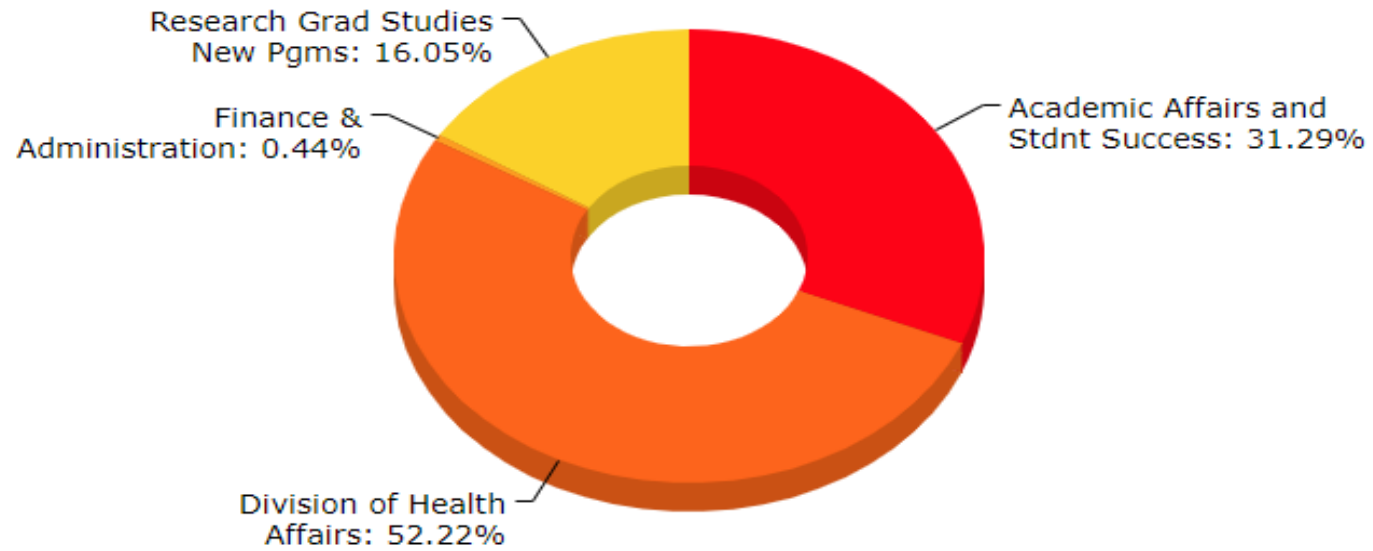
Note:

Indirect Costs and Pass-through expenditures have been excluded from the Research Expenditures Report. Restricted research should not include indirect costs and pass-through expenditures in order to match the Sources and Uses report which follows the Texas Higher Education Coordinating Board's Standards and Accounting Methods for Reporting Restricted Research Expenditures.

Research Expenditures - All Fund Groups Year-to-Date as of October 31, 2019

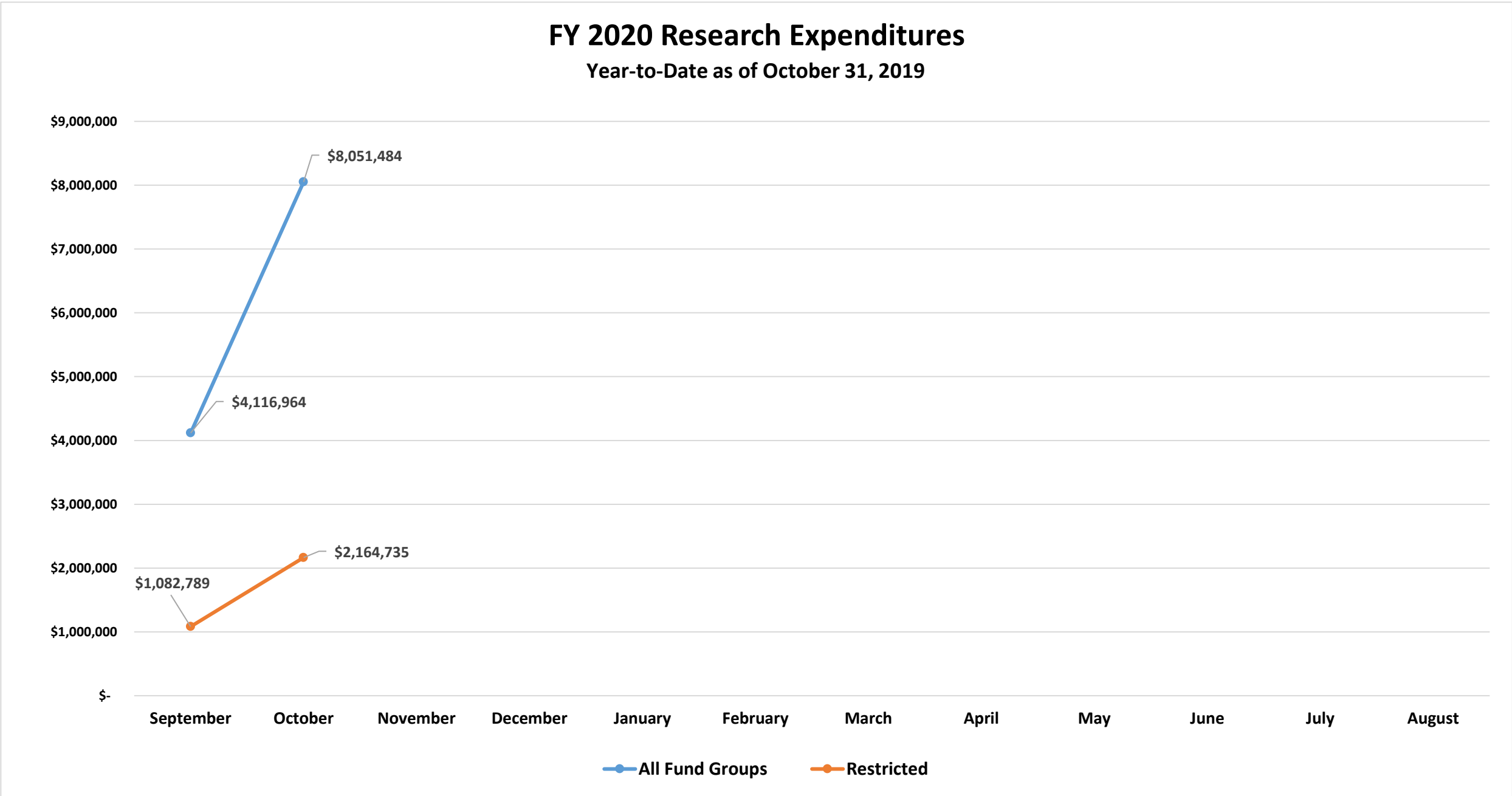


Research Expenditures - Restricted Year-to-Date as of October 31, 2019



FY 2020 Research Expenditures

Year-to-Date as of October 31, 2019



LEGEND

| | September | October | November | December | January | February | March | April | May | June | July | August |
|------------------------|--------------|--------------|----------|----------|---------|----------|-------|-------|-----|------|------|--------|
| All Fund Groups | \$ 4,116,964 | \$ 8,051,484 | | | | | | | | | | |
| Restricted | \$ 1,082,789 | \$ 2,164,735 | | | | | | | | | | |

Note: Each month includes expenses starting September 1st all the way to that month

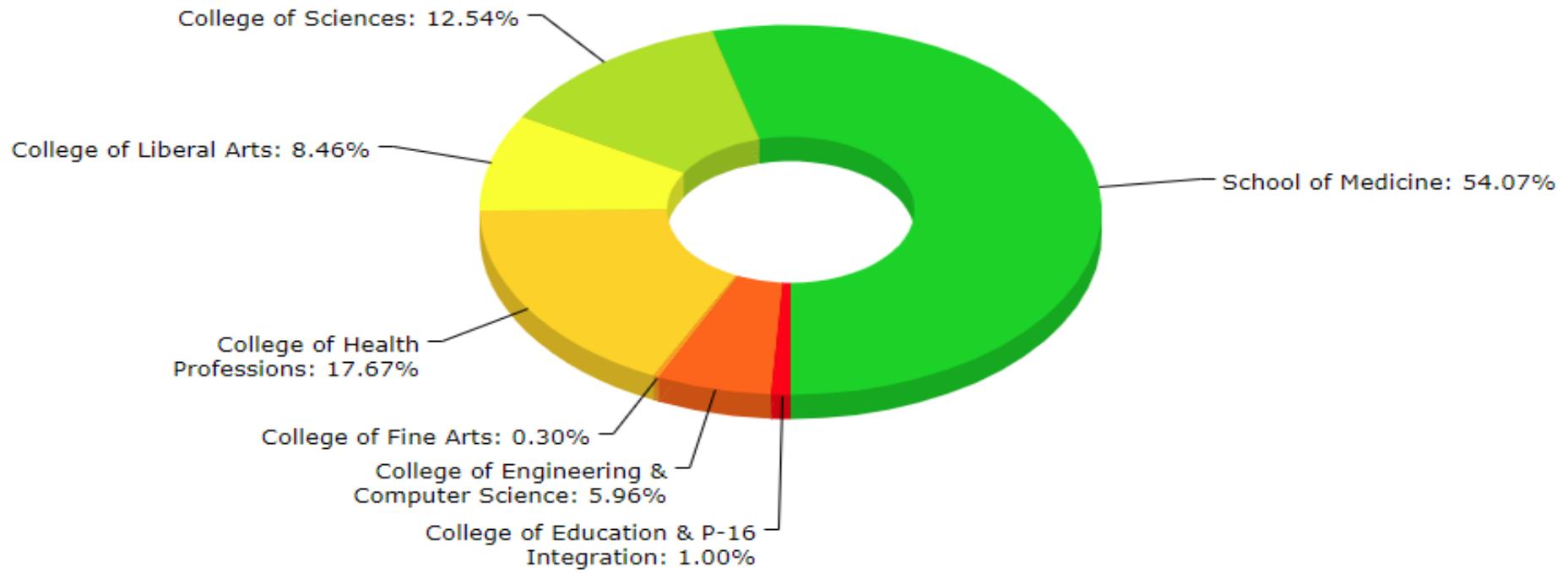
The University of Texas Rio Grande Valley
Proposal Submission by College/School

| Proposal Submission | OCT - FY2020 <i>Oct 1, 2019 - Oct 31, 2019</i> | | FY 2020 - YTD <i>Sep 1, 2019 - Oct 31, 2019</i> | |
|--|---|----------------------|--|----------------------|
| | Count | Amount Requested | Count | Amount Requested |
| Academic Affairs | | | | |
| <i>College of Education & P-16 Integration</i> | 0 | \$ - | 1 | \$ 498,688 |
| <i>College of Engineering & Computer Science</i> | 5 | \$ 1,723,937 | 8 | \$ 2,986,413 |
| <i>College of Fine Arts</i> | 1 | \$ 150,000 | 1 | \$ 150,000 |
| <i>College of Liberal Arts</i> | 2 | \$ 4,230,950 | 3 | \$ 4,240,950 |
| <i>College of Sciences</i> | 7 | \$ 2,890,632 | 14 | \$ 6,282,081 |
| <i>Office of the Vice Provost for Faculty Affairs & Diversity</i> | 0 | \$ - | 0 | \$ - |
| <i>EVP for Academic Affairs, Student Success, and P-16 Integration</i> | 0 | \$ - | 0 | \$ - |
| <i>Robert C. Vackar College of Business & Entrepreneurship</i> | 0 | \$ - | 0 | \$ - |
| Division of Governmental & Community Relations | 0 | \$ - | 0 | \$ - |
| Division of Health Affairs | | | | |
| <i>College of Health Professions</i> | 5 | \$ 3,191,119 | 7 | \$ 8,853,991 |
| <i>School of Medicine</i> | 14 | \$ 23,071,622 | 21 | \$ 27,093,590 |
| <i>School of Nursing</i> | 0 | \$ - | 0 | \$ - |
| <i>School of Social Work</i> | 0 | \$ - | 0 | \$ - |
| Division of Research, Graduate Studies & New Program | 0 | \$ - | 0 | \$ - |
| Finance & Administration | 0 | \$ - | 2 | \$ 169,305 |
| Presidents Office | 0 | \$ - | 0 | \$ - |
| Strategic Enrollment | 0 | \$ - | 0 | \$ - |
| Student Success | 0 | \$ - | 1 | \$ 20,000 |
| Grand Total | 34 | \$ 35,258,260 | 58 | \$ 50,295,018 |

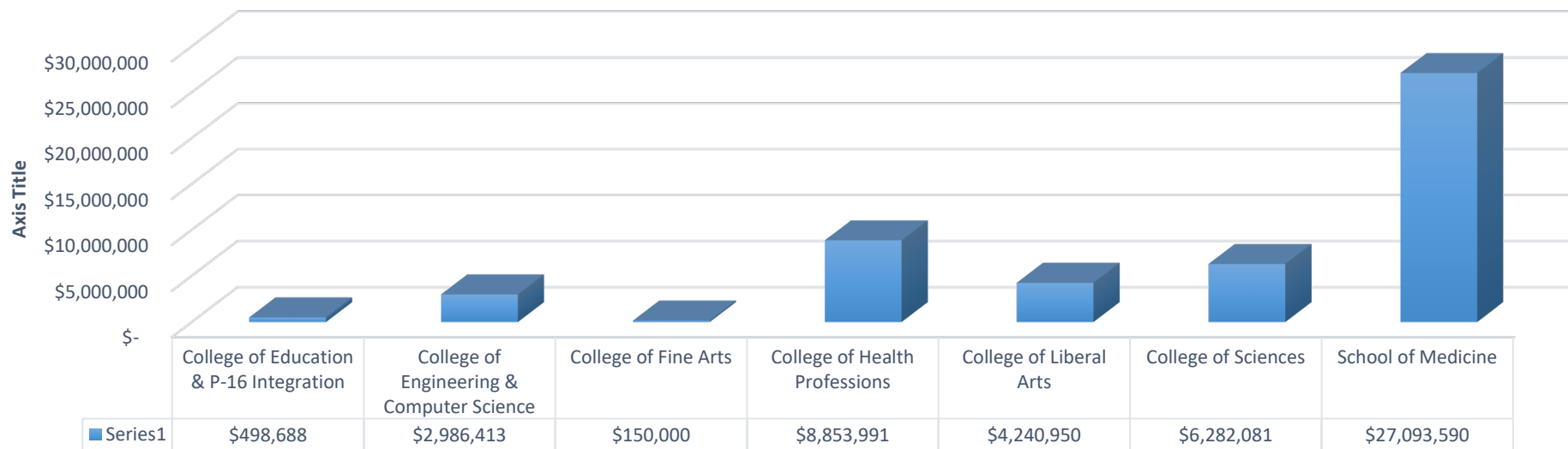
SUBMISSION PERCENTAGE

>> BY COLLEGE/SCHOOLS

Sep 1, 2019 - Oct 31, 2019



FY 20 Proposals: Funds Requested by College/Schools



The University of Texas Rio Grande Valley
Proposals submitted in October

| COLLEGE/DIVISION | DEPARTMENT | PI NAME | PROGRAM NAME | AGENCY/SPONSOR NAME | Total |
|---|--|-----------------------|---|-------------------------------------|--------------|
| College of Engineering and Computer Science | Electrical and Computer Engineering | Wongkasem, Nantakan | Development of Graphene-Based Flexible Layered Optical Meta-Lenses | Private/Foundation | \$ 150,000 |
| College of Engineering and Computer Science | Manufacturing and Industrial Engineering | Srivastava, Anil | Hybrid Modeling for Real-Time Control and Optimization of Grinding Process | Private/Foundation | \$ 1,043,937 |
| College of Engineering and Computer Science | Manufacturing and Industrial Engineering | Srivastava, Anil | Self-Powered Sensing and Data Science for Smart Manufacturing | Private/Foundation | \$ 125,000 |
| College of Engineering and Computer Science | Mechanical Engineering | Sarkar, Kamal | Vmobi [TM] An Innovative Device to Empower Blinds and persons with Visual Impairment | Private/Foundation | \$ 5,000 |
| College of Engineering and Computer Science | Mechanical Engineering | Tarawneh, Constantine | Proposal to Establish a National Institute for Rail Safety Improvements (NIRSI) | Federal Railroad Administration | \$ 400,000 |
| College of Fine Arts | Art | Berger, Elizabeth | The Fusion Project: Building Empathy through Augmented Reality | Private/Foundation | \$ 150,000 |
| College of Health Professions | Communication Sciences & Disorders | Mishra, Sri | Development of medial efferent mechanisms in children | National Institutes of Health (NIH) | \$ 1,816,250 |
| College of Health Professions | Communication Sciences & Disorders | Mishra, Sri | Efferent modulation of cochlear compression and tuning | National Institutes of Health (NIH) | \$ 435,900 |
| College of Health Professions | Health & Biomedical Sciences | Banu, Jameela | Characterizing the health benefits of Salvia hispanica | National Institutes of Health (NIH) | \$ 435,900 |
| College of Health Professions | Health & Biomedical Sciences | Ndeta, George | The Role of Dogs in West Nile Virus Gene-Mixing in the Rio Grande Valley | National Institutes of Health (NIH) | \$ 406,134 |
| College of Health Professions | Health & Human Performance | Wang, Lin | South Texas Early Prevention Study Preschool (STEPS-PS) Project | Private/Foundation | \$ 96,935 |
| College of Liberal Arts | Psychological Science | Lin, Yu-Cheng | The Bilingual Mind in Action: The Psycholinguistic Units in Spoken Word Recognition in Japanese-English and Mandarin-English Bilingual Listeners from Computer Mouse Cursor Motions | Private/Foundation | \$ 18,800 |
| College of Liberal Arts | Psychological Science | Seligman, Laura | One-session Treatment for Dental Phobia in Youth in an Underserved Population | National Institutes of Health (NIH) | \$ 4,212,150 |
| College of Sciences | Biology | Sahoo, Nirakar | Modulation of cardiac ion channels by heme and heme degradation products | Private/Foundation | \$ 231,000 |
| College of Sciences | Biology | Soti, Pushpa | Integrating emerging technologies in sustainable food production | Private/Foundation | \$ 150,000 |
| College of Sciences | Chemistry | Plata, Erik | Mechanistic Studies of Organic Reactions | Private/Foundation | \$ 55,000 |
| College of Sciences | Mathematical and Statistical Sciences | Tsay, Jenq Jong | Generating and Testing Dynamic Models of the Development of Mathematical Knowledge for Teaching | National Science Foundation | \$ 149,204 |
| College of Sciences | Mathematical and Statistical Sciences | Yoon, Jasang | RUI: The spectral and structural theory of a community pair of operators | National Science Foundation | \$ 120,744 |

The University of Texas Rio Grande Valley
Proposals submitted in October

| COLLEGE/DIVISION | DEPARTMENT | PI NAME | PROGRAM NAME | AGENCY/SPONSOR NAME | Total |
|---------------------|---|-------------------------|---|--|----------------------|
| College of Sciences | Physics & Astronomy | Kim, HyeongJun | Elucidating DNA-binding protein effects on the structure and organization of chromosomes | National Institutes of Health (NIH) | \$ 1,631,844 |
| College of Sciences | School of Mathematical and Statistical Sciences | Roychowdhury, Mrinal | Quantization for Probability Distributions | National Science Foundation | \$ 552,840 |
| School of Medicine | Clinical Affairs | Nelson, Linda | UTRGV Unimóvil in the Mid-Valley: Impacting Colonia Primary Care | Private/Foundation | \$ 225,000 |
| School of Medicine | Human Genetics | Almeida, Marcio | Detecting Large-Scale gene expression signatures in diabetes | National Institutes of Health (NIH) | \$ 399,575 |
| School of Medicine | Human Genetics | Duggirala, Ravindranath | Age-Related Microbial Signatures for Diabetes Risk in Mexican Americans | National Institutes of Health (NIH) | \$ 3,681,769 |
| School of Medicine | Human Genetics | Duggirala, Ravindranath | Multifactorial determinants of cardiometabolic risk in Mexican Americans from childhood to young adulthood | National Institutes of Health (NIH) | \$ 3,565,191 |
| School of Medicine | Human Genetics | Howard, Tom | Trans-Omic Approaches to Factor VIII Immunogenicity in Hemophilia A | National Institutes of Health (NIH) | \$ 4,210,989 |
| School of Medicine | Human Genetics | Jenkinson, Christopher | Impact of host genome and oral microbiome on periodontal disease disparity in Mexican Americans | National Institutes of Health (NIH) | \$ 3,791,004 |
| School of Medicine | Immunology and Microbiology | Chauhan, Subhash | Photonics probing molecular specific structural disorder for cancer diagnostics | National Institutes of Health (NIH) | \$ 1,057,761 |
| School of Medicine | Immunology and Microbiology | Hafeez, Bilal | Targeting ribosome biogenesis and desmoplastic TME for the treatment of advanced pancreatic cancer | National Institutes of Health (NIH) | \$ 2,285,001 |
| School of Medicine | Immunology and Microbiology | Jaggi, Meena | Aspects of PKD1 in prostate tumor microenvironment | National Institutes of Health (NIH) | \$ 1,816,250 |
| School of Medicine | Immunology and Microbiology | Jaggi, Meena | Prostate Cancer Therapy by A Macrolactone | National Institutes of Health (NIH) | \$ 435,899 |
| School of Medicine | Immunology and Microbiology | Tripathi, Manish | LncRNA MALAT1: A Potential Therapeutic Targets for Alzheimer's Disease and Dementia | University of Tennessee Health Science Center Memphis /NIH | \$ 54,759 |
| School of Medicine | Immunology and Microbiology | Yallapu, Murali | Advanced Nanoparticles for Prostate Cancer | National Institutes of Health (NIH) | \$ 435,900 |
| School of Medicine | Internal Medicine | Martin, Jessica | Alzheimer's Disease Research Centers | University of Texas Health Science Center at Houston / NIH | \$ 236,550 |
| School of Medicine | Neuroscience | Maestre, Gladys | myGoalsfor Care: Development and testing an app to engage families living with dementia in shared decision making for advance care planning | UTHSCSA / NIH | \$ 875,974 |
| Grand Total | | | | | \$ 35,258,260 |

The University of Texas Rio Grande Valley
Proposal Submission by College/School - Monthly

| Proposal Submission | SEP - FY2020 | | OCT FY2020 | | NOV - FY2020 | | DEC - FY2020 | | FY 2020 - YTD | |
|---|--------------|----------------------|------------|----------------------|--------------|------------------|--------------|------------------|---------------|----------------------|
| | Count | Amount Requested | Count | Amount Requested | Count | Amount Requested | Count | Amount Requested | Count | Amount Requested |
| Academic Affairs | | | | | | | | | | |
| <i>College of Education & P-16 Integration</i> | 1 | \$ 498,688 | 0 | \$ - | | | | | 1 | \$ 498,688 |
| <i>College of Engineering & Computer Science</i> | 3 | \$ 1,262,476 | 5 | \$ 1,723,937 | | | | | 8 | \$ 2,986,413 |
| <i>College of Fine Arts</i> | 0 | \$ - | 1 | \$ 150,000 | | | | | 1 | \$ 150,000 |
| <i>College of Liberal Arts</i> | 1 | \$ 10,000 | 2 | \$ 4,230,950 | | | | | 3 | \$ 4,240,950 |
| <i>College of Sciences</i> | 7 | \$ 3,391,449 | 7 | \$ 2,890,632 | | | | | 14 | \$ 6,282,081 |
| <i>Office of the Vice Provost for Faculty Affairs & Diversity</i> | 0 | \$ - | 0 | \$ - | | | | | 0 | \$ - |
| <i>Provost Office-Academic Affairs</i> | 0 | \$ - | 0 | \$ - | | | | | 0 | \$ - |
| <i>Robert C. Vackar College of Business & Entrepreneurship</i> | 0 | \$ - | 0 | \$ - | | | | | 0 | \$ - |
| | | | | | | | | | 0 | \$ - |
| Division of Governmental & Community | 0 | \$ - | 0 | \$ - | | | | | 0 | \$ - |
| Division of Health Affairs | | | | | | | | | | |
| <i>College of Health Professions</i> | 2 | \$ 5,662,872 | 5 | \$ 3,191,119 | | | | | 7 | \$ 8,853,991 |
| <i>School of Medicine</i> | 7 | \$ 4,021,968 | 14 | \$ 23,071,622 | | | | | 21 | \$ 27,093,590 |
| <i>School of Nursing</i> | 0 | \$ - | 0 | \$ - | | | | | 0 | \$ - |
| <i>School of Social Work</i> | 0 | \$ - | 0 | \$ - | | | | | 0 | \$ - |
| Division of Research, Graduate Studies & | 0 | \$ - | 0 | \$ - | | | | | 0 | \$ - |
| Finance & Administration | 2 | \$ 169,305 | 0 | \$ - | | | | | 2 | \$ 169,305 |
| Presidents Office | 0 | \$ - | 0 | \$ - | | | | | 0 | \$ - |
| Strategic Enrollment | 0 | \$ - | 0 | \$ - | | | | | 0 | \$ - |
| Student Success | 1 | \$ 20,000 | 0 | \$ - | | | | | 1 | \$ 20,000 |
| Grand Total | 24 | \$ 15,036,758 | 34 | \$ 35,258,260 | 0 | \$ - | 0 | \$ - | 58 | \$ 50,295,018 |

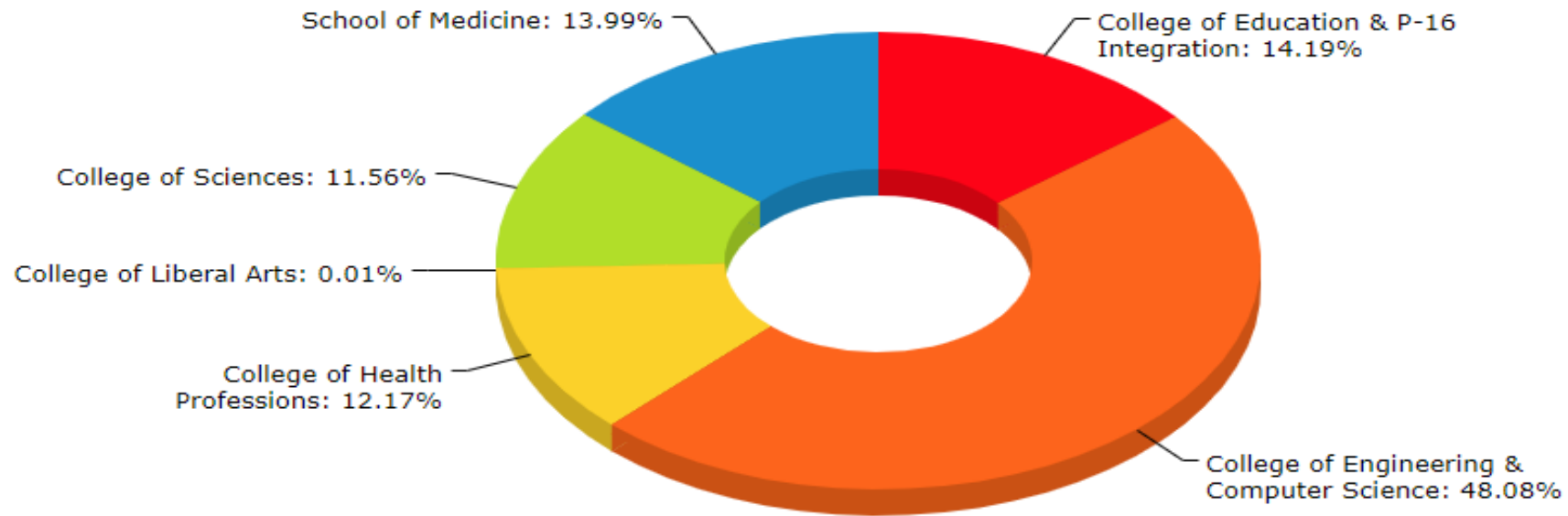
The University of Texas Rio Grande Valley
Awards by Schools/Colleges

| Awards | OCT - FY2020 <i>Oct 1, 2019 - Oct 31, 2019</i> | | FY 2020 - YTD <i>Sep 1, 2019 - Oct 31, 2019</i> | |
|--|--|---------------------|---|---------------------|
| | Count of Awards | Sum of Total | Count of Awards | Sum of Total |
| Academic Affairs | | | | |
| <i>College of Education & P-16 Integration</i> | 0 | \$ - | 1 | \$ 1,243,659 |
| <i>College of Engineering & Computer Science</i> | 1 | \$ 95,656 | 4 | \$ 4,214,468 |
| <i>College of Fine Arts</i> | 0 | \$ - | 0 | \$ - |
| <i>College of Liberal Arts</i> | 0 | \$ - | 1 | \$ 1,000 |
| <i>College of Sciences</i> | 6 | \$ 695,168 | 11 | \$ 1,013,247 |
| | | | | |
| <i>Office of the Vice Provost for Faculty Affairs & Diversity</i> | 0 | \$ - | 0 | \$ - |
| <i>EVP for Academic Affairs, Student Success, and P-16 Integration</i> | 0 | \$ - | 0 | \$ - |
| | | | | |
| <i>Robert C. Vackar College of Business & Entrepreneurship</i> | 0 | \$ - | 0 | \$ - |
| | | | | |
| Division of Governmental & Community Relations | 2 | \$ 351,793 | 3 | \$ 363,916 |
| | | | | |
| Division of Health Affairs | | | | |
| <i>College of Health Professions</i> | 2 | \$ 45,000 | 4 | \$ 1,066,770 |
| <i>School of Medicine</i> | 3 | \$ 264,004 | 6 | \$ 1,226,779 |
| <i>School of Nursing</i> | 0 | \$ - | 0 | \$ - |
| <i>School of Social Work</i> | 0 | \$ - | 0 | \$ - |
| | | | | |
| Division of Research, Graduate Studies & New Program | 0 | \$ - | 0 | \$ - |
| | | | | |
| Finance & Administration | 0 | \$ - | 0 | \$ - |
| | | | | |
| Presidents Office | 0 | \$ - | 0 | \$ - |
| | | | | |
| Strategic Enrollment | 0 | \$ - | 0 | \$ - |
| | | | | |
| Student Success | 1 | \$ 40,000 | 2 | \$ 80,000 |
| Grand Total | 15 | \$ 1,491,621 | 32 | \$ 9,209,839 |

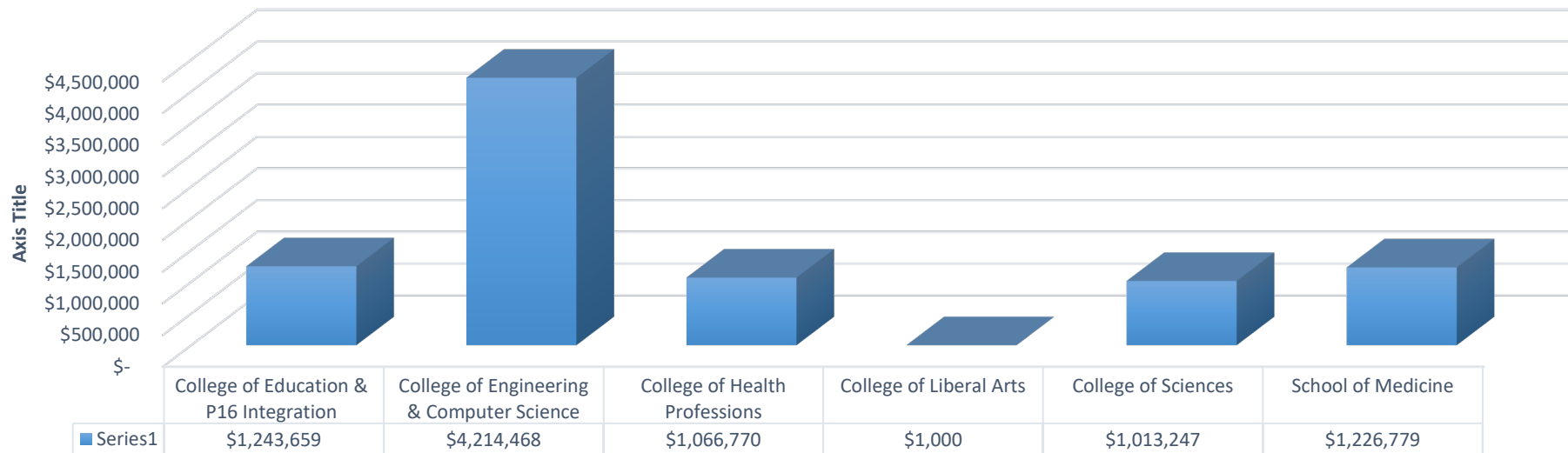
AWARD PERCENTAGE

>> BY COLLEGE/SCHOOLS

Sep 1, 2019 - Oct 31, 2019



FY 20 Awards Received by College/Schools



The University of Texas Rio Grande Valley
Awards received in October

| College/School | Department | PI Name | Awards | Type of Project | Sponsor | Total |
|--|---|---------------------|--|---|--------------------|---------------------|
| College of Engineering & Computer Science | Mechanical Engineering | Lozano, Karen | UTRGV-UMN Partnership for Fostering Innovation by Bridging Excellence in Research and Student Success | National Science Foundation | Additional Funding | \$ 95,656 |
| College of Health Professions | Rehabilitation Services & Counseling | Mercado, Fidencio | Addiction Technology Transfer Center HHS REGION 6 | The University of Texas at Austin | Amendment | \$ 20,000 |
| College of Health Professions | School of Rehabilitation Services & Counseling | Diallo, Abdoulaye | Institutional Research Capacity Building Infrastructure Model (IRCBIM) | Langston University | New Award | \$ 25,000 |
| College of Sciences | Biology | Gunn, Scott | FY20 JAMP Program- Edinburg | University of Texas System Admin Office | New Award | \$ 16,394 |
| College of Sciences | Biology | Wedig, Cindy | Premedical Honors College Program | Private/Foundation | New Award | \$ 60,555 |
| College of Sciences | Health Professions | Stern, Gustavo | FY20 JAMP - Brownsville | UT System | New Award | \$ 13,524 |
| College of Sciences | School of Earth, Environmental, and Marine Sciences | Hicks, David | NOAA Center for Coastal and Marine Sciences | Florida A&M University Board of Trustees | Additional Funding | \$ 527,948 |
| College of Sciences | School of Earth, Environmental, and Marine Sciences | Kang, Ji-Hoon James | Biochar-Geomedia Water Filter | U.S. Environmental Protection Agency | New Award | \$ 24,875 |
| College of Sciences | School of Earth, Environmental, and Marine Sciences | Racelis, Alexis | Experiential Training in Use of Unmanned Aerial Systems (UAS) Technology for Agricultural Applications | Texas A&M Corpus Christi / U.S. Department of Agriculture | Continuation | \$ 51,872 |
| Division of Governmental & Community Relations | Business Development | Juarez, Maria | UTRGV Small Business Development Center | UTSA / U.S. Small Business Administration | New Award | \$ 321,793 |
| Division of Governmental & Community Relations | Governmental & Community Relations | Gonzales, Veronica | Technical Assistance with Economic Development & Information Technology | Edinburg Economic Development Corporation | New Award | \$ 30,000 |
| School of Medicine | Human Genetics | Blangero, John | SOLAR - Eclipse Computational Tools for Imaging Genetics | University of Maryland | Amendment | \$ 54,004 |
| School of Medicine | Pediatrics | Escalona, Cristel | FY2020 Joint Admission Medical Program | University of Texas System Admin Office | New Award | \$ 60,000 |
| School of Medicine | Pediatrics | Griffin, Marsha | The Humanitarian Care Network | Private/Foundation | New Award | \$ 150,000 |
| Student Success | College Access Outreach Programs | Rios, Carlos | The University of Texas Rio Grande Valley Talent Search Project | U.S. Department of Education | Additional Funding | \$ 40,000 |
| Grand Total | | | | | | \$ 1,491,621 |

The University of Texas Rio Grande Valley
Awards by Schools/Colleges - Monthly

| | SEP - FY2020 | | OCT FY2020 | | NOV - FY2020 | | DEC - FY2020 | | FY 2020 - YTD | |
|---|--------------|-----------------------|--------------|-----------------------|--------------|-----------------------|--------------|-----------------------|---------------|-----------------------------|
| Awards | Count | Amount Awarded | Count | Amount Awarded | Count | Amount Awarded | Count | Amount Awarded | Count | Total Amount Awarded |
| Academic Affairs | | | | | | | | | | |
| <i>College of Education & P-16 Integration</i> | 1 | \$ 1,243,659 | 0 | \$ - | | | | | 1 | \$ 1,243,659 |
| <i>College of Engineering & Computer Science</i> | 3 | \$ 4,118,812 | 1 | \$ 95,656 | | | | | 4 | \$ 4,214,468 |
| <i>College of Fine Arts</i> | 0 | \$ - | 0 | \$ - | | | | | 0 | \$ - |
| <i>College of Liberal Arts</i> | 1 | \$ 1,000 | 0 | \$ - | | | | | 1 | \$ 1,000 |
| <i>College of Sciences</i> | 5 | \$ 318,079 | 6 | \$ 695,168 | | | | | 11 | \$ 1,013,247 |
| <i>Office of the Vice Provost for Faculty Affairs & Diversity</i> | 0 | \$ - | 0 | \$ - | | | | | 0 | \$ - |
| <i>Provost Office-Academic Affairs</i> | 0 | \$ - | 0 | \$ - | | | | | 0 | \$ - |
| <i>Robert C. Vackar College of Business & Entrepreneurship</i> | 0 | \$ - | 0 | \$ - | | | | | 0 | \$ - |
| Division of Governmental & Community | 1 | \$ 12,123 | 2 | \$ 351,793 | | | | | 3 | \$ 363,916 |
| Division of Health Affairs | | | | | | | | | | |
| <i>College of Health Professions</i> | 2 | \$ 1,021,770 | 2 | \$ 45,000 | | | | | 4 | \$ 1,066,770 |
| <i>School of Medicine</i> | 3 | \$ 962,775 | 3 | \$ 264,004 | | | | | 6 | \$ 1,226,779 |
| <i>School of Nursing</i> | 0 | \$ - | 0 | \$ - | | | | | 0 | \$ - |
| <i>School of Social Work</i> | 0 | \$ - | 0 | \$ - | | | | | 0 | \$ - |
| Division of Research, Graduate Studies & | 0 | \$ - | 0 | \$ - | | | | | 0 | \$ - |
| Finance & Administration | 0 | \$ - | 0 | \$ - | | | | | 0 | \$ - |
| Presidents Office | 0 | \$ - | 0 | \$ - | | | | | 0 | \$ - |
| Strategic Enrollment | 0 | \$ - | 0 | \$ - | | | | | 0 | \$ - |
| Student Success | 1 | \$ 40,000 | 1 | \$ 40,000 | | | | | 2 | \$ 80,000 |
| Grand Total | 17 | \$ 7,718,218 | 15 | \$ 1,491,621 | 0 | \$ - | 0 | \$ - | 32 | \$ 9,209,839 |