

The University of Texas Rio Grande Valley  
 FY2020 Research Expenditures - **All Fund Groups**  
 Year-to-Date as of January 31, 2020

Unit	As of January 31, 2020					As of January 31, 2019	As of January 31, 2018
	Federal	Institutional	Private	State	Grand Total		
Academic Affairs and Stdnt Success	\$ 1,529,102	\$ 8,689,559	\$ 191,015	\$ 345,603	\$ 10,755,280	\$ 11,563,849	\$ 4,179,957
Division of Health Affairs	\$ 1,982,007	\$ 2,959,758	\$ 1,919,141	\$ 1,955,565	\$ 8,816,471	\$ 6,323,641	\$ 3,812,402
Finance & Administration	-	\$ 6,541	\$ 16,828	-	\$ 23,368	\$ 6,295	-
Research Grad Studies New Pgms	\$ 539,805	\$ 271,613	\$ 43,910	\$ 560,448	\$ 1,415,775	\$ 1,503,068	\$ 477,761
Strategic Enrollment	-	\$ 2,446	-	-	\$ 2,446	-	-
<b>Grand Total</b>	<b>\$ 4,050,914</b>	<b>\$ 11,929,916</b>	<b>\$ 2,170,894</b>	<b>\$ 2,861,616</b>	<b>\$ 21,013,340</b>	<b>\$ 19,396,854</b>	<b>\$ 8,470,120</b>

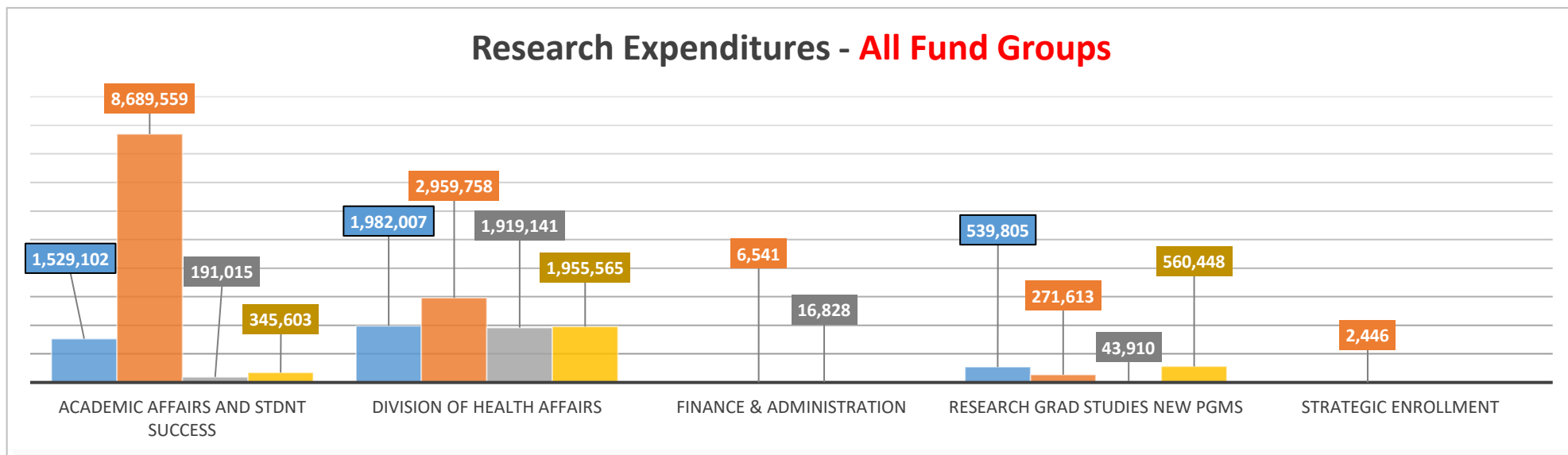
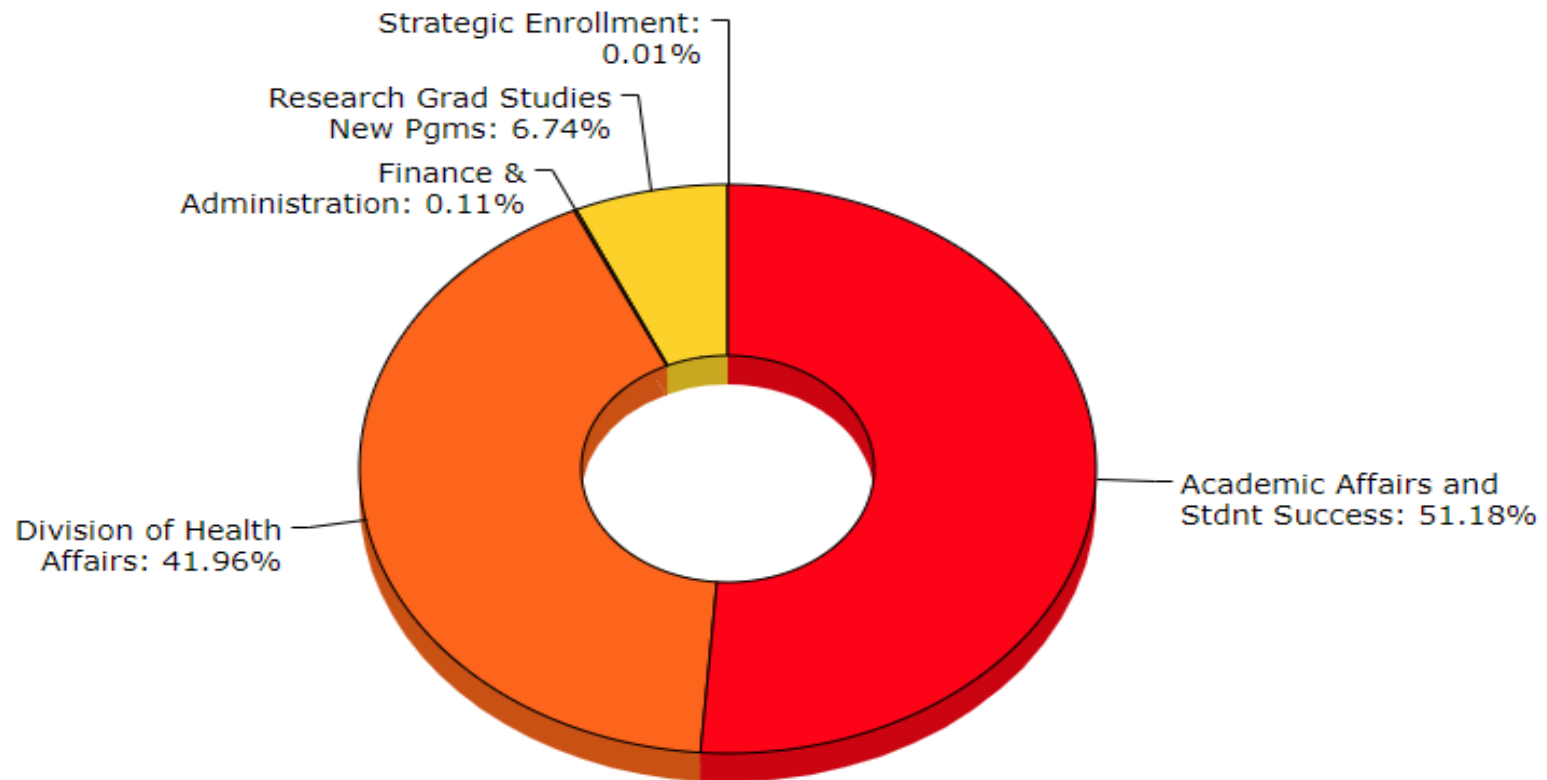
The University of Texas Rio Grande Valley  
 FY2020 Research Expenditures - **Restricted**  
 Year-to-Date as of January 31, 2020

Unit	As of January 31, 2020					As of January 31, 2019	As of January 31, 2018
	Federal	Institutional	Private	State	Grand Total		
Academic Affairs and Stdnt Success	\$ 1,244,953	-	\$ 179,683	\$ 197,735	\$ 1,622,371	\$ 2,144,506	\$ 2,873,232
Division of Health Affairs	\$ 1,536,413	-	\$ 1,730,741	\$ 147,298	\$ 3,414,452	\$ 2,428,803	\$ 1,042,057
Finance & Administration	-	-	\$ 16,828	-	\$ 16,828	-	-
Research Grad Studies New Pgms	\$ 427,135	-	\$ 43,910	\$ 266,099	\$ 737,144	\$ 770,281	\$ 135,926
<b>Grand Total</b>	<b>\$ 3,208,501</b>	<b>-</b>	<b>\$ 1,971,161</b>	<b>\$ 611,132</b>	<b>\$ 5,790,794</b>	<b>\$ 5,343,590</b>	<b>\$ 4,051,215</b>

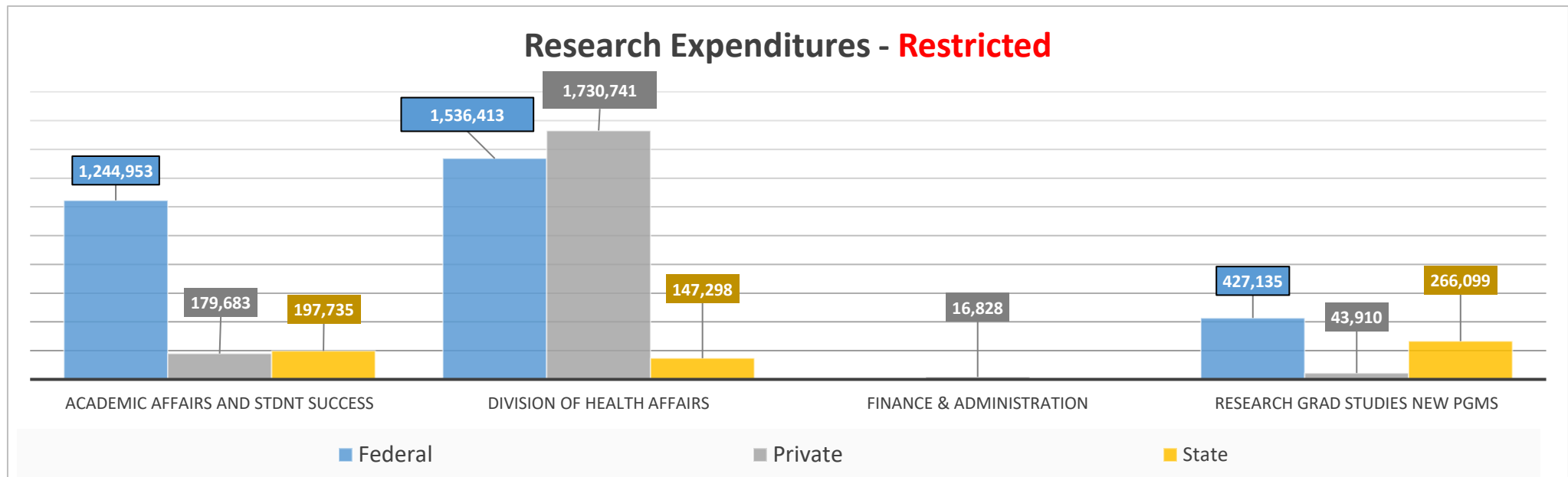
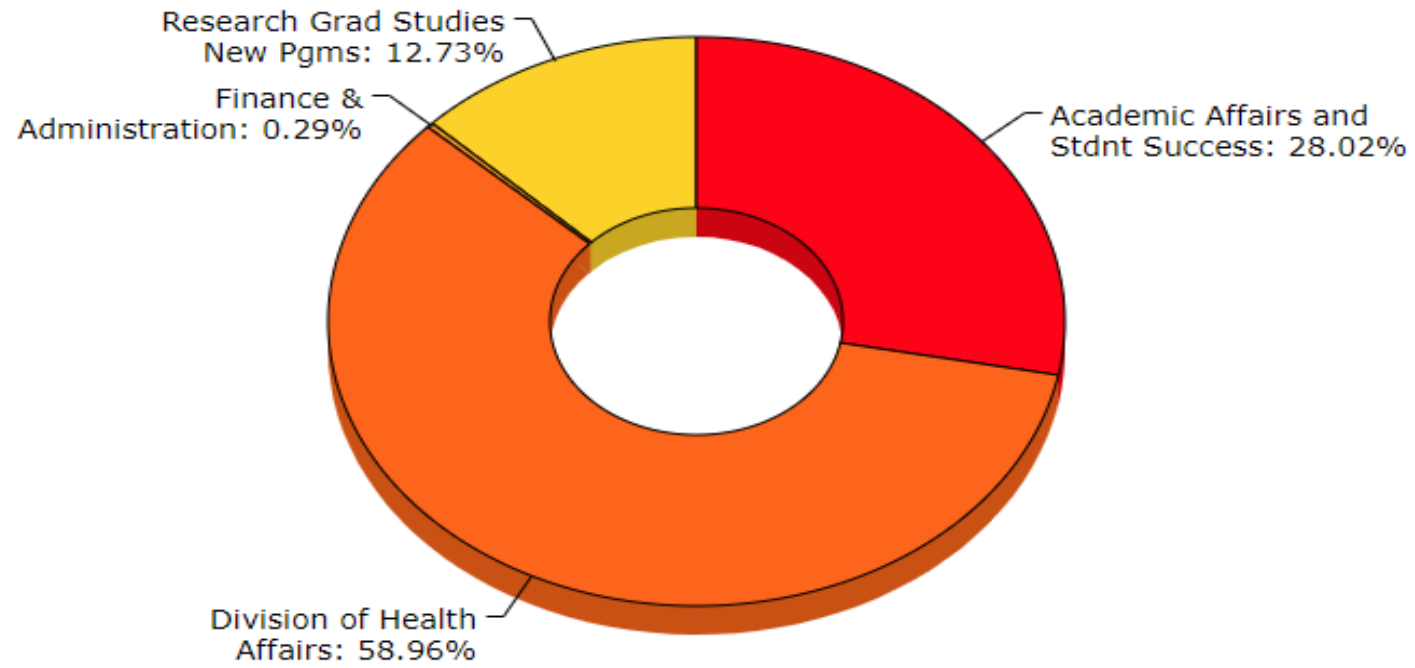
**Note:**

Indirect Costs and Pass-through expenditures have been excluded from the Research Expenditures Report. Restricted research should not include indirect costs and pass-through expenditures in order to match the Sources and Uses report which follows the Texas Higher Education Coordinating Board's Standards and Accounting Methods for Reporting Restricted Research Expenditures.

## Research Expenditures - All Fund Groups Year-to-Date as of January 31, 2020

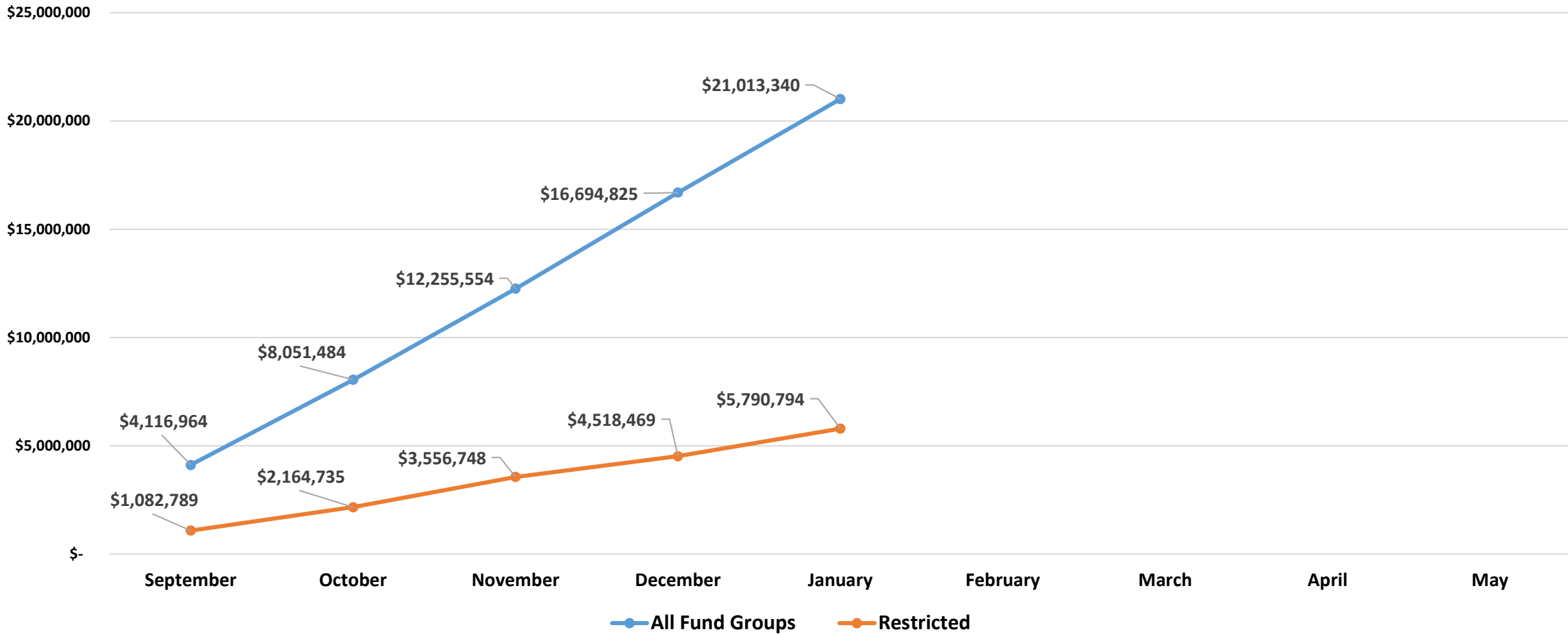


## Research Expenditures - Restricted Year-to-Date as of January 31, 2020



# FY 2020 Research Expenditures

## Year-to-Date as of January 31, 2020



**LEGEND**

	September	October	November	December	January	February	March	April	May
<b>All Fund Groups</b>	\$ 4,116,964	\$ 8,051,484	\$ 12,255,554	\$ 16,694,825	\$ 21,013,340				
<b>Restricted</b>	\$ 1,082,789	\$ 2,164,735	\$ 3,556,748	\$ 4,518,469	\$ 5,790,794				

*Note: Each month includes expenses starting September 1st all the way to that month*

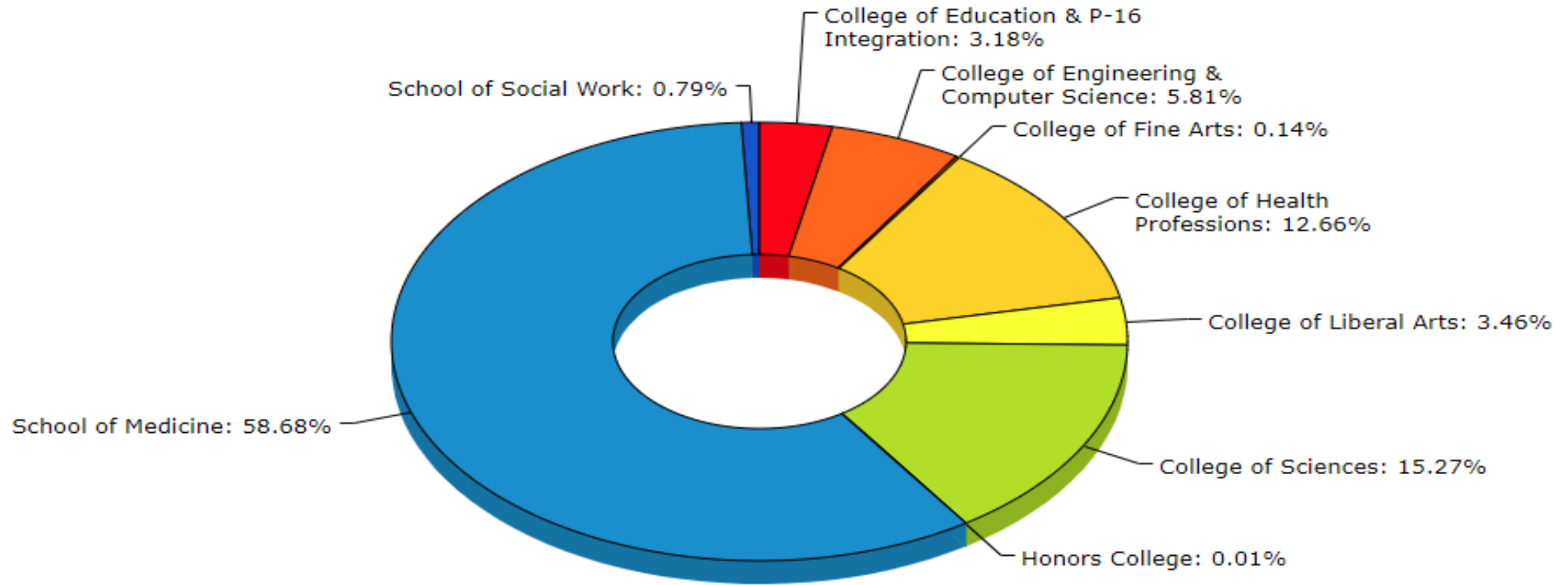
**The University of Texas Rio Grande Valley**  
**Proposal Submission by College/School**

Proposal Submission	JAN - FY2020 <i>Jan 1, 2020 - Jan 31, 2020</i>		FY 2020 - YTD <i>Sep 1, 2019 - Jan 31, 2020</i>	
	Count	Amount Requested	Count	Amount Requested
<b>Academic Affairs</b>				
<i>College of Education &amp; P-16 Integration</i>	1	\$ 499,265	12	\$ 4,012,909
<i>College of Engineering &amp; Computer Science</i>	6	\$ 3,082,671	26	\$ 7,334,452
<i>College of Fine Arts</i>	1	\$ 6,150	3	\$ 171,150
<i>College of Liberal Arts</i>	2	\$ 29,772	8	\$ 4,372,282
<i>College of Sciences</i>	14	\$ 4,918,464	48	\$ 19,275,322
<i>Honors College</i>	1	\$ 15,000	1	\$ 15,000
<i>Office of the Vice Provost for Faculty Affairs &amp; Diversity</i>	0	\$ -	0	\$ -
<i>EVP for Academic Affairs, Student Success, and P-16 Integration</i>	0	\$ -	0	\$ -
<i>Robert C. Vackar College of Business &amp; Entrepreneurship</i>	0	\$ -	0	\$ -
<b>Division of Governmental &amp; Community Relations</b>	0	\$ -	1	\$ 300,000
<b>Division of Health Affairs</b>				
<i>College of Health Professions</i>	4	\$ 6,903,416	14	\$ 15,987,882
<i>School of Medicine</i>	9	\$ 13,441,869	55	\$ 74,086,966
<i>School of Nursing</i>	0	\$ -	0	\$ -
<i>School of Social Work</i>	0	\$ -	1	\$ 999,255
<b>Division of Research, Graduate Studies &amp; New Program</b>	0	\$ -	0	\$ -
<b>Finance &amp; Administration</b>	0	\$ -	2	\$ 169,305
<b>Presidents Office</b>	0	\$ -	0	\$ -
<b>Strategic Enrollment</b>	0	\$ -	0	\$ -
<b>Student Success</b>	1	\$ 1,681,170	3	\$ 1,713,126
<b>Grand Total</b>	<b>39</b>	<b>\$ 30,577,777</b>	<b>174</b>	<b>\$ 128,437,650</b>

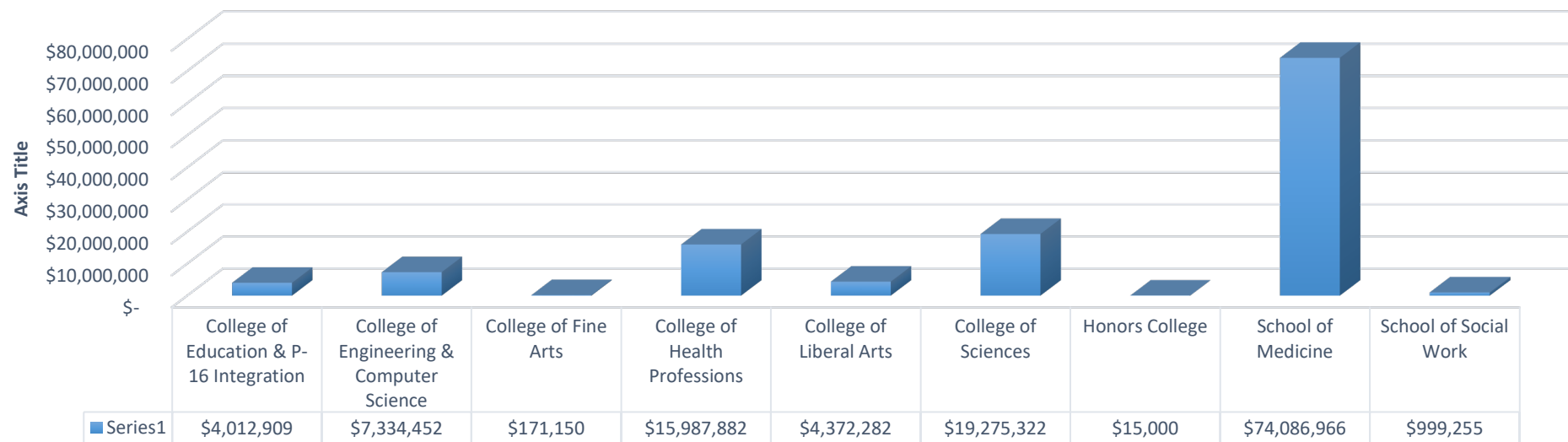
# SUBMISSION PERCENTAGE

>> BY COLLEGE/SCHOOLS

Sep 1, 2019 - Jan 31, 2020



FY 20 Proposals: Funds Requested by College/Schools



**The University of Texas Rio Grande Valley**  
**Proposals submitted in January**

COLLEGE/DIVISION	DEPARTMENT	PI NAME	PROJECT TITLE	AGENCY/SPONSOR NAME	Total
College of Education and P-16 Integration	Human Development & School Services	Ward, Hsuying	Fit-in Hang-out Move-forward Parent-directed Treatment for Hispanic Children and Adolescents with Autism	Texas Higher Education Coordinating Board	\$ 499,265
College of Engineering and Computer Science	Computer Science	Ayati, Marzieh	Network-Based Analysis of Phospho-Proteomic Data for Disease Phenotyping	National Institutes of Health (NIH)	\$ 290,600
College of Engineering and Computer Science	Computer Science	Xu, Lei	CCRI: Planning: Collaborative Research:Key Technologies of Blockchain for IoT	National Science Foundation	\$ 19,706
College of Engineering and Computer Science	Computer Science	Zhang, Jingru	Geometric Deep Learning for Driving Perception and Vehicle Detection	Private/Foundation	\$ 5,000
College of Engineering and Computer Science	Electrical and Computer Engineering	Chu, Mark Yul	MRI: Acquisition of a GPU-Accelerated Cluster, High Performance Rio Grande Valley Cluster (HiRGV)	National Science Foundation	\$ 1,917,603
College of Engineering and Computer Science	Manufacturing and Industrial Engineering	Akundi, Satya	Engaged student learning in Robotics and Automation for Green and Agricultural Systems Design	U.S. Department of Agriculture	\$ 249,942
College of Engineering and Computer Science	Mechanical Engineering	Caruntu, Dumitru	MRI: Acquisition of Polytec MSA-600 Micro System Analyzer for Biomedical Engineering Research and Education	National Science Foundation	\$ 599,820
College of Fine Arts	Music	Saxon, Kenneth	Cold War Recital	Private/Foundation	\$ 6,150
College of Health Professions	Health & Biomedical Sciences	Lopez-Juarez, Alejandro	Oligodendrocyte RAS/MAPK Pathway Activation Level in the Neuropathogenesis of RASopathies	National Institutes of Health (NIH)	\$ 435,900
College of Health Professions	Health & Biomedical Sciences	Roy, Upal	A targeted anti-HIV drug delivery to the GALT Role of cART drugs in HIV-induced CNS dysfunction	National Institutes of Health (NIH)	\$ 3,397,289
College of Health Professions	Health & Biomedical Sciences	Roy, Upal	Role of HIV-1 and cocaine in inflammasome induced CNS dysfunction	National Institutes of Health (NIH)	\$ 399,575
College of Health Professions	Health & Biomedical Sciences	Roy, Upal	Role of HIV-1 and cocaine in inflammasome induced CNS dysfunction	National Institutes of Health (NIH)	\$ 2,670,652
College of Liberal Arts	History	Bruehoefener, Friederike	Gender and Women's Studies Lecture Series Empowering Family Success in Child Welfare Cases	Private/Foundation	\$ 760
College of Liberal Arts	Philosophy	Jones, Cynthia	Empowering Family Success in Child Welfare Cases	Private/Foundation	\$ 29,012
College of Sciences	Biology	Gilkerson, Robert	Providing Research ExPeriential Learning opportunities in Animal and Biological Sciences for USDA Career Success (PREPLABS)	U.S. Department of Agriculture	\$ 1,000,000
College of Sciences	Biology	Gilkerson, Robert	Regulation of mitochondrial OPA1 cleavage in mammalian cells	National Institutes of Health (NIH)	\$ 435,900
College of Sciences	Biology	Persans, Michael	BE AWARE 2: BioEnergy And Water for Agriculture Research and Education Network 2	U.S. Department of Agriculture	\$ 250,338

**The University of Texas Rio Grande Valley**  
**Proposals submitted in January**

COLLEGE/DIVISION	DEPARTMENT	PI NAME	PROJECT TITLE	AGENCY/SPONSOR NAME	Total
College of Sciences	Biology	Sahoo, Nirakar	Emerging role of heme and heme degradation products in the modulation of cardiac ion channels	National Institutes of Health (NIH)	\$ 435,900
College of Sciences	Chemistry	Atesin, Tulay	Rational Gold(I) Catalyst Design for the Synthesis of Adjacent All C-Atom Quaternary Centers	Private/Foundation	\$ 195,000
College of Sciences	Chemistry	Mito, Shizue	MRI: Acquisition of HPLC–High-resolution Mass Spectrometer to Advance Research and Training in Interdisciplinary Science at a Large Minority Serving Institution	National Science Foundation	\$ 477,438
College of Sciences	Chemistry	Parsons, Jason	Metal substituted phthalocyanine/porphyrin complexes for catalytic formation of C-C bonds under different reaction conditions	Private/Foundation	\$ 195,000
College of Sciences	Chemistry	Uddin, Mohammed	Surface Chemistry of the Sensitizer and Quantum Wire in Innovative Solid State Three-Dimensional (3D) Cells	Private/Foundation	\$ 195,000
College of Sciences	Chemistry	Zhang, Yonghong	Pseudomonas aeruginosa Protein Synthesis as a Target for Novel Antibacterial Agents	Private/Foundation	\$ 195,000
College of Sciences	School of Earth, Environmental and Marine Sciences	Breier, John	Center for Chemical Currencies of a Microbial Planet (C-CoMP)	Woods Hole Oceanographic Institute / National Science Foundation	\$ 185,405
College of Sciences	School of Earth, Environmental and Marine Sciences	Harrison, Cheryl	Towards estimating benefits and risks of stratospheric aerosol geoengineering (SAG) to marine ecosystems	Private/Foundation	\$ 5,000
College of Sciences	School of Earth, Environmental and Marine Sciences	Racelis, Alexis	Broadening Agriculture Science Education (BASE II) for Hispanic Students through Florida – Texas – New Mexico Consortium	Florida International University (FIU) / U.S. Department of Agriculture	\$ 300,000
College of Sciences	School of Earth, Environmental and Marine Sciences	Racelis, Alexis	South TX Agricultural Roadmap for Teaching, Research, Experiential Learning, and Careers (STARTREC) in Food, Agriculture, and Natural Resources	U.S. Department of Agriculture	\$ 1,000,000
College of Sciences	School of Earth, Environmental and Marine Sciences	Yemmireddy, Veerachandra	Conference on Food Safety Capacity Building in the Rio Grande Valley through Minority Education and Empowerment	U.S. Department of Agriculture	\$ 48,483
Honors College	Dean's Office	Andersen, Mark	Honors College BMED Scholarship program	Private/Foundation	\$ 15,000
School of Medicine	Human Genetics	Howard, Tom	The PHRAIT Study: Personalized HLA-class-II Risk Allele Identification and Targeted-Disruption	National Institutes of Health (NIH)	\$ 125,549



**The University of Texas Rio Grande Valley**  
**Proposals submitted in January**

COLLEGE/DIVISION	DEPARTMENT	PI NAME	PROJECT TITLE	AGENCY/SPONSOR NAME	Total
School of Medicine	Immunology and Microbiology	Chauhan, Subhash	Improving cervical cancer care in RGV populations	National Institutes of Health (NIH)	\$ 3,487,613
School of Medicine	Immunology and Microbiology	Chauhan, Subhash	RGV-Cancer Immunotherapy Research Core	Cancer Prevention & Research Institute of Texas	\$ 3,575,663
School of Medicine	Immunology and Microbiology	Chauhan, Subhash	Role of MUC13 in hepatocellular carcinoma	Cancer Prevention & Research Institute of Texas	\$ 2,450,093
School of Medicine	Immunology and Microbiology	Khan, Sheema	Harnessing microbiome diversity to improve diagnosis and immunotherapy in pancreatic cancer patients	National Institutes of Health (NIH)	\$ 1,453,000
School of Medicine	Immunology and Microbiology	Tripathi, Manish	Role of lncRNA UCA1 in colorectal cancer progression and metastasis	National Institutes of Health (NIH)	\$ 435,900
School of Medicine	Immunology and Microbiology	Yallapu, Murali	miR-205 Nanoparticle formulation circumvents docetaxel resistance in prostate cancer	National Institutes of Health (NIH)	\$ 1,453,000
School of Medicine	Immunology and Microbiology	Yallapu, Murali	Nanoparticle- and extracellular vesicle-based targeted delivery of antiretroviral drug and chemodietary agent to combat HIV-1 in the CNS reservoirs	University of Tennessee Health Science Center Memphis /NIH	\$ 426,833
School of Medicine	Obstetrics & Gynecology	Levine, Lyuba	Factors Influencing Cascade Testing Among Women with Hereditary Gynecological Cancers and their Relatives	MD Anderson	\$ 34,218
Student Success	College Access Outreach Programs	Valdez, Cynthia	Student Support Services	U.S. Department of Education	\$ 1,681,170
<b>Grand Total</b>					<b>\$ 30,577,777</b>

**The University of Texas Rio Grande Valley**  
**Proposal Submission by College/School - Monthly**

Proposal Submission	SEP - FY2020		OCT FY2020		NOV - FY2020		DEC - FY2020		JAN - FY2020		FY 2020 - YTD	
	Count	Amount Requested	Count	Amount Requested	Count	Amount Requested	Count	Amount Requested	Count	Amount Requested	Count	Amount Requested
<b>Academic Affairs</b>												
<i>College of Education &amp; P-16 Integration</i>	1	\$ 498,688	0	\$ -	6	\$ 2,967,675	4	\$ 47,281	1	\$ 499,265	12	\$ 4,012,909
<i>College of Engineering &amp; Computer Science</i>	3	\$ 1,262,476	5	\$ 1,723,937	8	\$ 837,570	4	\$ 427,798	6	\$ 3,082,671	26	\$ 7,334,452
<i>College of Fine Arts</i>	0	\$ -	1	\$ 150,000	0	\$ -	1	\$ 15,000	1	\$ 6,150	3	\$ 171,150
<i>College of Liberal Arts</i>	1	\$ 10,000	2	\$ 4,230,950	2	\$ 37,900	1	\$ 63,660	2	\$ 29,772	8	\$ 4,372,282
<i>College of Sciences</i>	7	\$ 3,391,449	7	\$ 2,890,632	14	\$ 4,643,811	6	\$ 3,430,966	14	\$ 4,918,464	48	\$ 19,275,322
<i>Honors College</i>									1	\$ 15,000	1	\$ 15,000
<i>Office of the Vice Provost for Faculty Affairs &amp; Diversity</i>	0	\$ -	0	\$ -	0	\$ -	0	\$ -	0	\$ -	0	\$ -
<i>Provost Office-Academic Affairs</i>	0	\$ -	0	\$ -	0	\$ -	0	\$ -	0	\$ -	0	\$ -
<i>Robert C. Vackar College of Business &amp; Entrepreneurship</i>	0	\$ -	0	\$ -	0	\$ -	0	\$ -	0	\$ -	0	\$ -
<b>Division of Governmental &amp; Community</b>	0	\$ -	0	\$ -	0	\$ -	1	\$ 300,000	0	\$ -	1	\$ 300,000
<b>Division of Health Affairs</b>												
<i>College of Health Professions</i>	2	\$ 5,662,872	5	\$ 3,191,119	1	\$ 100,000	2	\$ 130,475	4	\$ 6,903,416	14	\$ 15,987,882
<i>School of Medicine</i>	7	\$ 4,021,968	14	\$ 23,071,622	11	\$ 19,947,232	14	\$ 13,604,275	9	\$ 13,441,869	55	\$ 74,086,966
<i>School of Nursing</i>	0	\$ -	0	\$ -	0	\$ -	0	\$ -	0	\$ -	0	\$ -
<i>School of Social Work</i>	0	\$ -	0	\$ -	0	\$ -	1	\$ 999,255	0	\$ -	1	\$ 999,255
<b>Division of Research, Graduate Studies &amp;</b>	0	\$ -	0	\$ -	0	\$ -	0	\$ -	0	\$ -	0	\$ -
<b>Finance &amp; Administration</b>	2	\$ 169,305	0	\$ -	0	\$ -	0	\$ -	0	\$ -	2	\$ 169,305
<b>Presidents Office</b>	0	\$ -	0	\$ -	0	\$ -	0	\$ -	0	\$ -	0	\$ -
<b>Strategic Enrollment</b>	0	\$ -	0	\$ -	0	\$ -	0	\$ -	0	\$ -	0	\$ -
<b>Student Success</b>	1	\$ 20,000	0	\$ -	0	\$ -	1	\$ 11,956	1	\$ 1,681,170	3	\$ 1,713,126
<b>Grand Total</b>	<b>24</b>	<b>\$ 15,036,758</b>	<b>34</b>	<b>\$ 35,258,260</b>	<b>42</b>	<b>\$ 28,534,188</b>	<b>35</b>	<b>\$ 19,030,667</b>	<b>39</b>	<b>\$ 30,577,777</b>	<b>174</b>	<b>\$ 128,437,650</b>

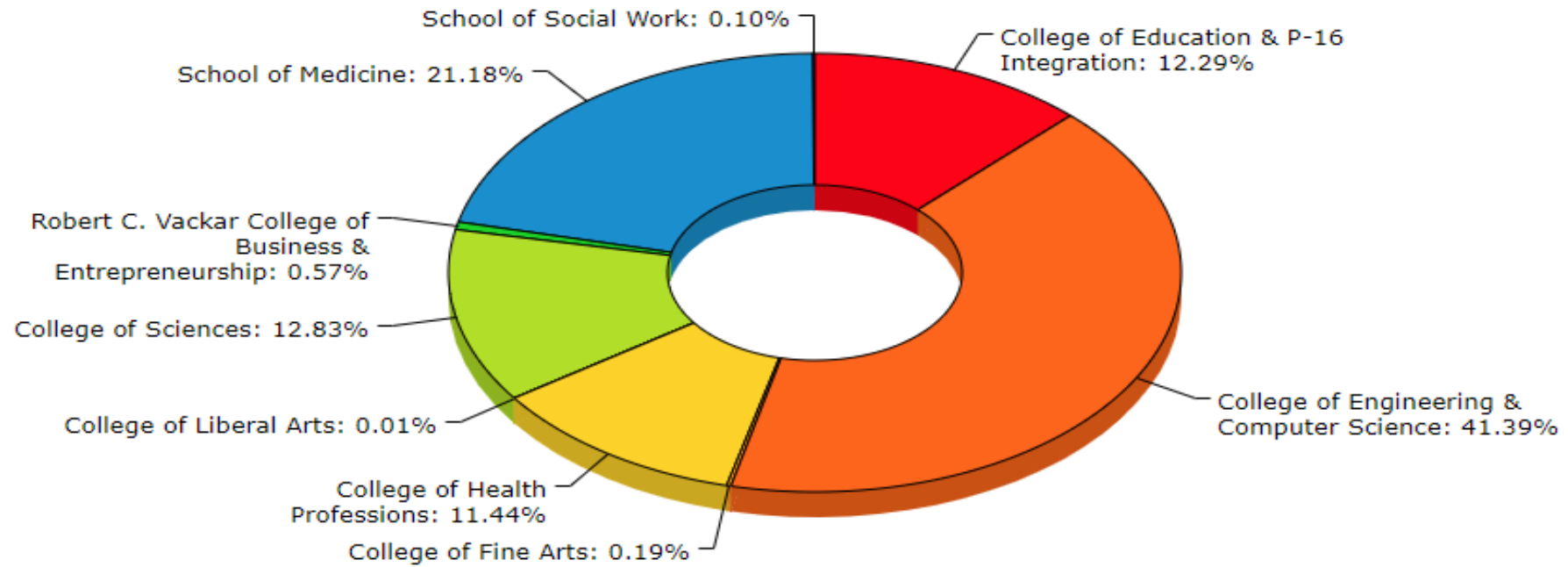
**The University of Texas Rio Grande Valley**  
**Awards by Schools/Colleges**

<b>Awards</b>	<b>JAN - FY2020</b> <i>Jan 1, 2020 - Jan 31, 2020</i>		<b>FY 2020 - YTD</b> <i>Sep 1, 2019 - Jan 31, 2020</i>	
	<b>Count of Awards</b>	<b>Sum of Total</b>	<b>Count of Awards</b>	<b>Sum of Total</b>
<b>Academic Affairs</b>				
<i>College of Education &amp; P-16 Integration</i>	1	\$ 12,000	3	\$ 1,275,659
<i>College of Engineering &amp; Computer Science</i>	1	\$ 10,000	16	\$ 4,295,218
<i>College of Fine Arts</i>	0	\$ -	1	\$ 20,000
<i>College of Liberal Arts</i>	0	\$ -	1	\$ 1,000
<i>College of Sciences</i>	2	\$ 105,442	17	\$ 1,331,055
<i>Honors College</i>	0	\$ -	0	\$ -
<i>Office of the Vice Provost for Faculty Affairs &amp; Diversity</i>	0	\$ -	0	\$ -
<i>EVP for Academic Affairs, Student Success, and P-16 Integration</i>	0	\$ -	0	\$ -
<i>Robert C. Vackar College of Business &amp; Entrepreneurship</i>	0	\$ -	1	\$ 59,000
<b>Division of Governmental &amp; Community Relations</b>	0	\$ -	3	\$ 363,916
<b>Division of Health Affairs</b>				
<i>College of Health Professions</i>	0	\$ -	6	\$ 1,186,770
<i>School of Medicine</i>	4	\$ 417,995	16	\$ 2,197,669
<i>School of Nursing</i>	0	\$ -	0	\$ -
<i>School of Social Work</i>	0	\$ -	1	\$ 10,000
<b>Division of Research, Graduate Studies &amp; New Program</b>	1	\$ 160,000	4	\$ 557,763
<b>Finance &amp; Administration</b>	1	\$ 11,042	1	\$ 11,042
<b>Presidents Office</b>	0	\$ -	0	\$ -
<b>Strategic Enrollment</b>	0	\$ -	1	\$ 55,000
<b>Student Success</b>	2	\$ 13,518	5	\$ 265,798
<b>Grand Total</b>	<b>12</b>	<b>\$ 729,997</b>	<b>76</b>	<b>\$ 11,629,890</b>

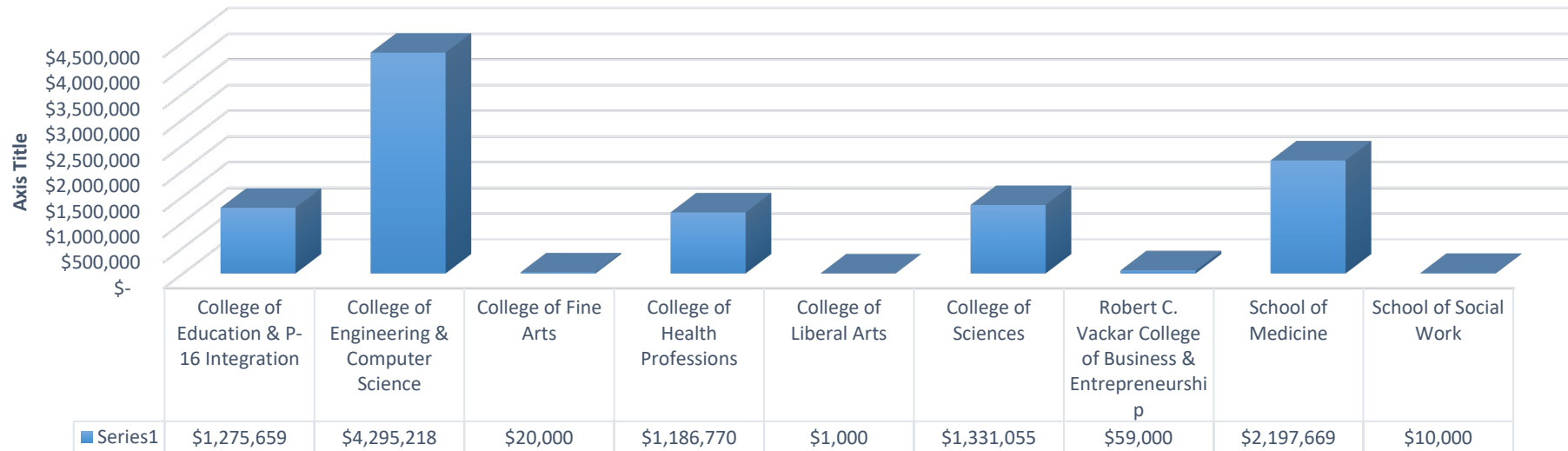
# AWARD PERCENTAGE

>> BY COLLEGE/SCHOOLS

Sep 1, 2019 - Jan 31, 2020



FY 20 Awards Received by College/Schools



The University of Texas Rio Grande Valley  
Awards received in January

College/School	Department	PI Name	Awards	Type of Project	Sponsor	Total
College of Education & P16 Integration	Bilingual & Literacy Studies	Musanti, Sandra	Research Planning Grant for "Towards a Practice-based Community Engaged Pedagogy in HSI Teach Preparation: Leveraging Voices from the Field"	New Award	Private/Foundation	\$ 12,000
College of Engineering & Computer Science	Mechanical Engineering	Sarkar, Kamal	An Interdisciplinary, STEAM Based Entrepreneurship Program Designed to Spur Economic Growth in the Rio Grande Valley	New Award	Private/Foundation	\$ 10,000
College of Sciences	Biology	Racelis, Alexis Eclevia	Biological Control of silver leaf nightshade Solanum elaeagnifolium	New Award	Private/Foundation	\$ 34,115
College of Sciences	Physics & Astronomy	Ferrer, Efrain	RUI: Probing QCD with a Magnetic Field	New Award	National Science Foundation	\$ 71,327
Finance & Administration	Env Health Safety & Risk Mgmt	Costello, Richard	Air Quality Monitoring	Amendment	TX Commission on Environmental Quality	\$ 11,042
Research, Graduate Studies & New Program Development	Ctr for Vector Borne Diseases	Vitek, Christopher	Maintain Sentinel Ades Surv.	Continuation	Texas Department of State Health Services	\$ 160,000
School of Medicine	Clinical Affairs	Nelson, Linda	FY20 Integrated Care Collaborative Unit	New	Private/Foundation	\$ 250,000
School of Medicine	Human Genetics	Blangero, John	Human Hypothalamic Neuronal Epigenomics and Risk of Obesity	Subaward	The University of Texas Health Science Center at San Antonio	\$ 70,000
School of Medicine	Molecular Science	Ramirez-Correa, Genaro	Novel Quantitative Proteomic Approaches to define the altered interplay between OGlcNAcylation and Phosphorylation in myofilament dysfunction of diabetic hearts	Continuation	National Institutes of Health	\$ 82,995
School of Medicine	Neuroscience	Maestre, Gladys	To identify novel genetic variation underlying dementia in 3 large Hispanic families and to explore the biology of the novel variants identifies in these families	New Award	UT Health Science Center San Antonio / UT System	\$ 15,000
Student Success	Stud Rights & Responsibilities	Macieja, Bartek	Chess Classes	New Award	Private/Foundation	\$ 1,562
Student Success	Student Activities	Mata, Cindy	UTRGV Get Out the Count Campaign - From Undercounted and Hard to Count to Census Trailblazers	New Award	Private/Foundation	\$ 11,956
<b>Grand Total</b>						<b>\$ 729,997</b>

**The University of Texas Rio Grande Valley**  
**Awards by Schools/Colleges - Monthly**

	SEP - FY2020		OCT FY2020		NOV - FY2020		DEC - FY2020		JAN - FY2020		FY 2020 - YTD	
<b>Awards</b>	Count	Amount Awarded	Count	Amount Awarded	Count	Amount Awarded	Count	Amount Awarded	Count	Amount Awarded	Count	Total Amount Awarded
<b>Academic Affairs</b>												
<i>College of Education &amp; P-16 Integration</i>	1	\$ 1,243,659	0	\$ -	1	\$ 20,000	0	\$ -	1	\$ 12,000	3	\$ 1,275,659
<i>College of Engineering &amp; Computer Science</i>	3	\$ 4,118,812	1	\$ 95,656	11	\$ 70,750	0	\$ -	1	\$ 10,000	16	\$ 4,295,218
<i>College of Fine Arts</i>	0	\$ -	0	\$ -	1	\$ 20,000	0	\$ -	0	\$ -	1	\$ 20,000
<i>College of Liberal Arts</i>	1	\$ 1,000	0	\$ -	0	\$ -	0	\$ -	0	\$ -	1	\$ 1,000
<i>College of Sciences</i>	5	\$ 318,079	6	\$ 695,168	2	\$ 177,583	2	\$ 34,783	2	\$ 105,442	17	\$ 1,331,055
<i>Honors College</i>									0	\$ -	0	\$ -
<i>Office of the Vice Provost for Faculty Affairs &amp; Diversity</i>	0	\$ -	0	\$ -	0	\$ -	0	\$ -	0	\$ -	0	\$ -
<i>Provost Office-Academic Affairs</i>	0	\$ -	0	\$ -	0	\$ -	0	\$ -	0	\$ -	0	\$ -
<i>Robert C. Vackar College of Business &amp; Entrepreneurship</i>	0	\$ -	0	\$ -	1	\$ 59,000	0	\$ -	0	\$ -	1	\$ 59,000
<b>Division of Governmental &amp; Community</b>	1	\$ 12,123	2	\$ 351,793	0	\$ -	0	\$ -	0	\$ -	3	\$ 363,916
<b>Division of Health Affairs</b>												
<i>College of Health Professions</i>	2	\$ 1,021,770	2	\$ 45,000	1	\$ 20,000	1	\$ 100,000	0	\$ -	6	\$ 1,186,770
<i>School of Medicine</i>	3	\$ 962,775	3	\$ 264,004	2	\$ 14,668	4	\$ 538,227	4	\$ 417,995	16	\$ 2,197,669
<i>School of Nursing</i>	0	\$ -	0	\$ -	0	\$ -	0	\$ -	0	\$ -	0	\$ -
<i>School of Social Work</i>	0	\$ -	0	\$ -	0	\$ -	1	\$ 10,000	0	\$ -	1	\$ 10,000
<b>Division of Research, Graduate Studies &amp;</b>	0	\$ -	0	\$ -	2	\$ 384,563	1	\$ 13,200	1	\$ 160,000	4	\$ 557,763
<b>Finance &amp; Administration</b>	0	\$ -	0	\$ -	0	\$ -	0	\$ -	1	\$ 11,042	1	\$ 11,042
<b>Presidents Office</b>	0	\$ -	0	\$ -	0	\$ -	0	\$ -	0	\$ -	0	\$ -
<b>Strategic Enrollment</b>	0	\$ -	0	\$ -	1	\$ 55,000	0	\$ -	0	\$ -	1	\$ 55,000
<b>Student Success</b>	1	\$ 40,000	1	\$ 40,000	0	\$ -	1	\$ 172,280	2	\$ 13,518	5	\$ 265,798
<b>Grand Total</b>	<b>17</b>	<b>\$ 7,718,218</b>	<b>15</b>	<b>\$ 1,491,621</b>	<b>22</b>	<b>\$ 821,564</b>	<b>10</b>	<b>\$ 868,490</b>	<b>12</b>	<b>\$ 729,997</b>	<b>76</b>	<b>\$ 11,629,890</b>