

The University of Texas Rio Grande Valley  
 FY2020 Research Expenditures - **All Fund Groups**  
 Year-to-Date as of December 31, 2019

Unit	As of December 31, 2019					As of	As of
	Federal	Institutional	Private	State	Grand Total	December 31, 2018	December 31, 2017
Academic Affairs and Stdnt Success	\$ 1,197,359	\$ 6,909,601	\$ 154,746	\$ 276,785	\$ 8,538,492	\$ 9,170,780	\$ 3,322,233
Division of Health Affairs	\$ 1,478,648	\$ 3,883,745	\$ 1,507,583	\$ 141,462	\$ 7,011,438	\$ 4,473,714	\$ 3,097,331
Finance & Administration	-	\$ 12,243	\$ 16,828	-	\$ 29,070	\$ 12,220	-
Research Grad Studies New Pgms	\$ 495,030	\$ 189,649	\$ 36,183	\$ 392,516	\$ 1,113,378	\$ 911,932	\$ 384,538
Strategic Enrollment	-	\$ 2,446	-	-	\$ 2,446	-	-
<b>Grand Total</b>	<b>\$ 3,171,037</b>	<b>\$ 10,997,684</b>	<b>\$ 1,715,340</b>	<b>\$ 810,763</b>	<b>\$ 16,694,825</b>	<b>\$ 14,568,646</b>	<b>\$ 6,804,102</b>

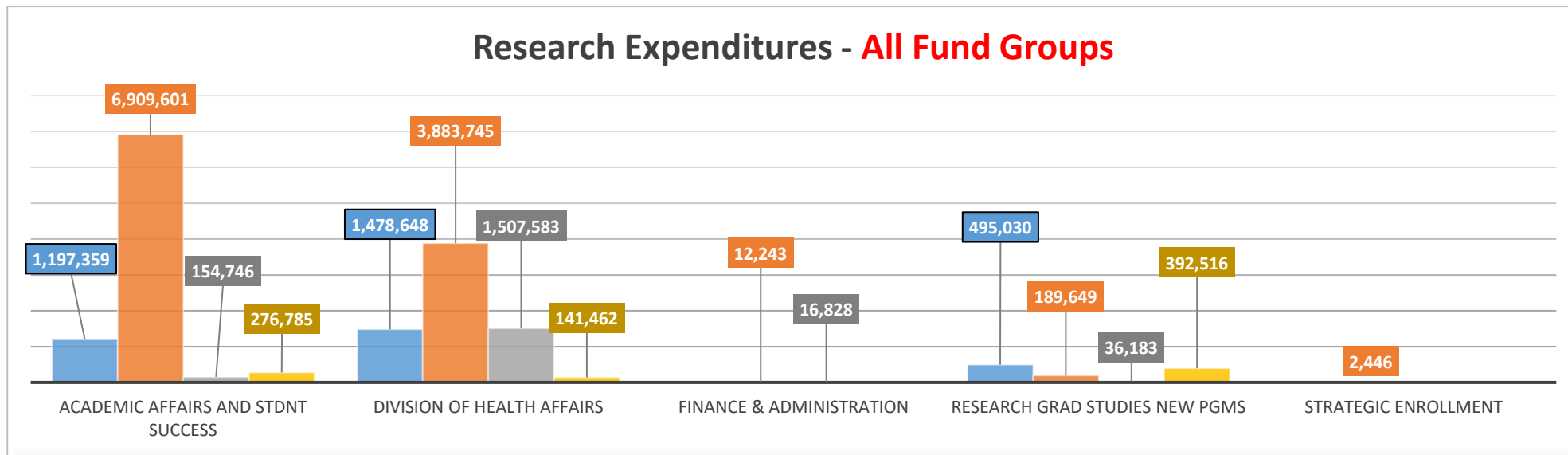
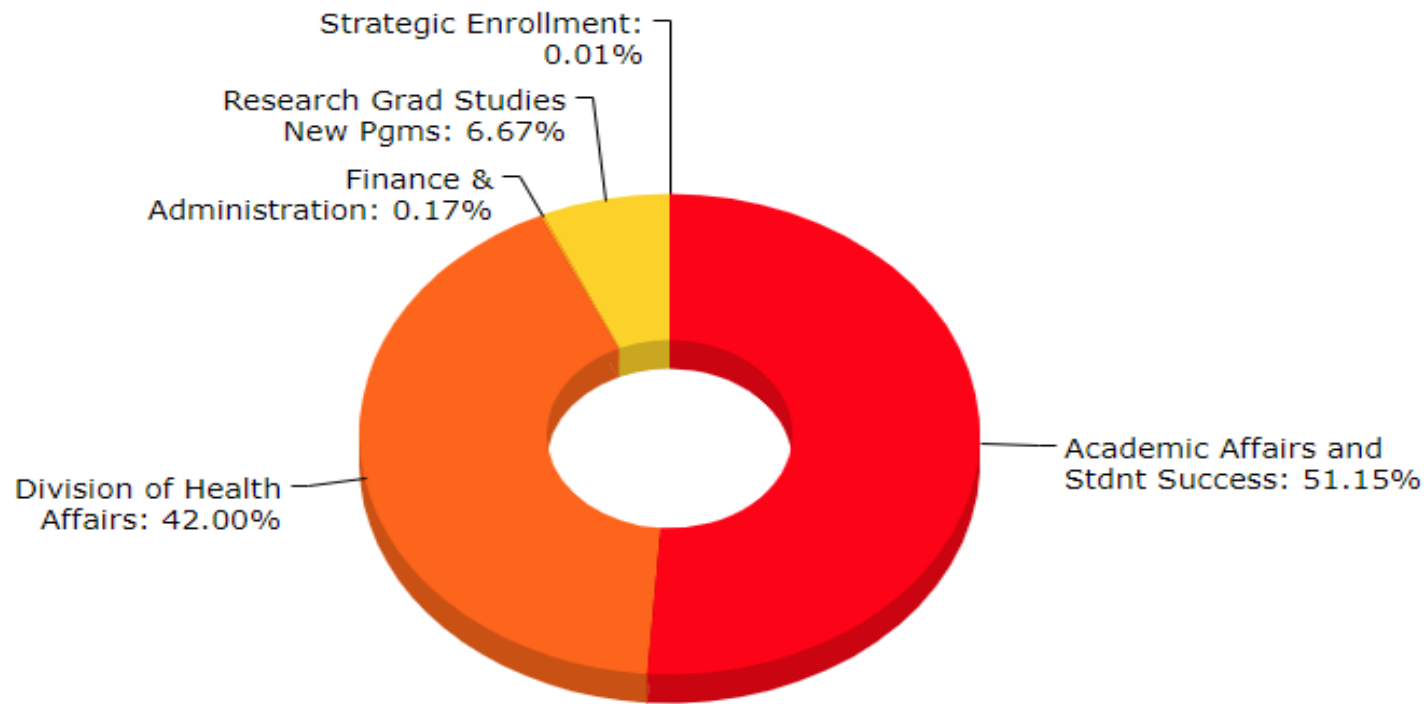
The University of Texas Rio Grande Valley  
 FY2020 Research Expenditures - **Restricted**  
 Year-to-Date as of December 31, 2019

Unit	As of December 31, 2019					As of	As of
	Federal	Institutional	Private	State	Grand Total	December 31, 2018	December 31, 2017
Academic Affairs and Stdnt Success	\$ 965,167	-	\$ 146,702	\$ 152,072	\$ 1,263,941	\$ 1,651,982	\$ 2,290,214
Division of Health Affairs	\$ 1,111,154	-	\$ 1,353,446	\$ 114,674	\$ 2,579,273	\$ 1,893,156	\$ 866,493
Finance & Administration	-	-	\$ 16,828	-	\$ 16,828	-	-
Research Grad Studies New Pgms	\$ 392,245	-	\$ 36,183	\$ 229,998	\$ 658,427	\$ 389,160	\$ 109,047
<b>Grand Total</b>	<b>\$ 2,468,566</b>	<b>-</b>	<b>\$ 1,553,159</b>	<b>\$ 496,743</b>	<b>\$ 4,518,469</b>	<b>\$ 3,934,298</b>	<b>\$ 3,265,754</b>

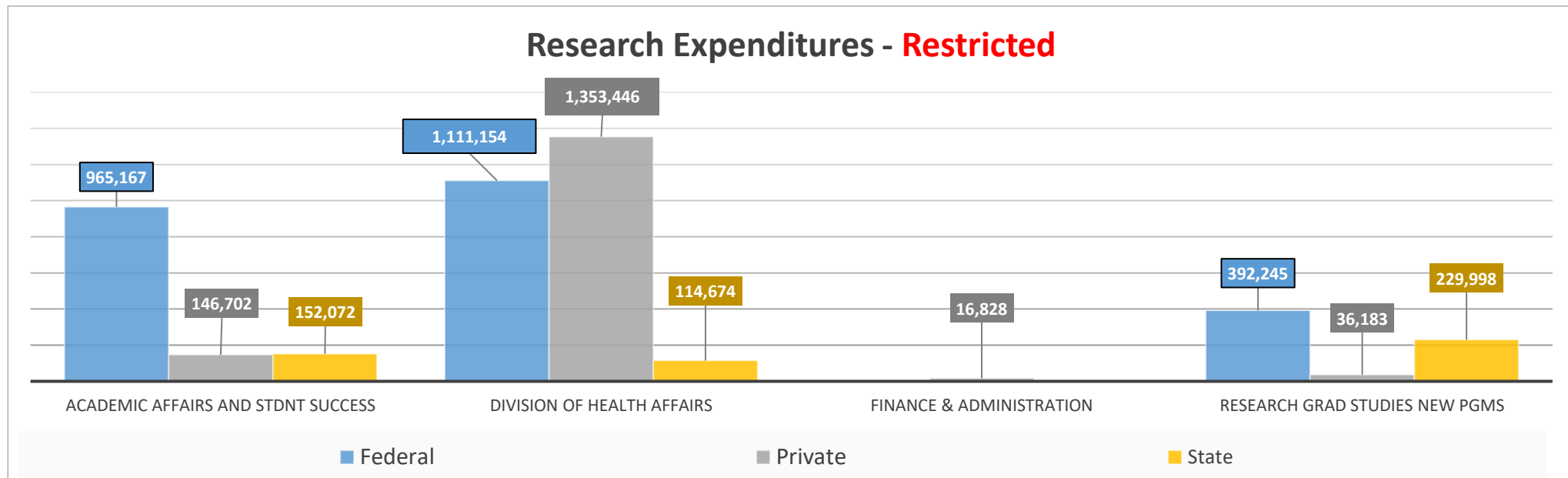
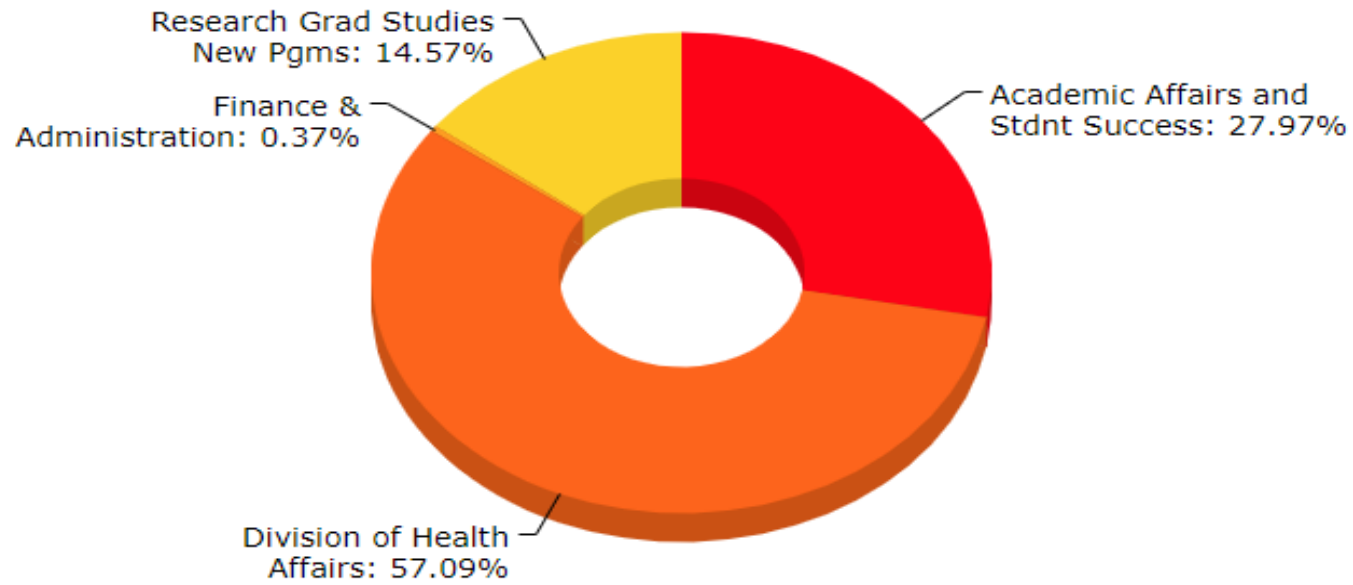
**Note:**

Indirect Costs and Pass-through expenditures have been excluded from the Research Expenditures Report. Restricted research should not include indirect costs and pass-through expenditures in order to match the Sources and Uses report which follows the Texas Higher Education Coordinating Board's Standards and Accounting Methods for Reporting Restricted Research Expenditures.

## Research Expenditures - All Fund Groups Year-to-Date as of December 31, 2019

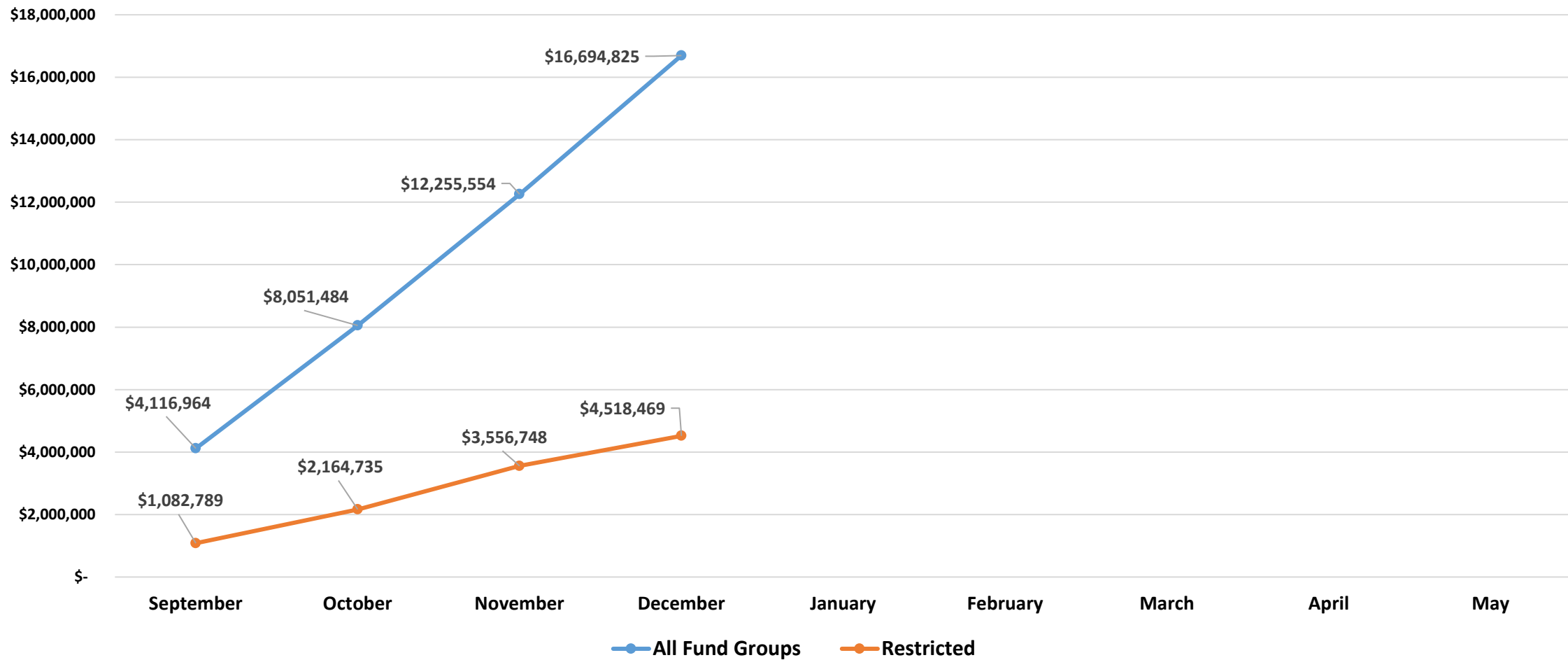


## Research Expenditures - Restricted Year-to-Date as of December 31, 2019



## FY 2020 Research Expenditures

### Year-to-Date as of December 31, 2019



#### LEGEND

	September	October	November	December	January	February	March	April	May
<b>All Fund Groups</b>	\$ 4,116,964	\$ 8,051,484	\$ 12,255,554	\$ 16,694,825					
<b>Restricted</b>	\$ 1,082,789	\$ 2,164,735	\$ 3,556,748	\$ 4,518,469					

*Note: Each month includes expenses starting September 1st all the way to that month*

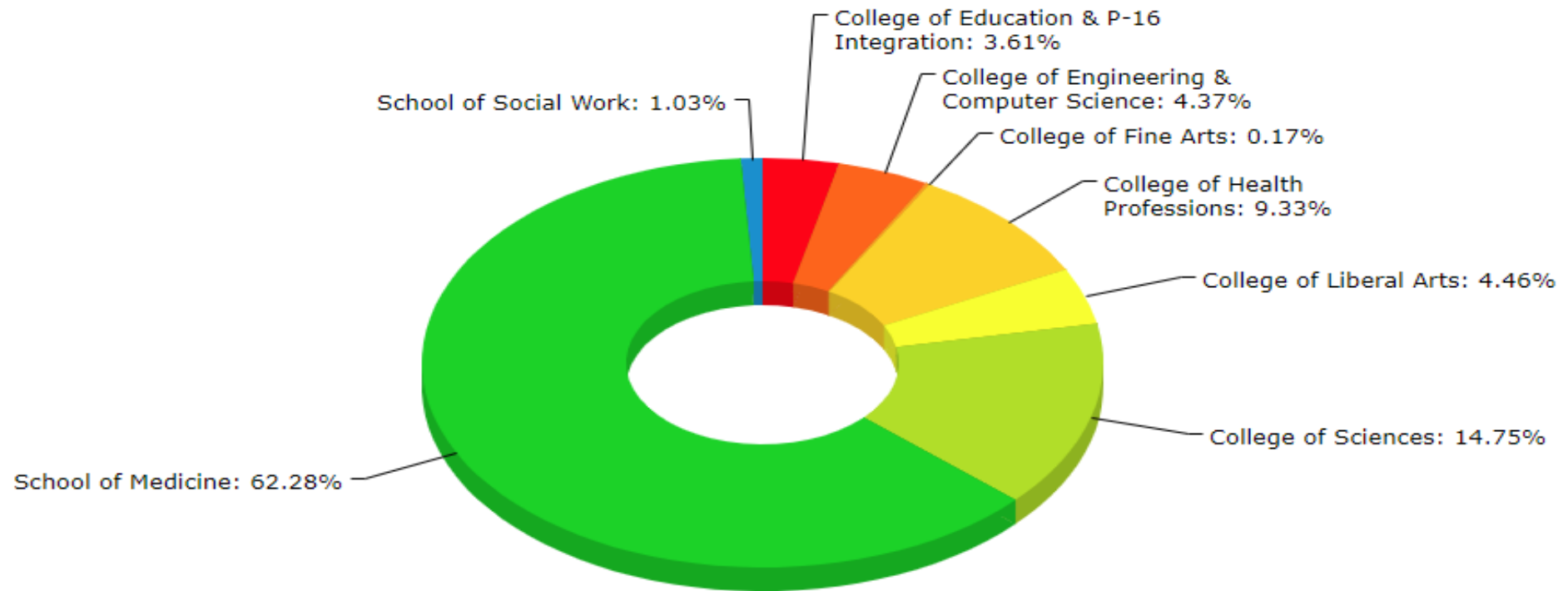
**The University of Texas Rio Grande Valley**  
**Proposal Submission by College/School**

Proposal Submission	DEC - FY2020 <i>Dec 1, 2019 - Dec 31, 2019</i>		FY 2020 - YTD <i>Sep 1, 2019 - Dec 31, 2019</i>	
	Count	Amount Requested	Count	Amount Requested
<b>Academic Affairs</b>				
<i>College of Education &amp; P-16 Integration</i>	4	\$ 47,281	11	\$ 3,513,644
<i>College of Engineering &amp; Computer Science</i>	4	\$ 427,798	20	\$ 4,251,781
<i>College of Fine Arts</i>	1	\$ 15,000	2	\$ 165,000
<i>College of Liberal Arts</i>	1	\$ 63,660	6	\$ 4,342,510
<i>College of Sciences</i>	6	\$ 3,430,966	34	\$ 14,356,858
<i>Office of the Vice Provost for Faculty Affairs &amp; Diversity</i>	0	\$ -	0	\$ -
<i>EVP for Academic Affairs, Student Success, and P-16 Integration</i>	0	\$ -	0	\$ -
<i>Robert C. Vackar College of Business &amp; Entrepreneurship</i>	0	\$ -	0	\$ -
<b>Division of Governmental &amp; Community Relations</b>	1	\$ 300,000	1	\$ 300,000
<b>Division of Health Affairs</b>				
<i>College of Health Professions</i>	2	\$ 130,475	10	\$ 9,084,466
<i>School of Medicine</i>	14	\$ 13,604,275	46	\$ 60,645,097
<i>School of Nursing</i>	0	\$ -	0	\$ -
<i>School of Social Work</i>	1	\$ 999,255	1	\$ 999,255
<b>Division of Research, Graduate Studies &amp; New Program</b>	0	\$ -	0	\$ -
<b>Finance &amp; Administration</b>	0	\$ -	2	\$ 169,305
<b>Presidents Office</b>	0	\$ -	0	\$ -
<b>Strategic Enrollment</b>	0	\$ -	0	\$ -
<b>Student Success</b>	1	\$ 11,956	2	\$ 31,956
<b>Grand Total</b>	<b>35</b>	<b>\$ 19,030,667</b>	<b>135</b>	<b>\$ 97,859,873</b>

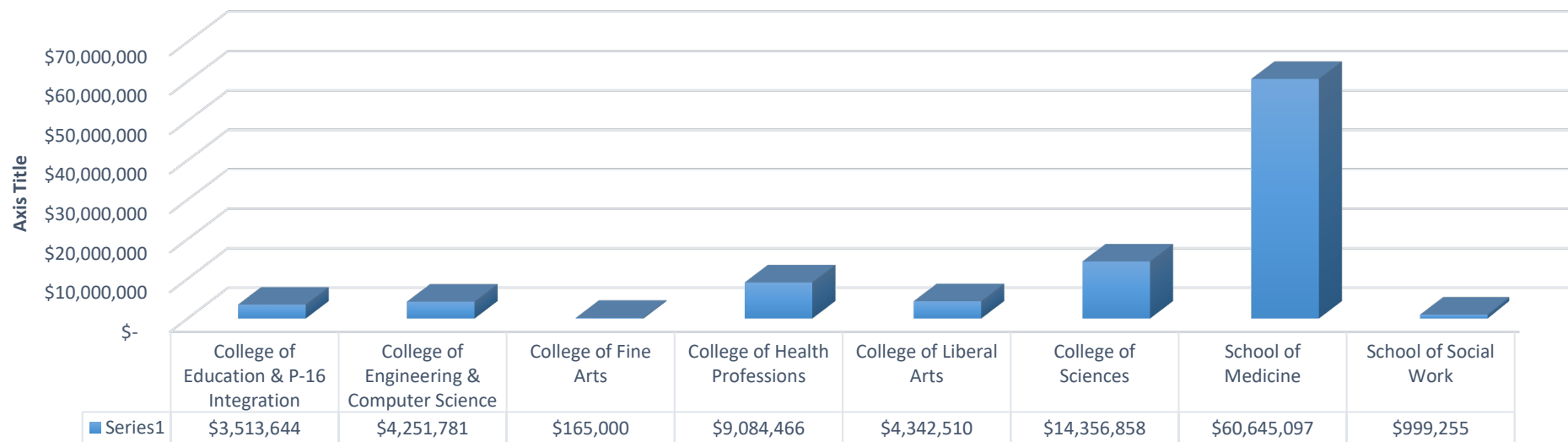
# SUBMISSION PERCENTAGE

>> BY COLLEGE/SCHOOLS

Sep 1, 2019 - Dec 31, 2019



FY 20 Proposals: Funds Requested by College/Schools



**The University of Texas Rio Grande Valley**  
**Proposals submitted in December**

COLLEGE/DIVISION	DEPARTMENT	PI NAME	PROGRAM NAME	AGENCY/SPONSOR NAME	Total
College of Education and P-16 Integration	Bilingual and Literacy Studies	Hinton, Kip Austin	Pedagogía Fronteriza: An Institute for Teacher Preparation	Private/Foundation	\$ 11,872
College of Education and P-16 Integration	Bilingual and Literacy Studies	Musanti, Sandra	Towards a Practice-based Community Engaged Pedagogy in HSI Teacher Preparation: Leveraging Voices from the Field	Private/Foundation	\$ 11,649
College of Education and P-16 Integration	Teaching and Learning	Chapman, Angela	Preparing STEM Teachers as Culturally Responsive Educators Through an Autoethnographic Community of Practice	Private/Foundation	\$ 11,880
College of Education and P-16 Integration	Teaching and Learning	Lu, Ming-Tsan	Transforming Our World via Educational Resilience (TOWER) for Science, Engineering, Technology and Mathematics (STEM) Education in an Hispanic Serving Institution (HSI)	Private/Foundation	\$ 11,880
College of Engineering and Computer Science	Civil Engineering	Abdel-Raheem, Mohamed	Investigating the Utilization of Virtual Reality in Teaching Construction Safety Programs	University of Texas Health Science Center at Houston	\$ 19,977
College of Engineering and Computer Science	Electrical and Computer Engineering	Kuang, Weidong	IUSE: EHR: Collaborative Research: Improving Students' Learning Using Effective Learning Techniques: Teaching Outside the Classroom	National Science Foundation	\$ 61,026
College of Engineering and Computer Science	Manufacturing and Industrial Engineering	Edinbarough, Immanuel	Tutor Training to Improve Technical Writing of Engineering and Technology Students	National Science Foundation	\$ 96,796
College of Engineering and Computer Science	Mechanical Engineering	Yang, Yingchen	Ocean-based and nature-powered humidification-dehumidification desalination	Bureau of Reclamation, Department of the Interior	\$ 249,999
College of Fine Arts	Art	McAllen, Katherine	The UTRGV Center for Latin American Arts Presents Modern Music Education in the Rio Grande Valley: A Cultural Arts Plan	Private/Foundation	\$ 15,000
College of Health Professions	Health & Biomedical Sciences	Chew, Sue Anne	Targeting ovarian cancer stem cell-like cells with metformin and γ15 loaded PGLA microparticles	Private/Foundation	\$ 10,475
College of Health Professions	Health & Biomedical Sciences	Roy, Upal	Predictive biomarkers for Space-Radiation-induced Cognitive Disorders (B-SRCD)	National Aeronautics and Space Administration	\$ 120,000
College of Liberal Arts	Psychological Science	Cantos, Arthur	Miranda Warnings: Are 5th Amendment Rights in Jeopardy for Spanish-Speaking Persons?	University of North Texas / National Science Foundation	\$ 63,660

**The University of Texas Rio Grande Valley**  
**Proposals submitted in December**

COLLEGE/DIVISION	DEPARTMENT	PI NAME	PROGRAM NAME	AGENCY/SPONSOR NAME	Total
College of Sciences	Biology	Jia, Ying	Deciphering the toxin-toxin interactions to uncover snake venom complexity	National Science Foundation	\$ 299,797
College of Sciences	Biology	Soti, Pushpa	Cover Crops for Soil Health: Demonstration of On-Farm Trial	Private/Foundation	\$ 19,620
College of Sciences	Mathematical and Statistical Sciences	Sifuentes, Josef	A 2-Grid Preconditioning Method for the Lippmann-Schwinger Equation to Efficiently Model Time Harmonic Wave Scattering	National Science Foundation	\$ 197,860
College of Sciences	Physics and Astronomy	Ferrer, Efrain	RUI: Probing QCD with Magnetic Fields in the Multimessenger Astronomy Era	National Science Foundation	\$ 317,619
College of Sciences	School of Earth, Environmental, and Marine Sciences	Bessette, Shelby	Marine Scientist in the Making	Texas Parks and Wildlife Department	\$ 49,625
College of Sciences	School of Earth, Environmental, and Marine Sciences	Breier, John	Cooperative Institute for Integrated Data Science and Environmental Prediction	TAMU College Station / NOAA	\$ 2,546,445
Division of Governmental and Community Relations	Business Development	Landez, Hector	UTRGV Procurement Technical Assistance Program	Defense Logistics Agency	\$ 300,000
School of Medicine	Human Genetics	Arya, Rector	Effects of Mixed Carotenoid Supplementation on Gut Microbiome and Dysmetabolic Obesity in Mexican American Youth: A Randomized Controlled Trial	National Institutes of Health (NIH)	\$ 3,656,013
School of Medicine	Human Genetics	Blangero, John	Modeling the Exposome in Major Depression	National Institutes of Health (NIH)	\$ 3,809,833
School of Medicine	Human Genetics	Goring, Harald	Metabolomic correlates of osteoporosis risk	UTHealth / NIH	\$ 1,889,227
School of Medicine	Human Genetics	Goring, Harald	Metabolomics and Cognition in the Fels Longitudinal Study	UTHealth / NIH	\$ 1,034,935
School of Medicine	Human Genetics	Kumar, Satish	Novel Approaches to Understanding the Role of Genetics and Neurodevelopment in Sporadic Late Onset Parkinson's Disease	Private/Foundation	\$ 129,928
School of Medicine	Human Genetics	VandeBerg, John	A Novel Strategy for Developing Individually Tailored Treatments for Breast Cancer	Private/Foundation	\$ 200,000
School of Medicine	Immunology and Microbiology	Chauhan, Subhash	International Conference on Cancer Health Disparities	National Institutes of Health	\$ 44,922
School of Medicine	Immunology and Microbiology	Chauhan, Subhash	Nano RIT for ovarian cancer	National Institutes of Health	\$ 506,466
School of Medicine	Immunology and Microbiology	Chauhan, Subhash	Novel Biomarker for Early Detection of Pancreatic Cancer	Private/Foundation	\$ 500,000



**The University of Texas Rio Grande Valley**  
**Proposals submitted in December**

COLLEGE/DIVISION	DEPARTMENT	PI NAME	PROGRAM NAME	AGENCY/SPONSOR NAME	Total
School of Medicine	Immunology and Microbiology	Khan, Sheema	Harnessing the microbiome to advance diagnosis and improve immunotherapy	Private/Foundation	\$ 200,000
School of Medicine	Immunology and Microbiology	Yallapu, Murali	Nanoparticle-mediated GM1 treatment for Alzheimer's disease and related disorders	University of Tennessee HSC / National Institutes of Health	\$ 97,625
School of Medicine	Molecular Sciences	Tsin, Andrew	Retinoid Visual Cycle Toxicity, Retinal Detachment and Biomarker in Ocular Trauma	University of Mississippi Medical Center / Department of Defense	\$ 25,930
School of Medicine	Obstetrics & Gynecology	Gephart, Laura	UTRGV-DHR Obstetrics and Gynecology Cadaveric Learning Lab	Private/Foundation	\$ 9,396
School of Medicine	Psychiatry	Curet, Eugenia	Mental Health and Comprehensive Services for Adolescents with ASD	Texas Council on Developmental Disabilities	\$ 1,500,000
School of Social Work	School of Social Work	Srinivasa, Susheelabai	Peer Navigation through Hybrid Approach to Prevent HIV and Substance Use among University of Texas Rio Grande Valley Students	Substance Abuse and Mental Health Services Administration	\$ 999,255
Student Success	Student Involvement	Mata, Cindy	UTRGV Get Out the Count Campaign – From Undercounted and Hard to Count to Census Trailblazers	Private/Foundation	\$ 11,956
<b>Grand Total</b>					<b>\$ 19,030,667</b>

**The University of Texas Rio Grande Valley**  
**Proposal Submission by College/School - Monthly**

Proposal Submission	SEP - FY2020		OCT FY2020		NOV - FY2020		DEC - FY2020		FY 2020 - YTD	
	Count	Amount Requested	Count	Amount Requested	Count	Amount Requested	Count	Amount Requested	Count	Amount Requested
<b>Academic Affairs</b>										
<i>College of Education &amp; P-16 Integration</i>	1	\$ 498,688	0	\$ -	6	\$ 2,967,675	4	\$ 47,281	11	\$ 3,513,644
<i>College of Engineering &amp; Computer Science</i>	3	\$ 1,262,476	5	\$ 1,723,937	8	\$ 837,570	4	\$ 427,798	20	\$ 4,251,781
<i>College of Fine Arts</i>	0	\$ -	1	\$ 150,000	0	\$ -	1	\$ 15,000	2	\$ 165,000
<i>College of Liberal Arts</i>	1	\$ 10,000	2	\$ 4,230,950	2	\$ 37,900	1	\$ 63,660	6	\$ 4,342,510
<i>College of Sciences</i>	7	\$ 3,391,449	7	\$ 2,890,632	14	\$ 4,643,811	6	\$ 3,430,966	34	\$ 14,356,858
<i>Office of the Vice Provost for Faculty Affairs &amp; Diversity</i>	0	\$ -	0	\$ -	0	\$ -	0	\$ -	0	\$ -
<i>Provost Office-Academic Affairs</i>	0	\$ -	0	\$ -	0	\$ -	0	\$ -	0	\$ -
<i>Robert C. Vackar College of Business &amp; Entrepreneurship</i>	0	\$ -	0	\$ -	0	\$ -	0	\$ -	0	\$ -
									0	\$ -
<b>Division of Governmental &amp; Community</b>	0	\$ -	0	\$ -	0	\$ -	1	\$ 300,000	1	\$ 300,000
<b>Division of Health Affairs</b>										
<i>College of Health Professions</i>	2	\$ 5,662,872	5	\$ 3,191,119	1	\$ 100,000	2	\$ 130,475	10	\$ 9,084,466
<i>School of Medicine</i>	7	\$ 4,021,968	14	\$ 23,071,622	11	\$ 19,947,232	14	\$ 13,604,275	46	\$ 60,645,097
<i>School of Nursing</i>	0	\$ -	0	\$ -	0	\$ -	0	\$ -	0	\$ -
<i>School of Social Work</i>	0	\$ -	0	\$ -	0	\$ -	1	\$ 999,255	1	\$ 999,255
<b>Division of Research, Graduate Studies &amp;</b>	0	\$ -	0	\$ -	0	\$ -	0	\$ -	0	\$ -
<b>Finance &amp; Administration</b>	2	\$ 169,305	0	\$ -	0	\$ -	0	\$ -	2	\$ 169,305
<b>Presidents Office</b>	0	\$ -	0	\$ -	0	\$ -	0	\$ -	0	\$ -
<b>Strategic Enrollment</b>	0	\$ -	0	\$ -	0	\$ -	0	\$ -	0	\$ -
<b>Student Success</b>	1	\$ 20,000	0	\$ -	0	\$ -	1	\$ 11,956	2	\$ 31,956
<b>Grand Total</b>	<b>24</b>	<b>\$ 15,036,758</b>	<b>34</b>	<b>\$ 35,258,260</b>	<b>42</b>	<b>\$ 28,534,188</b>	<b>35</b>	<b>\$ 19,030,667</b>	<b>135</b>	<b>\$ 97,859,873</b>

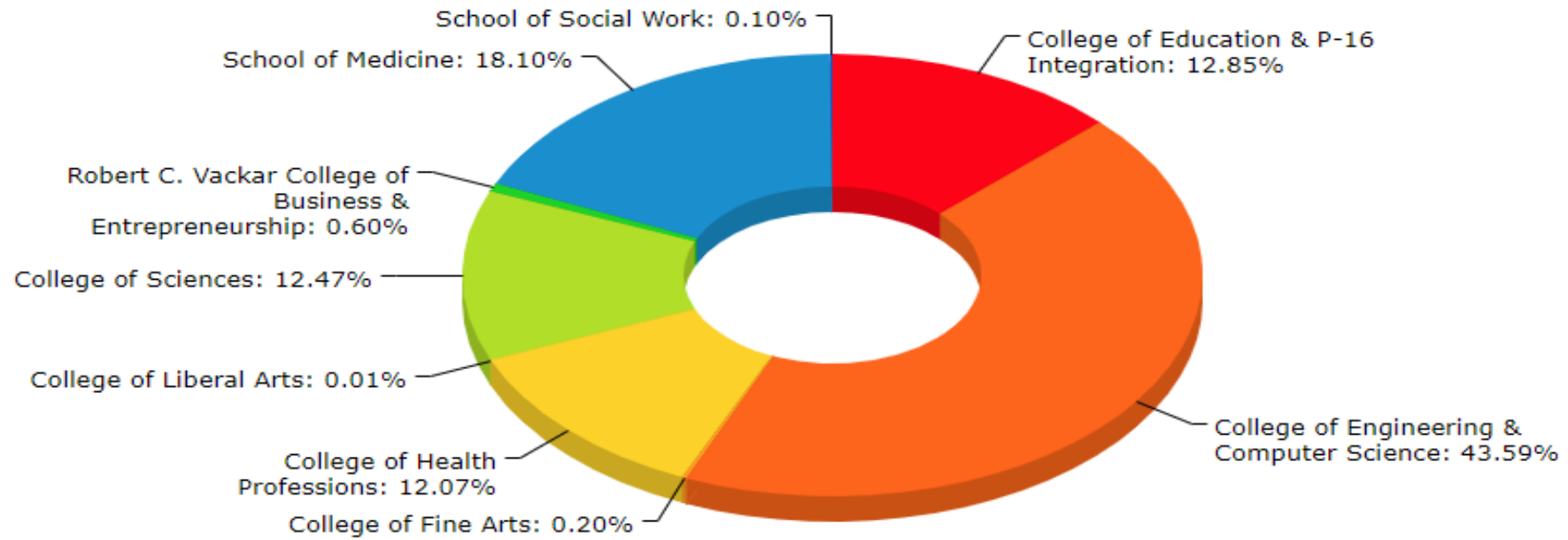
**The University of Texas Rio Grande Valley**  
**Awards by Schools/Colleges**

<b>Awards</b>	<b>DEC - FY2020</b> <i>Dec 1, 2019 - Dec 31, 2019</i>		<b>FY 2020 - YTD</b> <i>Sep 1, 2019 - Dec 31, 2019</i>	
	<b>Count of Awards</b>	<b>Sum of Total</b>	<b>Count of Awards</b>	<b>Sum of Total</b>
<b>Academic Affairs</b>				
<i>College of Education &amp; P-16 Integration</i>	0	\$ -	2	\$ 1,263,659
<i>College of Engineering &amp; Computer Science</i>	0	\$ -	15	\$ 4,285,218
<i>College of Fine Arts</i>	0	\$ -	1	\$ 20,000
<i>College of Liberal Arts</i>	0	\$ -	1	\$ 1,000
<i>College of Sciences</i>	2	\$ 34,783	15	\$ 1,225,613
<i>Office of the Vice Provost for Faculty Affairs &amp; Diversity</i>	0	\$ -	0	\$ -
<i>EVP for Academic Affairs, Student Success, and P-16 Integration</i>	0	\$ -	0	\$ -
<i>Robert C. Vackar College of Business &amp; Entrepreneurship</i>	0	\$ -	1	\$ 59,000
<b>Division of Governmental &amp; Community Relations</b>	0	\$ -	3	\$ 363,916
<b>Division of Health Affairs</b>				
<i>College of Health Professions</i>	1	\$ 100,000	6	\$ 1,186,770
<i>School of Medicine</i>	4	\$ 538,227	12	\$ 1,779,674
<i>School of Nursing</i>	0	\$ -	0	\$ -
<i>School of Social Work</i>	1	\$ 10,000	1	\$ 10,000
<b>Division of Research, Graduate Studies &amp; New Program</b>	1	\$ 13,200	3	\$ 397,763
<b>Finance &amp; Administration</b>	0	\$ -	0	\$ -
<b>Presidents Office</b>	0	\$ -	0	\$ -
<b>Strategic Enrollment</b>	0	\$ -	1	\$ 55,000
<b>Student Success</b>	1	\$ 172,280	3	\$ 252,280
<b>Grand Total</b>	<b>10</b>	<b>\$ 868,490</b>	<b>64</b>	<b>\$ 10,899,893</b>

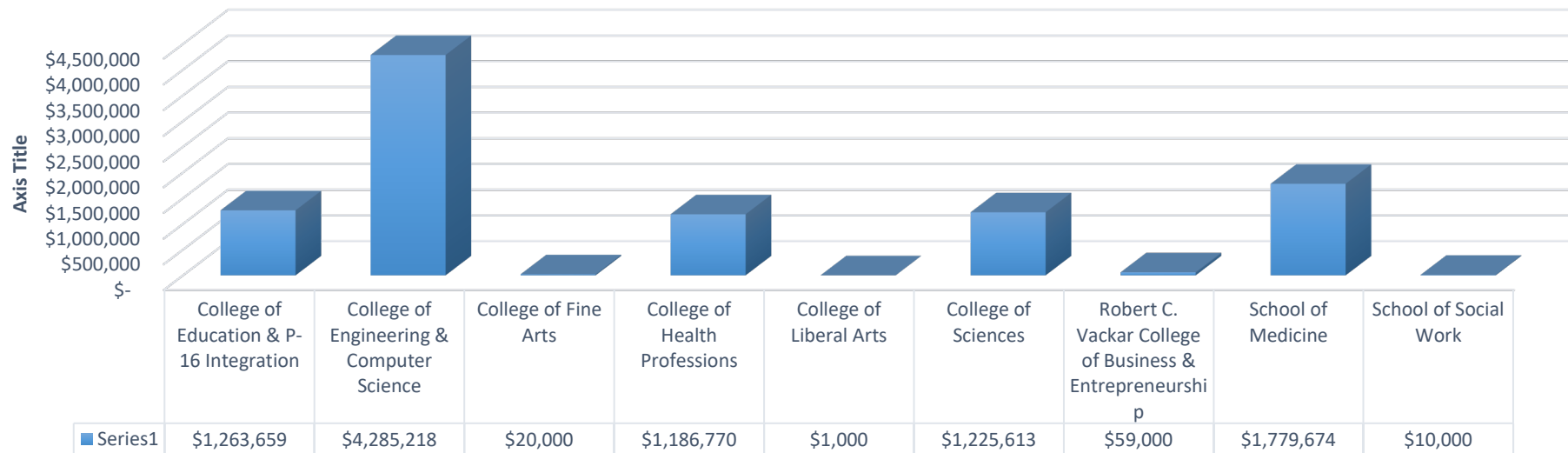
# AWARD PERCENTAGE

>> BY COLLEGE/SCHOOLS

Sep 1, 2019 - Dec 31, 2019



### FY 20 Awards Received by College/Schools



**The University of Texas Rio Grande Valley**  
**Awards received in December**

College/School	Department	PI Name	Awards	Type of Project	Sponsor	Total
College of Health Professions	School of Rehabilitation Services & Counseling	Umeasiegbu, Veronica	Community Outreach RGV	New Award	Texas Council for Developmental Disabilities	\$ 100,000
College of Sciences	Biology	Schuenzel, Erin	Molecular Fruit Fly ID Support FY19	Amendment	U.S. Department of Agriculture	\$ 28,283
College of Sciences	Office of Health Professional Careers	Stern, Gustavo	FY20 JAMP Brownsville	New Award	University of Texas System Admin Office	\$ 6,500
Research, Graduate Studies & New Program Development	Center for Sustainable Agriculture and Rural Advancement (SARA)	Bennack, George	Urban Incubator Farm	New Award	U.S. Department of Agriculture	\$ 13,200
School of Medicine	Clinical Affairs	Nelson, Linda	Interprofessional Community-Based Practice and Education Project	New Award	Private/Foundation	\$ 150,000
School of Medicine	Human Genetics	Curran, Joanne	Telomere Length Dynamics in Relation to Changes in Adiposity and Metabolic Risk	Amendment	University of Texas Health Science Center at Houston / NIH	\$ 110,623
School of Medicine	Internal Medicine	Dentino, Andrew	Center for Clinical and Translational Sciences (CTSA - Hub Research Capacity)	New Award	University of Texas Health Science Center at Houston / NIH	\$ 111,906
School of Medicine	Pediatrics	Griffin, Marsha	Interprofessional Community-Based Practice and Education	New Award	Private/Foundation	\$ 165,698
School of Social Work	School of Social Work	Feize, Leyla	Bereavement and Suicide Education (BASE)	New Award	Private/Foundation	\$ 10,000
Student Success	Student Educational Outreach	Valdez, Cynthia	Workstudy Mentorship Program	New Award	Texas Higher Education Coordinating Board (THECB)	\$ 172,280
<b>Grand Total</b>						<b>\$ 868,490</b>

**The University of Texas Rio Grande Valley**  
**Awards by Schools/Colleges - Monthly**

	SEP - FY2020		OCT FY2020		NOV - FY2020		DEC - FY2020		FY 2020 - YTD	
<b>Awards</b>	<b>Count</b>	<b>Amount Awarded</b>	<b>Count</b>	<b>Amount Awarded</b>	<b>Count</b>	<b>Amount Awarded</b>	<b>Count</b>	<b>Amount Awarded</b>	<b>Count</b>	<b>Total Amount Awarded</b>
<b>Academic Affairs</b>										
<i>College of Education &amp; P-16 Integration</i>	1	\$ 1,243,659	0	\$ -	1	\$ 20,000	0	\$ -	2	\$ 1,263,659
<i>College of Engineering &amp; Computer Science</i>	3	\$ 4,118,812	1	\$ 95,656	11	\$ 70,750	0	\$ -	15	\$ 4,285,218
<i>College of Fine Arts</i>	0	\$ -	0	\$ -	1	\$ 20,000	0	\$ -	1	\$ 20,000
<i>College of Liberal Arts</i>	1	\$ 1,000	0	\$ -	0	\$ -	0	\$ -	1	\$ 1,000
<i>College of Sciences</i>	5	\$ 318,079	6	\$ 695,168	2	\$ 177,583	2	\$ 34,783	15	\$ 1,225,613
<i>Office of the Vice Provost for Faculty Affairs &amp; Diversity</i>	0	\$ -	0	\$ -	0	\$ -	0	\$ -	0	\$ -
<i>Provost Office-Academic Affairs</i>	0	\$ -	0	\$ -	0	\$ -	0	\$ -	0	\$ -
<i>Robert C. Vackar College of Business &amp; Entrepreneurship</i>	0	\$ -	0	\$ -	1	\$ 59,000	0	\$ -	1	\$ 59,000
<b>Division of Governmental &amp; Community</b>	1	\$ 12,123	2	\$ 351,793	0	\$ -	0	\$ -	3	\$ 363,916
<b>Division of Health Affairs</b>										
<i>College of Health Professions</i>	2	\$ 1,021,770	2	\$ 45,000	1	\$ 20,000	1	\$ 100,000	6	\$ 1,186,770
<i>School of Medicine</i>	3	\$ 962,775	3	\$ 264,004	2	\$ 14,668	4	\$ 538,227	12	\$ 1,779,674
<i>School of Nursing</i>	0	\$ -	0	\$ -	0	\$ -	0	\$ -	0	\$ -
<i>School of Social Work</i>	0	\$ -	0	\$ -	0	\$ -	1	\$ 10,000	1	\$ 10,000
<b>Division of Research, Graduate Studies &amp;</b>	0	\$ -	0	\$ -	2	\$ 384,563	1	\$ 13,200	3	\$ 397,763
<b>Finance &amp; Administration</b>	0	\$ -	0	\$ -	0	\$ -	0	\$ -	0	\$ -
<b>Presidents Office</b>	0	\$ -	0	\$ -	0	\$ -	0	\$ -	0	\$ -
<b>Strategic Enrollment</b>	0	\$ -	0	\$ -	1	\$ 55,000	0	\$ -	1	\$ 55,000
<b>Student Success</b>	1	\$ 40,000	1	\$ 40,000	0	\$ -	1	\$ 172,280	3	\$ 252,280
<b>Grand Total</b>	<b>17</b>	<b>\$ 7,718,218</b>	<b>15</b>	<b>\$ 1,491,621</b>	<b>22</b>	<b>\$ 821,564</b>	<b>10</b>	<b>\$ 868,490</b>	<b>64</b>	<b>\$ 10,899,893</b>