

The University of Texas Rio Grande Valley  
 FY2019 Research Expenditures - **All Fund Groups**  
 Year-to-Date as of July 31, 2019

| Unit                               | As of July 31, 2019  |                      |                     |                     |                      | As of July 31, 2018  | As of July 31, 2017  |
|------------------------------------|----------------------|----------------------|---------------------|---------------------|----------------------|----------------------|----------------------|
|                                    | Federal              | Institutional        | Private             | State               | Grand Total          |                      |                      |
| Academic Affairs and Stdnt Success | \$ 4,871,502         | \$ 16,822,637        | \$ 431,830          | \$ 1,246,918        | \$ 23,372,886        | \$ 9,112,019         | \$ 10,455,944        |
| Research Grad Studies New Pgms     | \$ 1,030,466         | \$ 547,604           | \$ 99,784           | \$ 1,249,139        | \$ 2,926,993         | \$ 2,509,917         | \$ 2,672,413         |
| Finance & Administration           | -                    | \$ 37,634            | -                   | -                   | \$ 37,634            | \$ 1,700             | \$ 859               |
| Division of Health Affairs         | \$ 5,993,851         | \$ 6,129,147         | \$ 3,409,464        | \$ 3,298,497        | \$ 18,830,959        | \$ 11,111,367        | \$ 10,877,292        |
| <b>Grand Total</b>                 | <b>\$ 11,895,820</b> | <b>\$ 23,537,022</b> | <b>\$ 3,941,077</b> | <b>\$ 5,794,553</b> | <b>\$ 45,168,471</b> | <b>\$ 22,735,002</b> | <b>\$ 24,006,508</b> |

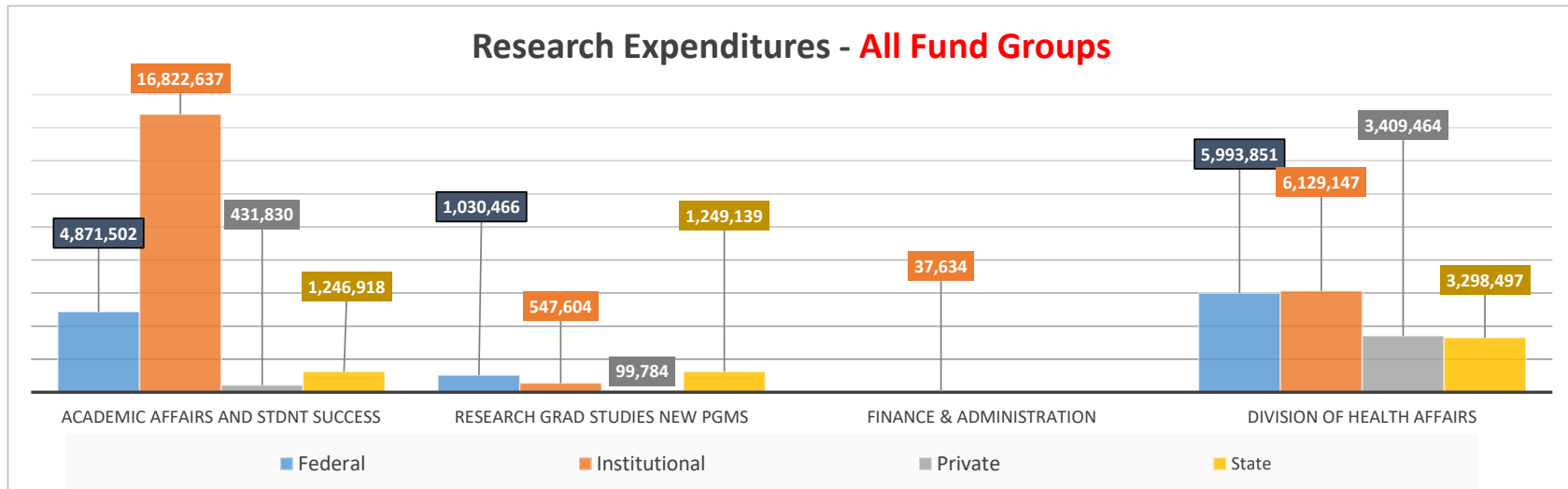
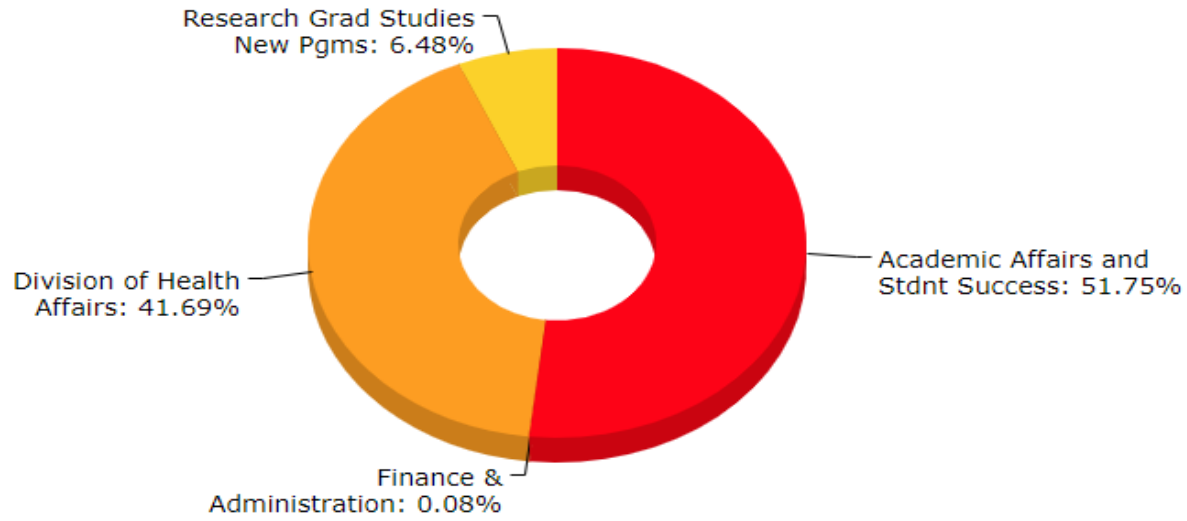
The University of Texas Rio Grande Valley  
 FY2019 Research Expenditures - **Restricted**  
 Year-to-Date as of July 31, 2019

| Unit                               | As of July 31, 2019 |               |                     |                     |                      | As of July 31, 2018  | As of July 31, 2017  |
|------------------------------------|---------------------|---------------|---------------------|---------------------|----------------------|----------------------|----------------------|
|                                    | Federal             | Institutional | Private             | State               | Grand Total          |                      |                      |
| Academic Affairs and Stdnt Success | \$ 3,923,039        | -             | \$ 393,528          | \$ 644,701          | \$ 4,961,267         | \$ 6,330,939         | \$ 6,720,305         |
| Research Grad Studies New Pgms     | \$ 826,806          | -             | \$ 99,784           | \$ 489,951          | \$ 1,416,540         | \$ 1,317,351         | \$ 1,670,742         |
| Division of Health Affairs         | \$ 4,570,802        | -             | \$ 3,065,526        | \$ 293,346          | \$ 7,929,674         | \$ 4,074,802         | \$ 3,533,113         |
| <b>Grand Total</b>                 | <b>\$ 9,320,647</b> | <b>-</b>      | <b>\$ 3,558,838</b> | <b>\$ 1,427,997</b> | <b>\$ 14,307,482</b> | <b>\$ 11,723,092</b> | <b>\$ 11,924,159</b> |

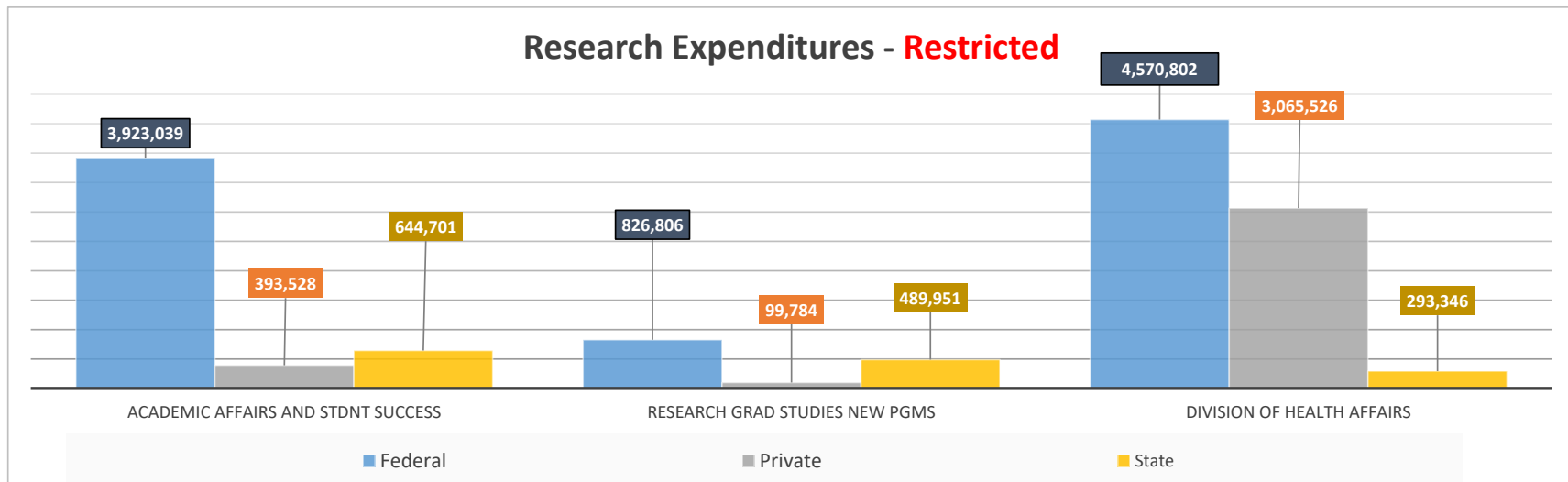
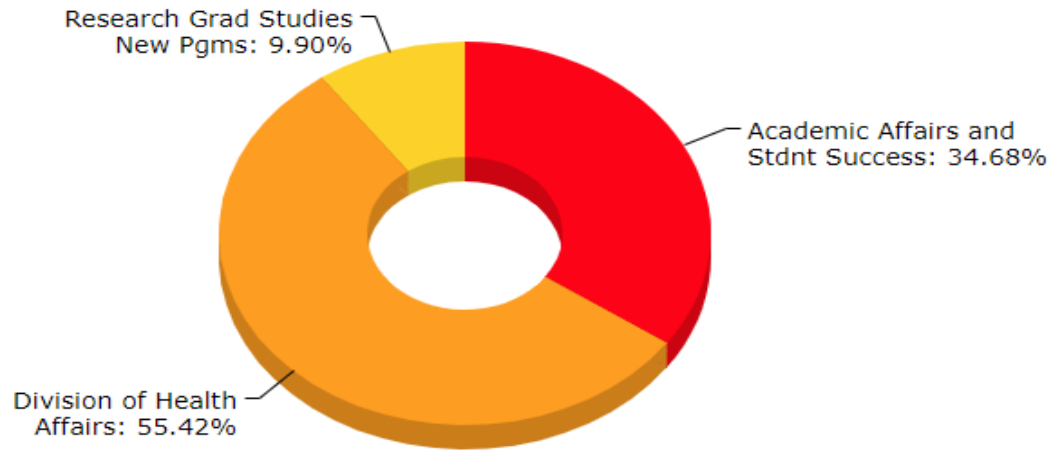
**Note:**

Indirect Costs and Pass-through expenditures have been excluded from the Research Expenditures Report. Restricted research should not include indirect costs and pass-through expenditures in order to match the Sources and Uses report which follows the Texas Higher Education Coordinating Board's Standards and Accounting Methods for Reporting Restricted Research Expenditures.

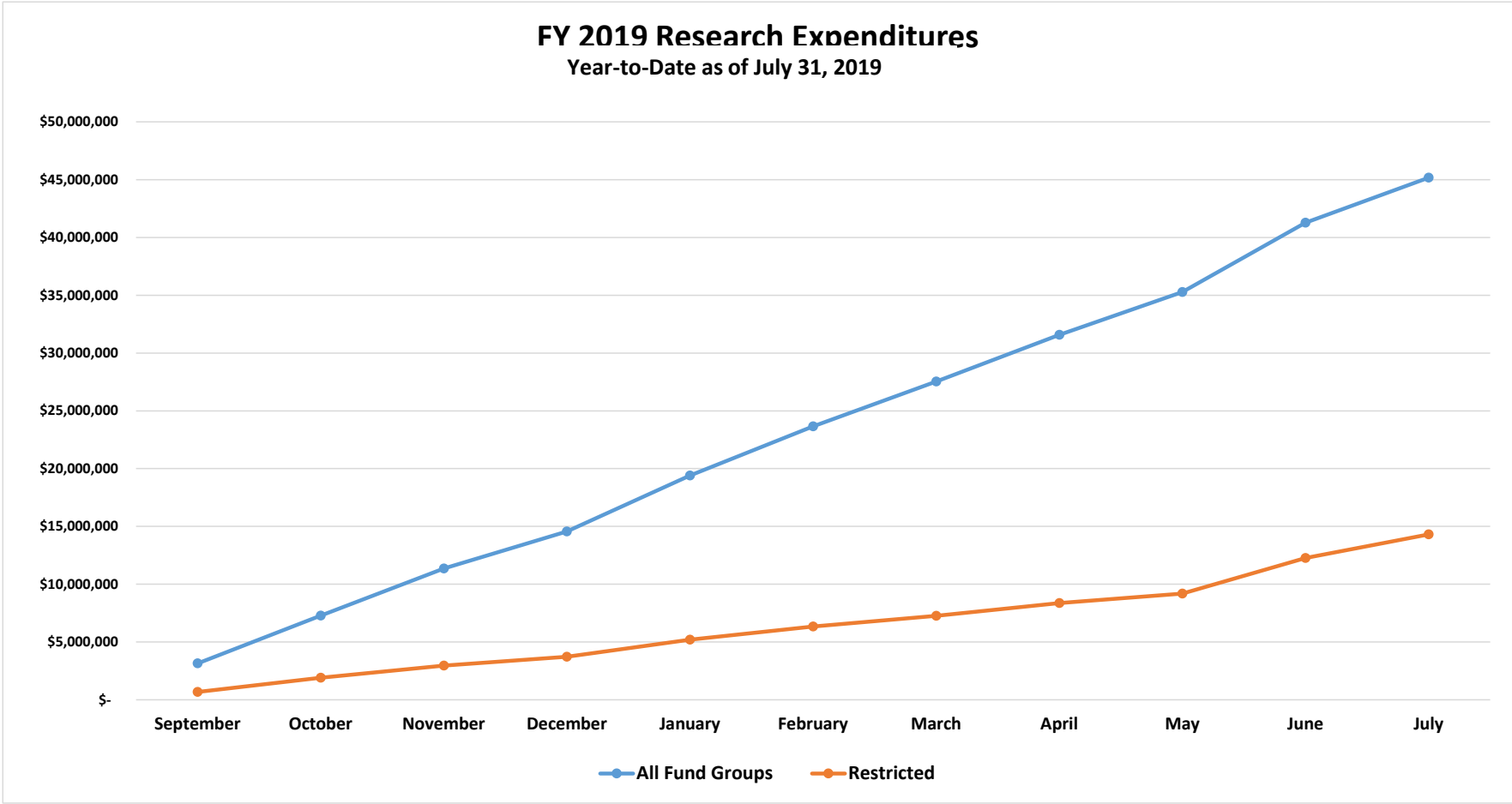
## Research Expenditures - All Fund Groups Year-to-Date as of July 31, 2019



## Research Expenditures - Restricted Year-to-Date as of July 31, 2019



### FY 2019 Research Expenditures Year-to-Date as of July 31, 2019



**LEGEND**

|                        | September    | October      | November      | December      | January       | February      | March         | April         | May           | June          | July          |
|------------------------|--------------|--------------|---------------|---------------|---------------|---------------|---------------|---------------|---------------|---------------|---------------|
| <b>All Fund Groups</b> | \$ 3,145,706 | \$ 7,281,274 | \$ 11,360,024 | \$ 14,568,646 | \$ 19,396,854 | \$ 23,656,663 | \$ 27,543,273 | \$ 31,568,725 | \$ 35,275,230 | \$ 41,271,383 | \$ 45,168,471 |
| <b>Restricted</b>      | \$ 677,310   | \$ 1,909,688 | \$ 2,967,219  | \$ 3,723,704  | \$ 5,204,211  | \$ 6,340,566  | \$ 7,262,282  | \$ 8,368,277  | \$ 9,181,805  | \$ 12,274,461 | \$ 14,307,482 |

*Note: Each month includes expenses starting September 1st all the way to that month*

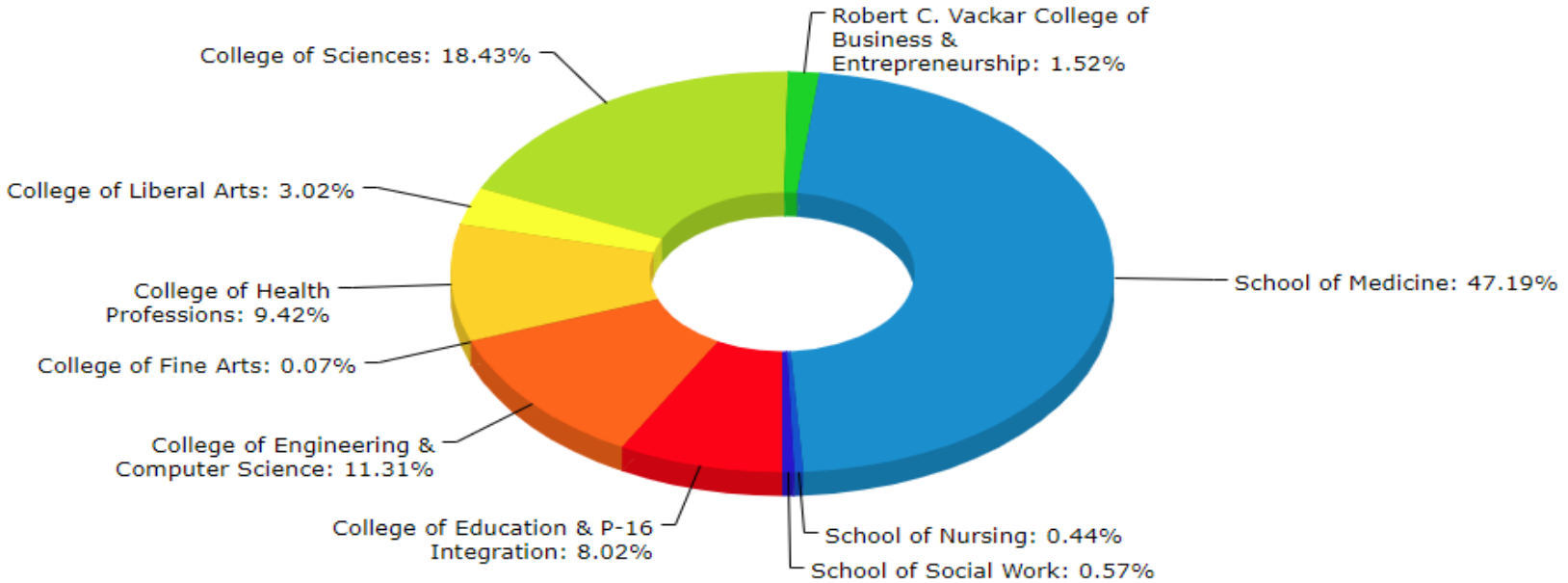
**The University of Texas Rio Grande Valley**  
**Proposal Submission by College/School**

| Proposal Submission  | JUL - FY2019<br>Jul 1, 2019 - Jul 31, 2019 |                      | FY 2019 - YTD<br>Sep 1, 2018 - Jul 31, 2019 |                       |
|--|--|----------------------|---|-----------------------|
|  | Count                                      | Amount Requested     | Count                                       | Amount Requested      |
| <b>Academic Affairs</b>  |  |                      |   |                       |
| <i>College of Education &amp; P-16 Integration</i>                     | 3  | \$ 1,521,279         | 11  | \$ 18,296,623         |
| <i>College of Engineering &amp; Computer Science</i>                   | 3  | \$ 1,602,131         | 64  | \$ 25,800,631         |
| <i>College of Fine Arts</i>  | 0  | \$ -                 | 3   | \$ 167,773            |
| <i>College of Liberal Arts</i>   | 1  | \$ 59,975            | 19  | \$ 6,900,836          |
| <i>College of Sciences</i>   | 10   | \$ 8,760,560         | 114   | \$ 42,042,742         |
| <i>Office of the Vice Provost for Faculty Affairs &amp; Diversity</i>  | 0  | \$ -                 | 0   | \$ -                  |
| <i>EVP for Academic Affairs, Student Success, and P-16 Integration</i> | 1  | \$ 3,000,000         | 2   | \$ 3,553,991          |
| <i>Robert C. Vackar College of Business &amp; Entrepreneurship</i>     | 1  | \$ 2,952,735         | 7   | \$ 3,475,119          |
| <b>Division of Governmental &amp; Community Relations</b>              | 0  | \$ -                 | 2   | \$ 625,000            |
| <b>Division of Health Affairs</b>                                      |  |                      |   |                       |
| <i>College of Health Professions</i>                                   | 1  | \$ 2,399,997         | 33  | \$ 21,488,444         |
| <i>School of Medicine</i>  | 9  | \$ 11,766,623        | 65  | \$ 107,665,036        |
| <i>School of Nursing</i>   | 0  | \$ -                 | 2   | \$ 1,000,000          |
| <i>School of Social Work</i>   | 1  | \$ 10,000            | 2   | \$ 1,295,613          |
| <b>Division of Research, Graduate Studies &amp; New Program</b>        | 1  | \$ 50,000            | 10  | \$ 1,632,521          |
| <b>Finance &amp; Administration</b>                                    | 0  | \$ -                 | 0   | \$ -                  |
| <b>Presidents Office</b>   | 0  | \$ -                 | 0   | \$ -                  |
| <b>Strategic Enrollment</b>  | 0  | \$ -                 | 2   | \$ 15,000             |
| <b>Student Success</b>   | 0  | \$ -                 | 6   | \$ 4,724,219          |
| <b>Grand Total</b>   | <b>31</b>                                  | <b>\$ 32,123,300</b> | <b>342</b>                                  | <b>\$ 238,683,548</b> |

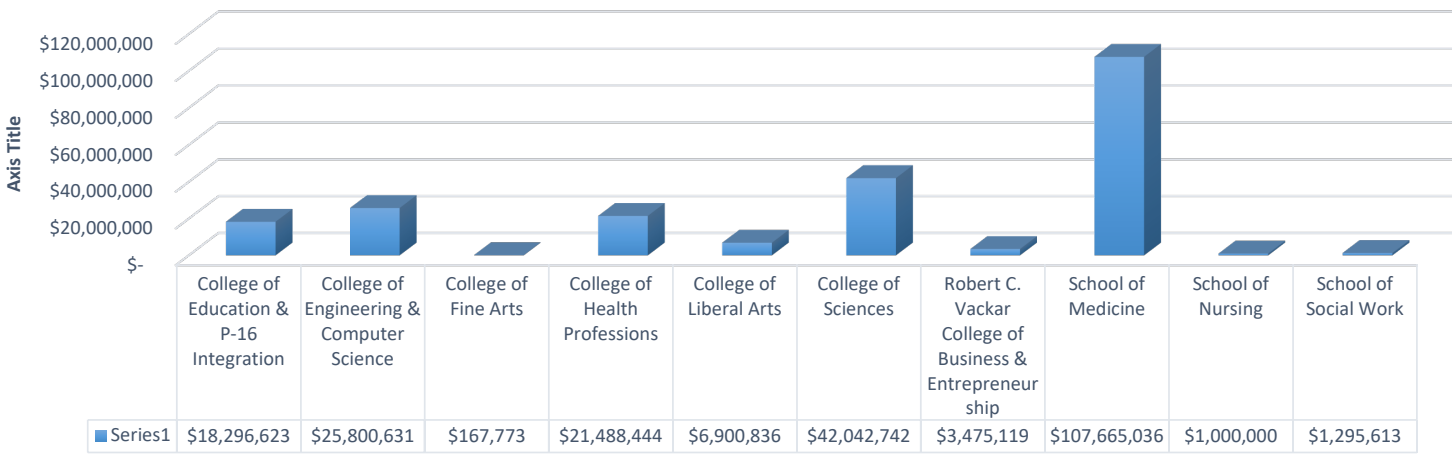
# SUBMISSION PERCENTAGE

>> BY COLLEGE/SCHOOLS

Sep 1, 2018 - July 31, 2019



FY 19 Proposals: Funds Requested by College/Schools



**The University of Texas Rio Grande Valley**  
**Proposals submitted in July**

| COLLEGE/DIVISION                            | DEPARTMENT                            | PI NAME                   | PROGRAM NAME   | AGENCY/SPONSOR NAME                         | Total        |
|---|---------------------------------------|---------------------------|--|---|--------------|
| College of Education & P-16 Integration     | Human Development & School Services   | Gonzalez, Irasema         | 2018-2021 Early Childhood Certification Support Grant  | Texas Education Agency                      | \$ 11,806    |
| College of Education & P-16 Integration     | Human Development & School Services   | Ward, Hsuying             | Project PLEASE – Program for Leaders to Educate and Advocate for Special Education   | U.S. Department of Education                | \$ 1,243,658 |
| College of Education & P-16 Integration     | Teaching and Learning                 | De Leon, Leticia          | Resiliency and Digital Literacy Skills for Career Readiness Using VR Simulations   | National Science Foundation                 | \$ 265,815   |
| College of Engineering and Computer Science | Computer Science                      | Wylie, Timothy            | CAREER:Robot Swarm Motion Planning with Uniform Control  | National Science Foundation                 | \$ 407,284   |
| College of Engineering and Computer Science | Manufacturing and Industrial          | Choutapalli, Isaac        | An Experimental Study of Transition and Turbulence of Flow Past a Hydrofoil  | U.S. Department of Defense                  | \$ 659,496   |
| College of Engineering and Computer Science | Manufacturing and Industrial          | Li, Jianzhi               | Additive Synthesis of Hierarchically Structured Metallurgical Materials Combining High Entropy Alloys and Intermetallic Compounds (IM) to Transform STEM Research and Education in South Texas | U.S. Department of Defense                  | \$ 535,351   |
| College of Health Professions               | Health and Biomedical Sciences        | Roy, Upal                 | The role of an Enriched Environment on alpha-synuclein mutation in Parkinson Disease Pathology   | U.S. Department of Defense                  | \$ 2,399,997 |
| College of Liberal Arts                     | Writing and Language Studies          | Christoffersen, Katherine | Bilingual Voices in the U.S./Mexico Borderlands: Technology-Enhanced Transcription and Community Engaged Scholarship   | National Endowment for the Humanities (NEH) | \$ 59,975    |
| College of Sciences                         | Biology                               | Kariyat, Rupesh           | CAREER: USING CHEMICAL ECOLOGY AND MOLECULAR GENETICS TO UNDERSTAND MULTITROPHIC INTERACTIONS IN INVASIVE SPECIES  | National Science Foundation                 | \$ 634,246   |
| College of Sciences                         | Chemistry                             | Uddin, Mohammed J.        | Solar Energy Technologies Office Fiscal Year 2019 Funding Program (DE-FOA-0002064)   | University of Texas at Arlington (UTA)      | \$ 35,000    |
| College of Sciences                         | Mathematical and Statistical Sciences | White, Jacob              | Faculty Early Career Development Program (CAREER)  | National Science Foundation                 | \$ 505,648   |
| College of Sciences                         | Physics & Astronomy                   | Ramezani, Hamidreza       | CAREER: Weaving the vacuum-light-matter interactions using synthetic topological lattices  | National Science Foundation                 | \$ 1,275,005 |
| College of Sciences                         | Physics & Astronomy                   | Kim, HyeongJun            | CAREER: Single-molecule approaches for determining compaction mechanisms of DNA-binding proteins   | National Science Foundation                 | \$ 897,482   |

**The University of Texas Rio Grande Valley**  
**Proposals submitted in July**

| COLLEGE/DIVISION   | DEPARTMENT   | PI NAME                | PROGRAM NAME  | AGENCY/SPONSOR NAME            | Total        |
|--|--|------------------------|---|--------------------------------|--------------|
| College of Sciences  | Physics & Astronomy  | Ramezani, Hamidreza    | Defect states in time and space modulated lattices  | U.S. Department of Defense     | \$ 653,371   |
| College of Sciences  | School of Earth, Environmental and Marine Sciences   | Davis, Drew            | Request for Proposals – Characterization of the Microbiome of the Barton Springs Salamander   | City of Austin                 | \$ 43,450    |
| College of Sciences  | School of Earth, Environmental and Marine Sciences   | Fierro-Cabo, Alejandro | Gulf Research Program- Healthy Ecosystems Grants 4  | The National Academies         | \$ 1,655,080 |
| College of Sciences  | School of Earth, Environmental and Marine Sciences   | Figueroa, Diego        | Ecosystem response to climate change in the Gulf of Mexico: Coupled natural-human system dynamics   | The National Academies         | \$ 389,609   |
| College of Sciences  | School of Earth, Environmental and Marine Sciences   | Racelis, Alexis        | Conservation Innovation Grants On-Farm Conservation Innovation Trials for Federal fiscal year (FY) 2019                                     | U.S. Department of Agriculture | \$ 2,671,669 |
| Health Affairs   | School of Social Work  | Feize, Leyla           | Capacity Building Grant   | New York Life Foundation       | \$ 10,000    |
| Office of the Executive Vice President for Academic Affairs, Student Success, and P-16 Integration | Office of the Executive Vice President for Academic Affairs, Student Success, and P-16 Integration | McHatton, Patricia     | Developing a Share Responsibility for Student Success   | U.S. Department of Education   | \$ 3,000,000 |
| Research, Graduate Studies & NPDP  | SARA Center  | Lago, Carlos           | 2019 Texas Hispanic Farmers and Ranchers Conference   | U.S. Department of Agriculture | \$ 50,000    |
| Robert C. Vackar College of Business & Entrepreneurship  | Information Systems  | Wang, Bin              | Preparing Future Hispanic Business Leaders: A Comprehensive Five-Year Plan to Transform Postbaccalaureate Business Education in South Texas | U.S. Department of Education   | \$ 2,952,735 |
| School of Medicine   | Human Genetics   | Curran, Joanne         | Lipidomic Variation and Osteoporosis Risk   | UTHealth Houston / NIH         | \$ 874,456   |
| School of Medicine   | Human Genetics   | VandeBerg, John        | Laboratory opossum model for reproductive pathologies caused by Zika virus infection of juvenile females                                    | National Institutes of Health  | \$ 393,311   |
| School of Medicine   | Immunology and Microbiology  | Chauhan, Subhash       | Nano-RIT for ovarian cancer   | National Institutes of Health  | \$ 2,439,821 |
| School of Medicine   | Immunology and Microbiology  | Chauhan, Subhash       | Novel Biomarker and Imaging Agent for Early Detection of Pancreatic Cancer  | National Institutes of Health  | \$ 2,892,000 |
| School of Medicine   | Immunology and Microbiology  | Hafeez, Bilal          | Novel Therapeutic approach for the treatment of metastatic castration resistant prostate cancer   | U.S. Department of Defense     | \$ 1,089,750 |
| School of Medicine   | Immunology and Microbiology  | Yallapu, Murali        | A Precise Targeted Nanosystem to Combat Prostate Cancer Bone Metastasis   | National Institutes of Health  | \$ 1,816,250 |
| School of Medicine   | Immunology and Microbiology  | Yallapu, Murali        | Novel microRNA Nanoconstruct for Drug Resistant Prostate Cancer   | National Institutes of Health  | \$ 1,816,250 |



**The University of Texas Rio Grande Valley**  
**Proposals submitted in July**

| COLLEGE/DIVISION   | DEPARTMENT        | PI NAME         | PROGRAM NAME  | AGENCY/SPONSOR NAME           | Total                |
|--------------------|-------------------|-----------------|---|-------------------------------|----------------------|
| School of Medicine | Molecular Science | Reyna, Sara     | Role of triterpenoids in modulating muscle glucose transport and inflammation   | American Diabetes Association | \$ 345,000           |
|                    |                   |                 | Creating Care Management for The Most Vulnerable Pregnant Women and their Unborn Children Coming Through the Respite Center in McAllen, Texas |                               |                      |
| School of Medicine | Pediatrics        | Griffin, Marsha | McAllen, Texas  | UNICEF USA                    | \$ 99,785            |
| <b>Grand Total</b> |                   |                 |   |                               | <b>\$ 32,123,300</b> |

**The University of Texas Rio Grande Valley**  
**Proposal Submission by College/School - Monthly**

| Proposal Submission   | QTR 1<br>(Sep - Nov) |                      | QTR 2<br>(Dec - Feb) |                      | QTR 3<br>(Mar - May) |                      | JUN - FY2019 |                      | JUL - FY2019 |                      | FY 2019 - YTD<br>Sep 1, 2018 - Jul 31, 2019 |                       |
|---|----------------------|----------------------|----------------------|----------------------|----------------------|----------------------|--------------|----------------------|--------------|----------------------|---|-----------------------|
|   | Count                | Amount Requested     | Count                | Amount Requested     | Count                | Amount Requested     | Count        | Amount Requested     | Count        | Amount Requested     | Count                                       | Amount Requested      |
| <b>Academic Affairs</b>   |                      |                      |                      |                      |                      |                      |              |                      |              |                      |   |                       |
| <i>College of Education &amp; P-16 Integration</i>                    | 2                    | \$ 7,549,618         | 0                    | \$ -                 | 4                    | \$ 9,078,426         | 2            | \$ 147,300           | 3            | \$ 1,521,279         | 11  | \$ 18,296,623         |
| <i>College of Engineering &amp; Computer Science</i>                  | 25                   | \$ 4,462,992         | 19                   | \$ 13,278,301        | 14                   | \$ 2,004,461         | 3            | \$ 4,452,746         | 3            | \$ 1,602,131         | 64  | \$ 25,800,631         |
| <i>College of Fine Arts</i>   | 0                    | \$ -                 | 1                    | \$ 43,215            | 0                    | \$ -                 | 2            | \$ 124,558           | 0            | \$ -                 | 3   | \$ 167,773            |
| <i>College of Liberal Arts</i>  | 6                    | \$ 153,518           | 10                   | \$ 2,486,856         | 2                    | \$ 4,200,487         | 0            | \$ -                 | 1            | \$ 59,975            | 19  | \$ 6,900,836          |
| <i>College of Sciences</i>  | 35                   | \$ 13,418,240        | 31                   | \$ 8,981,236         | 29                   | \$ 8,813,565         | 9            | \$ 2,069,141         | 10           | \$ 8,760,560         | 114   | \$ 42,042,742         |
| <i>Office of the Vice Provost for Faculty Affairs &amp; Diversity</i> | 0                    | \$ -                 | 0                    | \$ -                 | 0                    | \$ -                 | 0            | \$ -                 | 0            | \$ -                 | 0   | \$ -                  |
| <i>Provost Office-Academic Affairs</i>                                | 0                    | \$ -                 | 0                    | \$ -                 | 1                    | \$ 553,991           | 0            | \$ -                 | 1            | \$ 3,000,000         | 2   | \$ 3,553,991          |
| <i>Robert C. Vaكار College of Business &amp; Entrepreneurship</i>     | 0                    | \$ -                 | 3                    | \$ 126,500           | 1                    | \$ 259,690           | 2            | \$ 136,194           | 1            | \$ 2,952,735         | 7   | \$ 3,475,119          |
| Division of Governmental & Community                                  | 0                    | \$ -                 | 1                    | \$ 300,000           | 1                    | \$ 325,000           | 0            | \$ -                 | 0            | \$ -                 | 2   | \$ 625,000            |
| <b>Division of Health Affairs</b>                                     |                      |                      |                      |                      |                      |                      |              |                      |              |                      |   |                       |
| <i>College of Health Professions</i>                                  | 7                    | \$ 3,419,302         | 12                   | \$ 4,900,482         | 10                   | \$ 4,479,727         | 3            | \$ 6,288,936         | 1            | \$ 2,399,997         | 33  | \$ 21,488,444         |
| <i>School of Medicine</i>   | 10                   | \$ 35,639,877        | 18                   | \$ 28,245,874        | 19                   | \$ 21,850,455        | 9            | \$ 10,162,207        | 9            | \$ 11,766,623        | 65  | \$ 107,665,036        |
| <i>School of Nursing</i>  | 1                    | \$ 1,000,000         | 1                    | \$ -                 | 0                    | \$ -                 | 0            | \$ -                 | 0            | \$ -                 | 2   | \$ 1,000,000          |
| <i>School of Social Work</i>  | 0                    | \$ -                 | 0                    | \$ -                 | 1                    | \$ 1,285,613         | 0            | \$ -                 | 1            | \$ 10,000            | 2   | \$ 1,295,613          |
| Division of Research, Graduate Studies &                              | 2                    | \$ 536,825           | 2                    | \$ 8,917             | 1                    | \$ 150,000           | 4            | \$ 886,779           | 1            | \$ 50,000            | 10  | \$ 1,632,521          |
| Finance & Administration  | 0                    | \$ -                 | 0                    | \$ -                 | 0                    | \$ -                 | 0            | \$ -                 | 0            | \$ -                 | 0   | \$ -                  |
| Presidents Office   | 0                    | \$ -                 | 0                    | \$ -                 | 0                    | \$ -                 | 0            | \$ -                 | 0            | \$ -                 | 0   | \$ -                  |
| Strategic Enrollment  | 0                    | \$ -                 | 0                    | \$ -                 | 2                    | \$ 15,000            | 0            | \$ -                 | 0            | \$ -                 | 2   | \$ 15,000             |
| Student Success   | 1                    | \$ 104,219           | 0                    | \$ -                 | 5                    | \$ 4,620,000         | 0            | \$ -                 | 0            | \$ -                 | 6   | \$ 4,724,219          |
| <b>Grand Total</b>  | <b>89</b>            | <b>\$ 66,284,591</b> | <b>98</b>            | <b>\$ 58,371,381</b> | <b>90</b>            | <b>\$ 57,636,415</b> | <b>34</b>    | <b>\$ 24,267,861</b> | <b>31</b>    | <b>\$ 32,123,300</b> | <b>342</b>                                  | <b>\$ 238,683,548</b> |

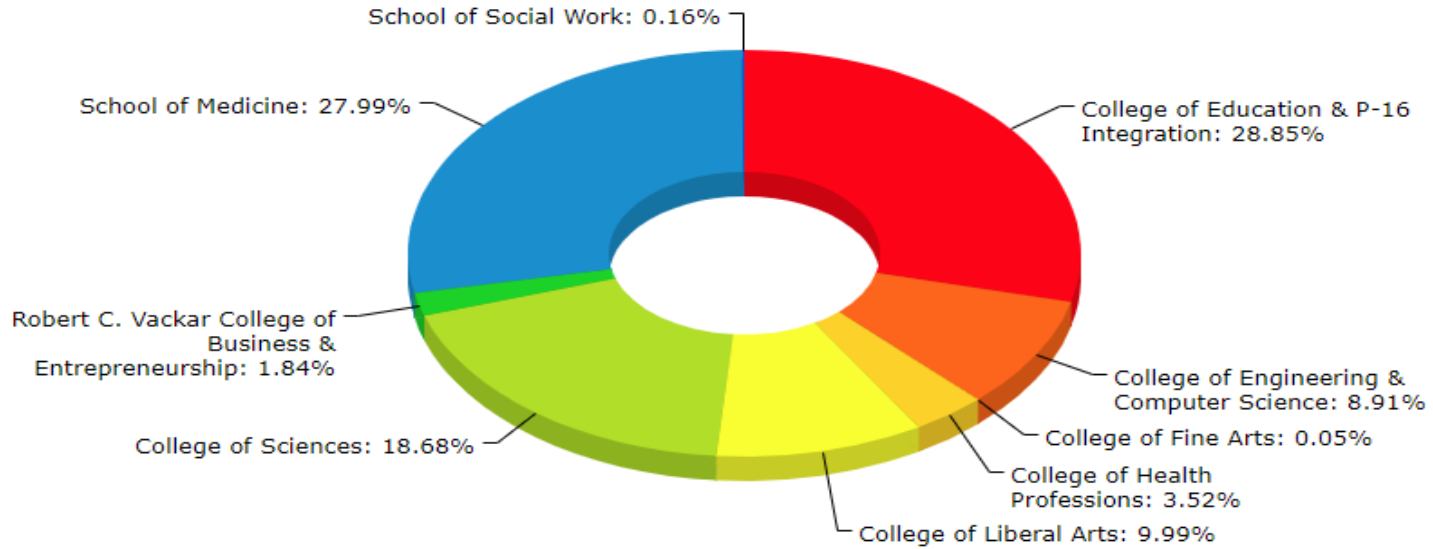
**The University of Texas Rio Grande Valley**  
**Awards by Schools/Colleges**

| Awards   | JUL - FY2019<br><i>Jul 1, 2019 - Jul 31, 2019</i> |                     | FY 2019 - YTD<br><i>Sep 1, 2018 - Jul 31, 2019</i> |                      |
|--|---|---------------------|--|----------------------|
|  | Count of Awards                                   | Sum of Total        | Count of Awards                                    | Sum of Total         |
| <b>Academic Affairs</b>  |   |                     |  |                      |
| <i>College of Education &amp; P-16 Integration</i>                     | 0   | \$ -                | 5  | \$ 8,867,873         |
| <i>College of Engineering &amp; Computer Science</i>                   | 2   | \$ 1,860,731        | 40   | \$ 2,739,770         |
| <i>College of Fine Arts</i>  | 0   | \$ -                | 1  | \$ 14,403            |
| <i>College of Liberal Arts</i>   | 0   | \$ -                | 15   | \$ 3,069,612         |
| <i>College of Sciences</i>   | 8   | \$ 1,004,878        | 52   | \$ 5,741,827         |
| <br>   |   |                     |  |                      |
| <i>Office of the Vice Provost for Faculty Affairs &amp; Diversity</i>  | 0   | \$ -                | 0  | \$ -                 |
| <i>EVP for Academic Affairs, Student Success, and P-16 Integration</i> | 0   | \$ -                | 0  | \$ -                 |
| <br>   |   |                     |  |                      |
| <i>Robert C. Vackar College of Business &amp; Entrepreneurship</i>     | 0   | \$ -                | 2  | \$ 566,350           |
| <br>   |   |                     |  |                      |
| <b>Division of Governmental &amp; Community Relations</b>              | 2   | \$ 50,000           | 13   | \$ 1,222,598         |
| <br>   |   |                     |  |                      |
| <b>Division of Health Affairs</b>                                      |   |                     |  |                      |
| <i>College of Health Professions</i>                                   | 1   | \$ 8,983            | 9  | \$ 1,082,904         |
| <i>School of Medicine</i>  | 5   | \$ 3,157,384        | 32   | \$ 8,601,250         |
| <i>School of Nursing</i>   | 0   | \$ -                | 0  | \$ -                 |
| <i>School of Social Work</i>   | 0   | \$ -                | 2  | \$ 49,000            |
| <br>   |   |                     |  |                      |
| <b>Division of Research, Graduate Studies &amp; New Program</b>        | 0   | \$ -                | 6  | \$ 755,010           |
| <br>   |   |                     |  |                      |
| <b>Finance &amp; Administration</b>                                    | 0   | \$ -                | 0  | \$ -                 |
| <br>   |   |                     |  |                      |
| <b>Presidents Office</b>   | 0   | \$ -                | 2  | \$ 403,296           |
| <br>   |   |                     |  |                      |
| <b>Strategic Enrollment</b>  | 1   | \$ 705,057          | 3  | \$ 1,000,057         |
| <br>   |   |                     |  |                      |
| <b>Student Success</b>   | 6   | \$ 2,218,397        | 27   | \$ 3,003,218         |
| <b>Grand Total</b>   | <b>25</b>   | <b>\$ 9,005,430</b> | <b>209</b>   | <b>\$ 37,117,168</b> |

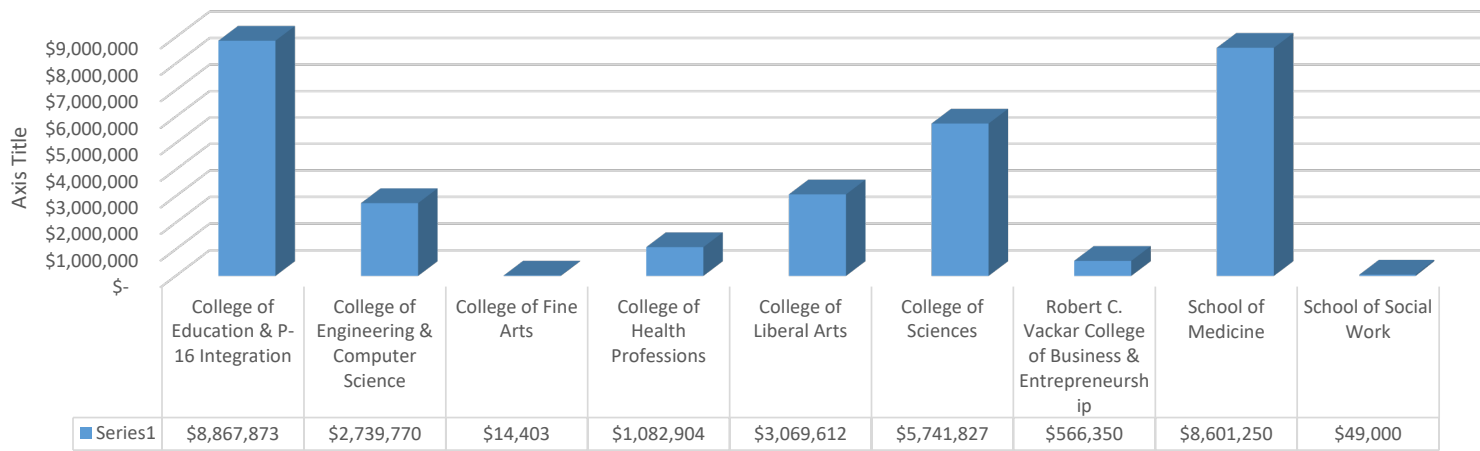
# AWARD PERCENTAGE

>> BY COLLEGE/SCHOOLS

Sep 1, 2018 - July 31, 2019



FY 19 Awards Received by College/Schools



**The University of Texas Rio Grande Valley**  
**Awards received in July**

| College/School                                 | Department  | PI Name          | Awards  | Type of Project    | Sponsor   | Total       |
|--|---|------------------|---|--------------------|---|-------------|
| College of Engineering & Computer Science      | Computer Science  | Kim, Dongchul    | Applying Computer Vision Technologies To Honey Bee Health And Surveillance: Building Capacity in Agricultural Engineering at a HSI          | New Award/Subaward | U.S. Department of Agriculture                          | \$ 330,930  |
| College of Engineering & Computer Science      | Mechanical Engineering                                    | Lozano, Karen    | Developing a Live Science Show and Educational Outreach Resources to Engage Hispanic Students and Families in the Rio Grande Valley in STEM | New Award/Subaward | National Science Foundation                             | \$1,529,801 |
| College of Health Professions                  | Health & Biomedical Sciences                              | Forman, Tracia   | Facilitating Achievement through Instructor-Learner Interaction   | New Award/Subaward | Instructional Connections                               | \$ 8,983    |
| College of Sciences                            | Biology   | McDonald, Andrew | Cooperative Database on Biodiversity in the Endangered and Cross-Border Tamaulipan Biotic Province  | New Award/Subaward | UT System   | \$ 27,130   |
| College of Sciences                            | Biology   | Mustard, Julie   | Expanding and enhancing an educational pollinator garden in the Rio Grande Valley   | New Award/Subaward | U.S. Department of Agriculture                          | \$ 3,000    |
| College of Sciences                            | Biology   | Pruitt, Kenneth  | Palo Alto Battlefield Bird Monitoring Project   | Additional Funding | U.S. Department of the Interior - National Park Service | \$ 8,830    |
| College of Sciences                            | Coastal Studies Lab                                       | Bessette, Shelby | Collections Assessment for Preservation (CAP) Program   | New Award/Subaward | Foundation for Advancement in Conservation (FAIC)       | \$ 3,900    |
| College of Sciences                            | Physics   | Mukherjee, Soma  | Support for LIGO Data Analysis and Instrumentation Research at the University of Texas Rio Grande Valley                                    | New Award/Subaward | National Science Foundation                             | \$ 374,998  |
| College of Sciences                            | Physics & Astronomy                                       | Diaz, Mario      | The CGWA in the Era of Multimessenger Astronomy   | Continuation       | National Science Foundation                             | \$ 516,825  |
| College of Sciences                            | School of Earth, Environmental and Marine Sciences        | Kline, Richard   | Habitat Use and Movement of Tarpon along the Texas Coast  | New Award/Subaward | Texas A&M University / Bone & Tarpon Trust              | \$ 15,000   |
| College of Sciences                            | School of Earth, Environmental and Marine Sciences        | Rahman, Abdullah | Development and Application of a Novel Suite of Field Survey Methods to Inform Conservation of the Rio Grande cooter Pseudemys gorzugi      | Additional Funding | Texas Comptroller of Public Accounts                    | \$ 55,195   |
| Division of Governmental & Community Relations | Business Development                                      | Juarez, Maria    | Small Business Development Center   | Additional Funding | UTSA  | \$ 25,000   |
| Division of Governmental & Community Relations | Office of the VP for Governmental and Community Relations | Guerra, Dahlia   | FESTIBA Mariachi Festival   | New Award/Subaward | National Endowment of the Arts                          | \$ 25,000   |
| School of Medicine                             | Dean's Office   | Krouse, John     | Attracting Medical Students from the Rio Grande Valley  | New Award/Subaward | Kleberg Foundation                                      | \$2,562,000 |
| School of Medicine                             | Obstetrics & Gynecology                                   | Ogburn, Tony     | CPRIT Expansion of Cervical Cancer Prevention Services Project  | New Award/Subaward | UT MD Anderson Cancer Center / CPRIT                    | \$ 15,011   |
| School of Medicine                             | Obstetrics & Gynecology                                   | Ogburn, Tony     | WHFPT Title X Project   | New Award/Subaward | Women's Health and Family Planning Association of Texas | \$ 230,000  |

| College/School           | Department                         | PI Name                  | Awards   | Type of Project    | Sponsor                                   | Total              |
|--------------------------|------------------------------------|--------------------------|--|--------------------|---|--------------------|
| School of Medicine       | Office of Human Genetics           | Williams-Blangero, Sarah | Caribbean Primate  | Amendment          | University of Puerto Rico / NIH           | \$ 34,091          |
| School of Medicine       | Pediatrics                         | Griffin, Marsha          | Humanitarian Aid for Immigrant Crisis 2019                       | New Award/Subaward | Valley Baptist Legacy Foundation          | \$ 316,282         |
| Strategic Enrollment     | Financial Aid                      | Ozuna, Elias             | 2019 - 2020 UTRGV AmeriCorps Program                             | New Award/Subaward | Onestar Foundation                        | \$ 705,057         |
| Student Academic Success | Student Success                    | Barckholtz, Beatriz      | College Assistance Migrant Program                               | New Award/Subaward | U.S. Department of Education              | \$2,125,000        |
| Student Success          | College Access & Outreach Programs | Garcia, Juan C.          | UTRGV Upward Bound Math & Science (UBMS) Edinburg                | Additional Funding | U.S. Department of Education              | \$ 24,779          |
| Student Success          | College Access Outreach Programs   | Hernandez, Enrique       | Veterans Upward Bound  | Additional Funding | U.S. Department of Education              | \$ 12,382          |
| Student Success          | College Access Outreach Programs   | Rios, Carlos             | The University of Texas Rio Grande Valley Talent Search Project  | Additional Funding | U.S. Department of Education              | \$ 15,696          |
| Student Success          | College Access Outreach Programs   | Villarreal, Leo          | The University of Texas Rio Grande Valley Brownsville TS Project | Additional Funding | U.S. Department of Education              | \$ 11,540          |
| Student Success          | University College                 | Charlton, Jonikka        | Texas Regional Alignments Networks (TX RAN)                      | Additional Funding | Texas Higher Education Coordinating Board | \$ 29,000          |
| <b>Grand Total</b>       |                                    |                          |  |                    |   | <b>\$9,005,430</b> |

**The University of Texas Rio Grande Valley**  
**Awards by Schools/Colleges - Monthly**

| Awards  | QTR 1<br>(Sep - Nov) |                     | QTR 2<br>(Dec - Feb) |                     | QTR 3<br>(Mar - May) |                     | JUN - FY2019 |                     | JUL - FY2019 |                     | FY 2019 - YTD<br>Sep 1, 2018 - Jul 31, 2019 |                      |
|---|----------------------|---------------------|----------------------|---------------------|----------------------|---------------------|--------------|---------------------|--------------|---------------------|---|----------------------|
|   | Count                | Amount Awarded      | Count                | Amount Awarded      | Count                | Amount Awarded      | Count        | Amount Awarded      | Count        | Amount Awarded      | Count                                       | Total Amount Awarded |
| <b>Academic Affairs</b>   |                      |                     |                      |                     |                      |                     |              |                     |              |                     |   |                      |
| <i>College of Education &amp; P-16 Integration</i>                    | 2                    | \$ 8,279,773        | 1                    | \$ 374,998          | 2                    | \$ 213,102          | 0            | \$ -                | 0            | \$ -                | 5   | \$ 8,867,873         |
| <i>College of Engineering &amp; Computer Science</i>                  | 1                    | \$ 59,901           | 17                   | \$ 137,192          | 17                   | \$ 214,295          | 3            | \$ 467,651          | 2            | \$ 1,860,731        | 40  | \$ 2,739,770         |
| <i>College of Fine Arts</i>   | 0                    | \$ -                | 0                    | \$ -                | 0                    | \$ -                | 1            | \$ 14,403           | 0            | \$ -                | 1   | \$ 14,403            |
| <i>College of Liberal Arts</i>  | 7                    | \$ 2,956,011        | 1                    | \$ 18,428           | 6                    | \$ 72,673           | 1            | \$ 22,500           | 0            | \$ -                | 15  | \$ 3,069,612         |
| <i>College of Sciences</i>  | 16                   | \$ 1,004,687        | 10                   | \$ 1,377,675        | 14                   | \$ 2,108,628        | 4            | \$ 245,959          | 8            | \$ 1,004,878        | 52  | \$ 5,741,827         |
| <i>Office of the Vice Provost for Faculty Affairs &amp; Diversity</i> | 0                    | \$ -                | 0                    | \$ -                | 0                    | \$ -                | 0            | \$ -                | 0            | \$ -                | 0   | \$ -                 |
| <i>Provost Office-Academic Affairs</i>                                | 0                    | \$ -                | 0                    | \$ -                | 0                    | \$ -                | 0            | \$ -                | 0            | \$ -                | 0   | \$ -                 |
| <i>Robert C. Vaackar College of Business &amp; Entrepreneurship</i>   | 1                    | \$ 564,250          | 1                    | \$ 2,100            | 0                    | \$ -                | 0            | \$ -                | 0            | \$ -                | 2   | \$ 566,350           |
| <b>Division of Governmental &amp; Community</b>                       | 5                    | \$ 412,995          | 1                    | \$ 35,119           | 4                    | \$ 684,484          | 1            | \$ 40,000           | 2            | \$ 50,000           | 13  | \$ 1,222,598         |
| <b>Division of Health Affairs</b>                                     |                      |                     |                      |                     |                      |                     |              |                     |              |                     |   |                      |
| <i>College of Health Professions</i>                                  | 1                    | \$ 25,000           | 2                    | \$ 260,000          | 2                    | \$ 111,500          | 3            | \$ 677,421          | 1            | \$ 8,983            | 9   | \$ 1,082,904         |
| <i>School of Medicine</i>   | 6                    | \$ 834,200          | 10                   | \$ 967,413          | 7                    | \$ 1,474,242        | 4            | \$ 2,168,011        | 5            | \$ 3,157,384        | 32  | \$ 8,601,250         |
| <i>School of Nursing</i>  | 0                    | \$ -                | 0                    | \$ -                | 0                    | \$ -                | 0            | \$ -                | 0            | \$ -                | 0   | \$ -                 |
| <i>School of Social Work</i>  | 1                    | \$ 3,000            | 1                    | \$ 46,000           | 0                    | \$ -                | 0            | \$ -                | 0            | \$ -                | 2   | \$ 49,000            |
| <b>Division of Research, Graduate Studies &amp;</b>                   | 5                    | \$ 750,010          | 0                    | \$ -                | 1                    | \$ 5,000            | 0            | \$ -                | 0            | \$ -                | 6   | \$ 755,010           |
| <b>Finance &amp; Administration</b>                                   | 0                    | \$ -                | 0                    | \$ -                | 0                    | \$ -                | 0            | \$ -                | 0            | \$ -                | 0   | \$ -                 |
| <b>Presidents Office</b>  | 0                    | \$ -                | 1                    | \$ 100,506          | 1                    | \$ 302,790          | 0            | \$ -                | 0            | \$ -                | 2   | \$ 403,296           |
| <b>Strategic Enrollment</b>   | 1                    | \$ 120,000          | 0                    | \$ -                | 0                    | \$ -                | 1            | \$ 175,000          | 1            | \$ 705,057          | 3   | \$ 1,000,057         |
| <b>Student Success</b>  | 14                   | \$ 560,225          | 0                    | \$ -                | 0                    | \$ -                | 7            | \$ 224,596          | 6            | \$ 2,218,397        | 27  | \$ 3,003,218         |
| <b>Grand Total</b>  | <b>60</b>            | <b>\$15,570,052</b> | <b>45</b>            | <b>\$ 3,319,431</b> | <b>54</b>            | <b>\$ 5,186,714</b> | <b>25</b>    | <b>\$ 4,035,541</b> | <b>25</b>    | <b>\$ 9,005,430</b> | <b>209</b>                                  | <b>\$ 37,117,168</b> |