

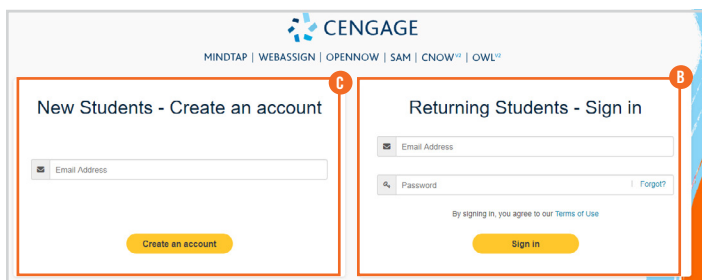
You are eligible for free Cengage Unlimited access if your school has been affected by COVID-19.

1 Log In or Create an Account

- A Go to login.cengage.com
- B If you already have a Cengage account, log in now
 - ▶ You may already have a Cengage account if you have taken courses through *MindTap*, *WebAssign*, *SAM*, *CNOWv2* or *OWLv2*


OR

- C If you do not have a Cengage account, click “Create an Account > Student” and register now—we highly recommend using your school email address to register



2 Start Your Free Access

- A Once you have logged in, click on “Start Trial” in the sidebar
- B Click “Explore Cengage Unlimited” to start your access
 - ▶ You have full access to Cengage Unlimited for the next fourteen days
- C **NOTE:** At the end of your trial, click “Start Trial” to regain access for another fourteen days, as long as your school is affected by COVID-19

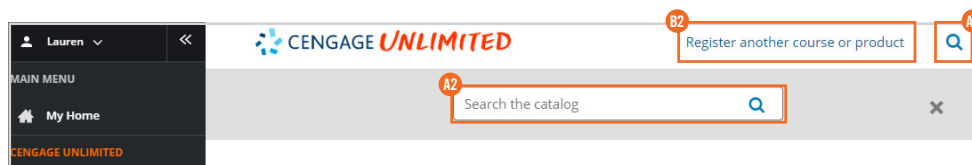


3 Adding Materials to Your Dashboard

- A To add online textbooks to your dashboard:
 - A1 Click on the magnifying glass icon in the top right corner of your dashboard
 - A2 Search by ISBN and click “Add to My Home”
 - ▶ **Note:** Often there are several versions of a book. Be sure you find the exact one specified by your instructor
- B To add online homework platforms (*MindTap*, *WebAssign*, *SAM*, *CNOWv2* or *OWLv2*) to your dashboard:
 - B1 **If you are using a Learning Management System (LMS), like Blackboard or Canvas**, click any link to Cengage content within your LMS course and log in using the same Cengage credentials you just used
 - ▶ Be sure to enable pop-ups in your browser

OR

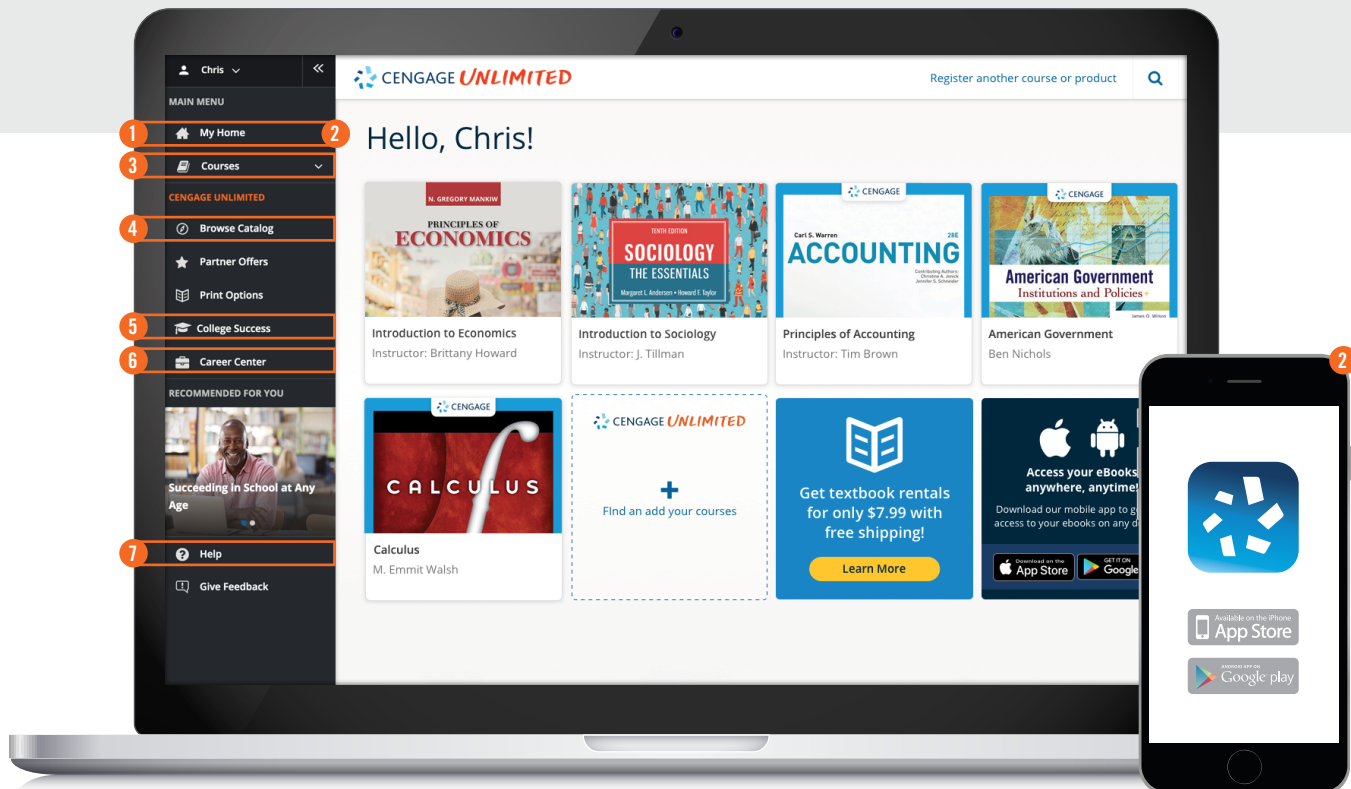
- B2 If your instructor has not assigned Cengage assignments within a Learning Management System (LMS), click on “Register another course or product” in the top right corner of your dashboard:
 - ▶ Enter the Course Key or Access Code (provided by your instructor), and click “Register”



What's Included in Cengage Unlimited?

Easily navigate and access everything included with Cengage Unlimited from this sidebar.

The sidebar appears on the left once enrolled in a course using *MindTap*, *WebAssign*, *CNOWv2* or *SAM*. It also appears in the *Cengage Mobile App*.



- 1 **My Home:** Add Cengage online textbooks, courses and more to your dashboard. Save as many as you want—they're all included—and access them here.
- 2 **Free Cengage Mobile App:** Highlight, read, listen to textbooks and more—online and off. Download link appears on "My Home" for iOS and Android.
- 3 **Courses:** If you are in courses using *MindTap*, *WebAssign*, *CNOWv2* or *SAM*, shortcuts will appear here.
- 4 **Browse Catalog:** Dive into our entire library of Cengage online textbooks across disciplines, Study Tools and more.
- 5 **College Success:** Tackle college with confidence. Access dozens of student success skill-building activities.
- 6 **Career Center:** Get ready to land that job. Access a career exploration database and employability skill building activities.
- 7 **Help:** Available online 24/7 from our award-winning customer support center.

NOTE: Print Options and Partner Offers are not accessible during a free trial because these value-adds are hosted outside of Cengage.