
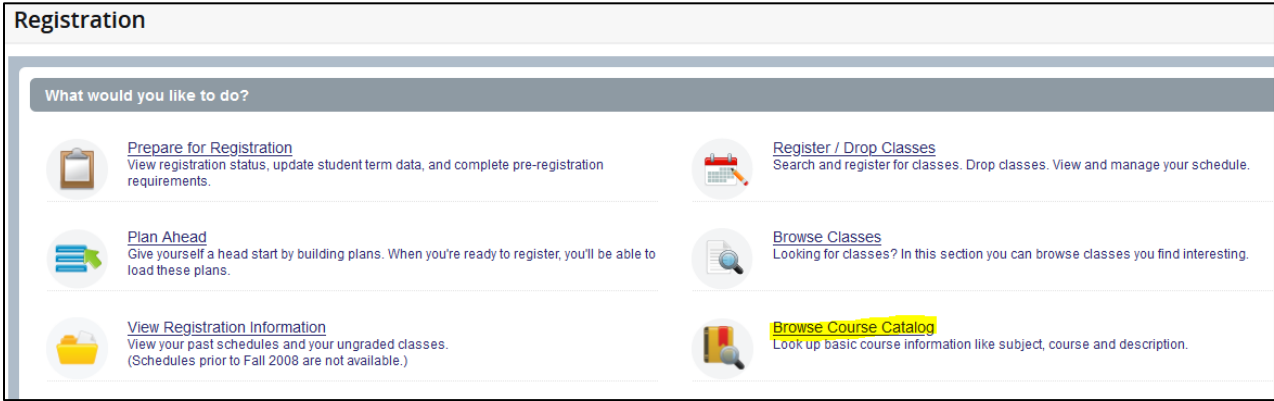


Quick Guide to Banner Self-Service Browse Course Catalog

1. Go to the [MyUTRGV](#) student portal using an approved web browser. Banner 9 Self-Service is recommended on this web browser: 
2. Select the Application *ASSIST*.
3. Select **Student Registration**.
4. Click on the **Browse Course Catalog** link.

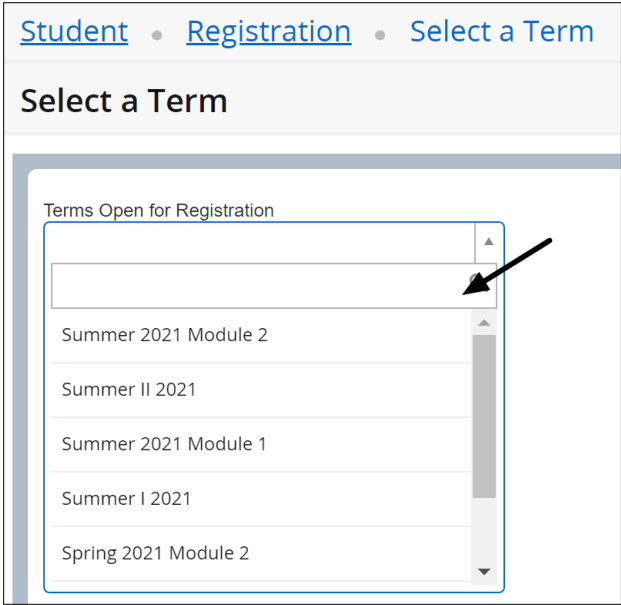


Registration

What would you like to do?

- Prepare for Registration**
View registration status, update student term data, and complete pre-registration requirements.
- Plan Ahead**
Give yourself a head start by building plans. When you're ready to register, you'll be able to load these plans.
- View Registration Information**
View your past schedules and your ungraded classes. (Schedules prior to Fall 2008 are not available.)
- Register / Drop Classes**
Search and register for classes. Drop classes. View and manage your schedule.
- Browse Classes**
Looking for classes? In this section you can browse classes you find interesting.
- Browse Course Catalog**
Look up basic course information like subject, course and description.

5. Choose a term from the drop-down option and click **'Continue.'**
Notes: Terms with "Module" are associated with the Accelerated Online Programs (AOP).
Terms with "SOM" are associated with School of Medicine.



[Student](#) • [Registration](#) • [Select a Term](#)

Select a Term

Terms Open for Registration

- Summer 2021 Module 2
- Summer II 2021
- Summer 2021 Module 1
- Summer I 2021
- Spring 2021 Module 2

Browse for Courses

1. Enter search criteria to find courses. Begin by typing into a field for selecting **Subject(s)**. If you know what **Course Number** to search by, you may type in the 4-digit course number or enter one to three numbers followed by a percentage (%) sign (i.e., 2%, 23%, 231%). If you want to search by a word in the course title or course description, enter the **Keyword**. You may also use the **Advanced Search** option should you like to refine the class search further.

Browse Courses

Enter Your Search Criteria

Term: Summer I 2021

Subject

Course Number

Keyword

Search Results

1. Based on the search criteria you entered, only active courses will populate for the selected term.

Note: Columns may be resized by setting your cursor over a header vertical line until the cursor changes to the adjustment tool, then dragging to desired width. Columns may also be removed by unchecking header boxes in the tool icon on last column. If you need to change your search criteria, click on the green 'Search Again' button at the top right corner.

Browse Courses

Search Results — 2 Courses

Term: Summer I 2021 Subject: Accounting - ACCT Course Number: 4% Keyword: audit

Title	Subject Description	Course Number	Hours	Description
Auditing	Accounting - ACCT	4327	3	Exposes students to the theory and...
Advanced Auditing	Accounting - ACCT	4347	3	Examines the auditing philosophy ...

Page 1 of 1 | 10 Per Page

Title
 Subject Description
 Course Number
 Hours
 Description

2. To get additional course details and course requirements, click on the course title link. A pop-up window will appear with vertical tabs to select from.

Browse Courses

Search Results — 2 Courses

Term: Summer I 2021 Subject: Accounting - ACCT Course Number: 4% Keyword: audit

Title	Subject Description
Auditing	Accounting - ACCT
Advanced Auditing	Accounting - ACCT

Page 1 of 1 | 10 Per Page

Course Details for ACCT 4327, Auditing

Term: 202130

Catalog	Title: Auditing
Course Description	College: Business and Entrepreneurship BE
Faculty Profile/Syllabus	Division:
Attributes	Department: School of Accountancy ACCT
Restrictions	Hours:
Corequisites	Credit Hours: 3
Prerequisites	Lecture: 3
	Lab:
	Other:
	Levels:
	Undergraduate UG
	Grading Modes:
	No Credit Only N
	Standard Letter S
	Schedule Types:
	Lecture LEC

Close

Search Again

View Sections

View Sections

Records: 2