

Research Expenditure Report

ALL FUND GROUPS	FY 2021				
	As of December 31, 2020				
	Unit	Federal	Institutional	Private	State
Division of Health Affairs	\$ 1,203,947	\$ 2,434,499	\$ 3,295,463	\$ 1,392,375	\$ 8,326,284
Finance & Administration	-	\$ 924	\$ 97	-	\$ 1,021
Provost - Academic Affairs	\$ 1,244,998	\$ 6,852,308	\$ 71,228	\$ 199,091	\$ 8,367,624
Research Grad Studies New Pgms	\$ 597,581	\$ 363,958	\$ 22,336	\$ 905,400	\$ 1,889,275
Strategic Enrollment & Student Affairs	-	\$ 1,357	-	-	\$ 1,357
Student Success	-	\$ 15,675	-	-	\$ 15,675
Grand Total	\$ 3,046,526	\$ 9,668,721	\$ 3,389,124	\$ 2,496,866	\$ 18,601,237

Year-to-Date as of December 31, 2020

FY2020	FY2019	FY2018
As of December 31, 2019	As of December 31, 2018	As of December 31, 2017
\$ 7,011,438	\$ 4,473,714	\$ 3,089,861
\$ 29,070	\$ 12,220	-
\$ 8,527,907	\$ 9,158,228	\$ 3,202,510
\$ 1,113,378	\$ 911,932	\$ 502,801
\$ 2,446	\$ 1,473	-
\$ 10,585	\$ 11,078	\$ 8,930
\$ 16,694,825	\$ 14,568,646	\$ 6,804,102

RESTRICTED	FY 2021				
	As of December 31, 2020				
	Unit	Federal	Institutional	Private	State
Division of Health Affairs	\$ 890,898	-	\$ 3,126,702	\$ 17,208	\$ 4,034,808
Finance & Administration	-	-	\$ 97	-	\$ 97
Provost - Academic Affairs	\$ 1,033,182	-	\$ 66,415	\$ 165,106	\$ 1,264,703
Research Grad Studies New Pgms	\$ 547,006	-	\$ 21,953	\$ 708,697	\$ 1,277,655
Grand Total	\$ 2,471,085	-	\$ 3,215,167	\$ 891,010	\$ 6,577,262

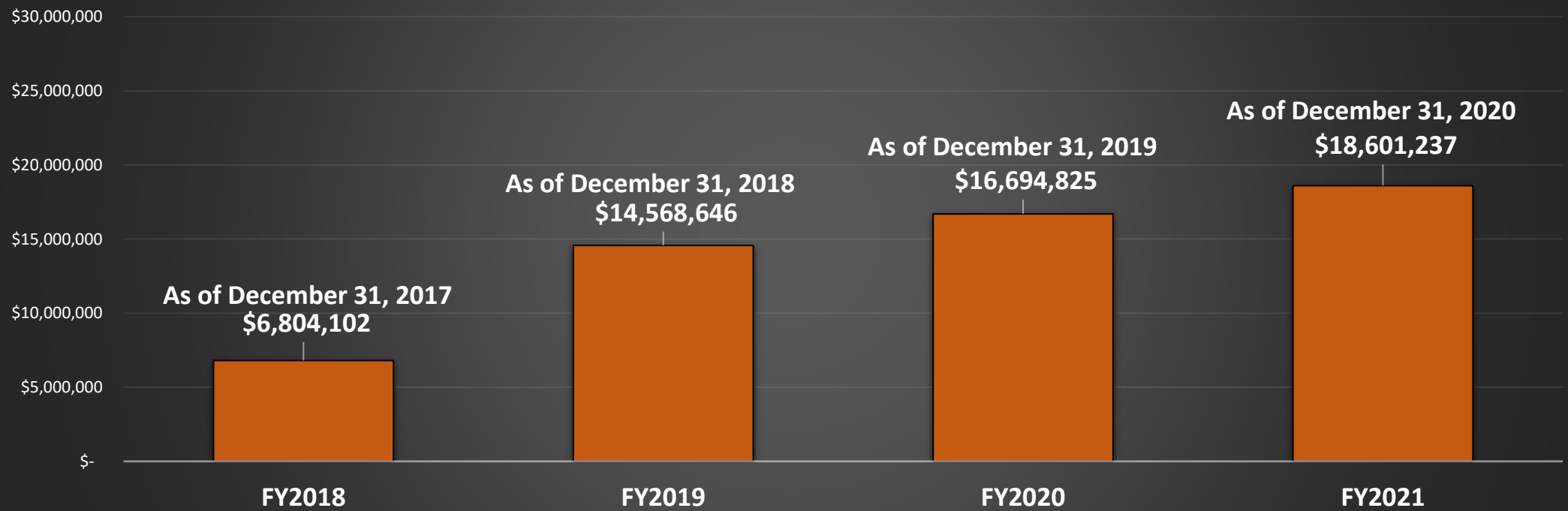
Year-to-Date as of December 31, 2020

FY2020	FY2019	FY2018
As of December 31, 2019	As of December 31, 2018	As of December 31, 2017
\$ 2,579,273	\$ 1,893,156	\$ 866,263
\$ 16,828	-	-
\$ 1,263,941	\$ 1,651,982	\$ 2,169,492
\$ 658,427	\$ 389,160	\$ 227,310
\$ 4,518,469	\$ 3,934,298	\$ 3,263,065

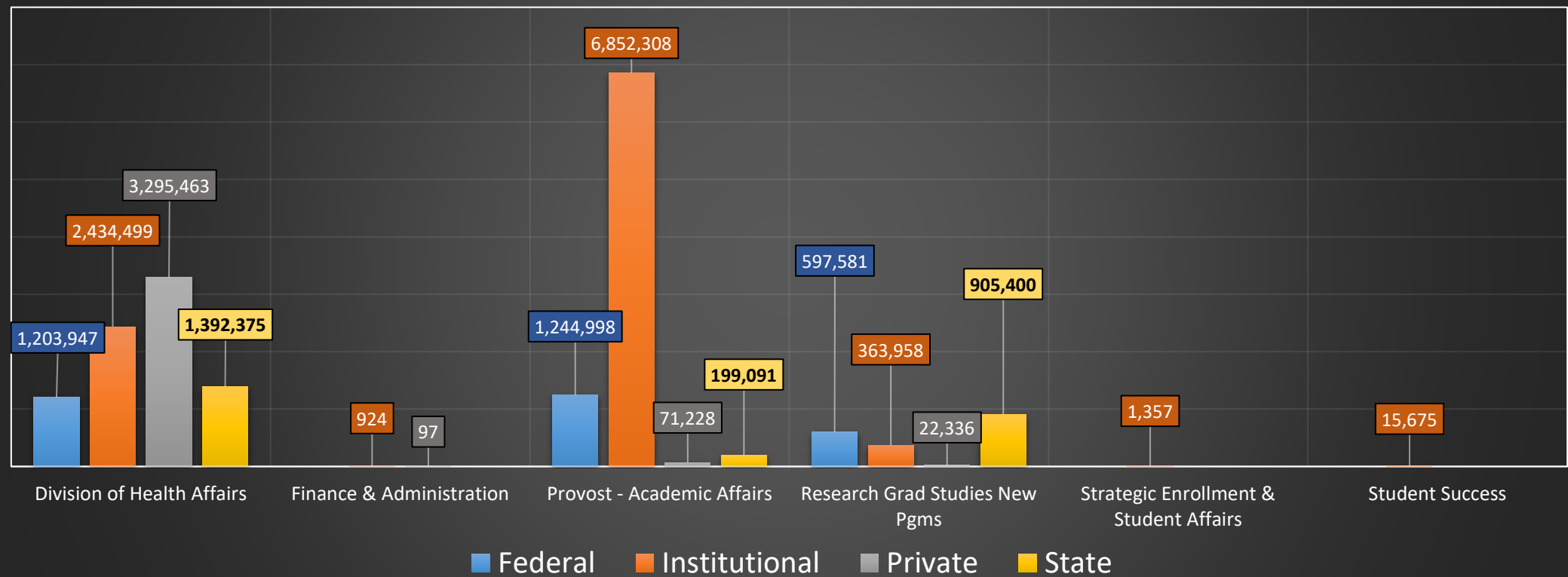
Note:

Indirect Costs and Pass-through expenditures have been excluded from the Research Expenditures Report. Restricted research should not include indirect costs and pass-through expenditures in order to match the Sources and Uses report which follows the Texas Higher Education Coordinating Board's Standards and Accounting Methods for Reporting Restricted Research Expenditures.

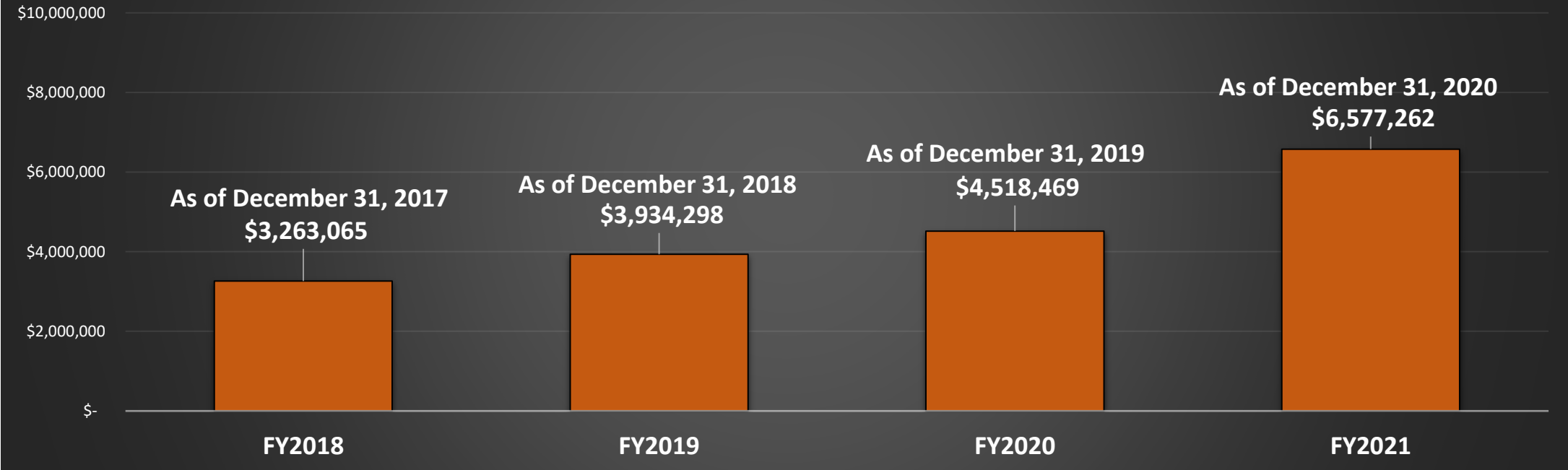
Research Expenditures - All Fund Groups - By Fiscal Year



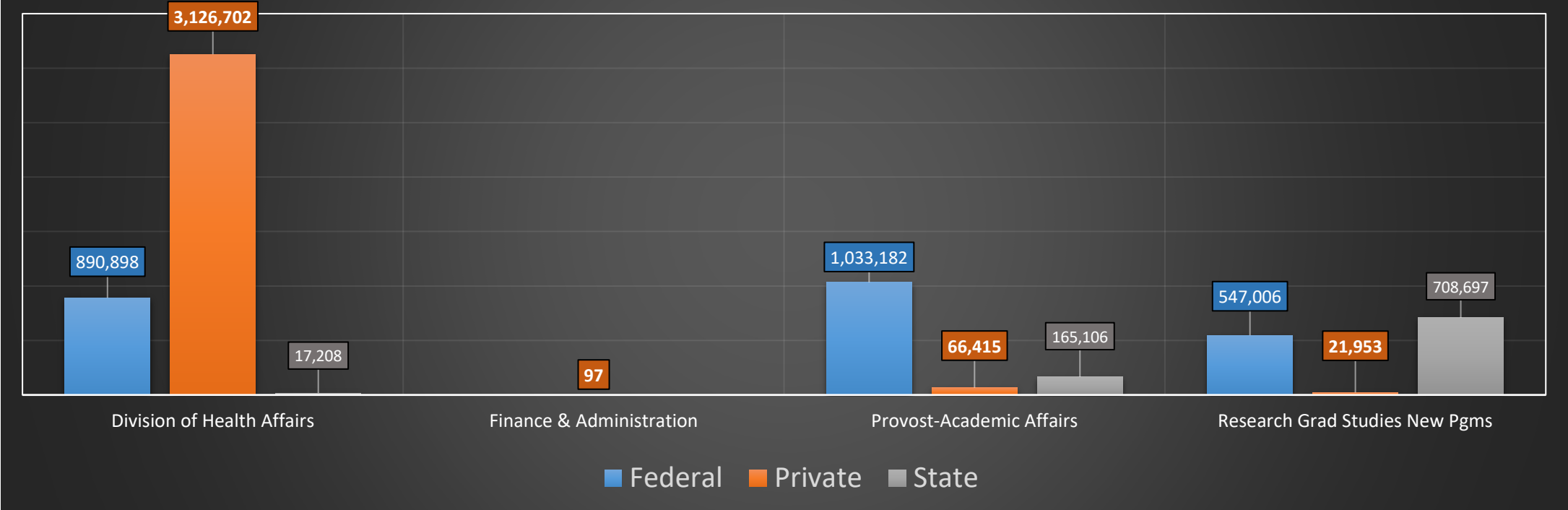
Research Expenditures - All Fund Groups - By Division



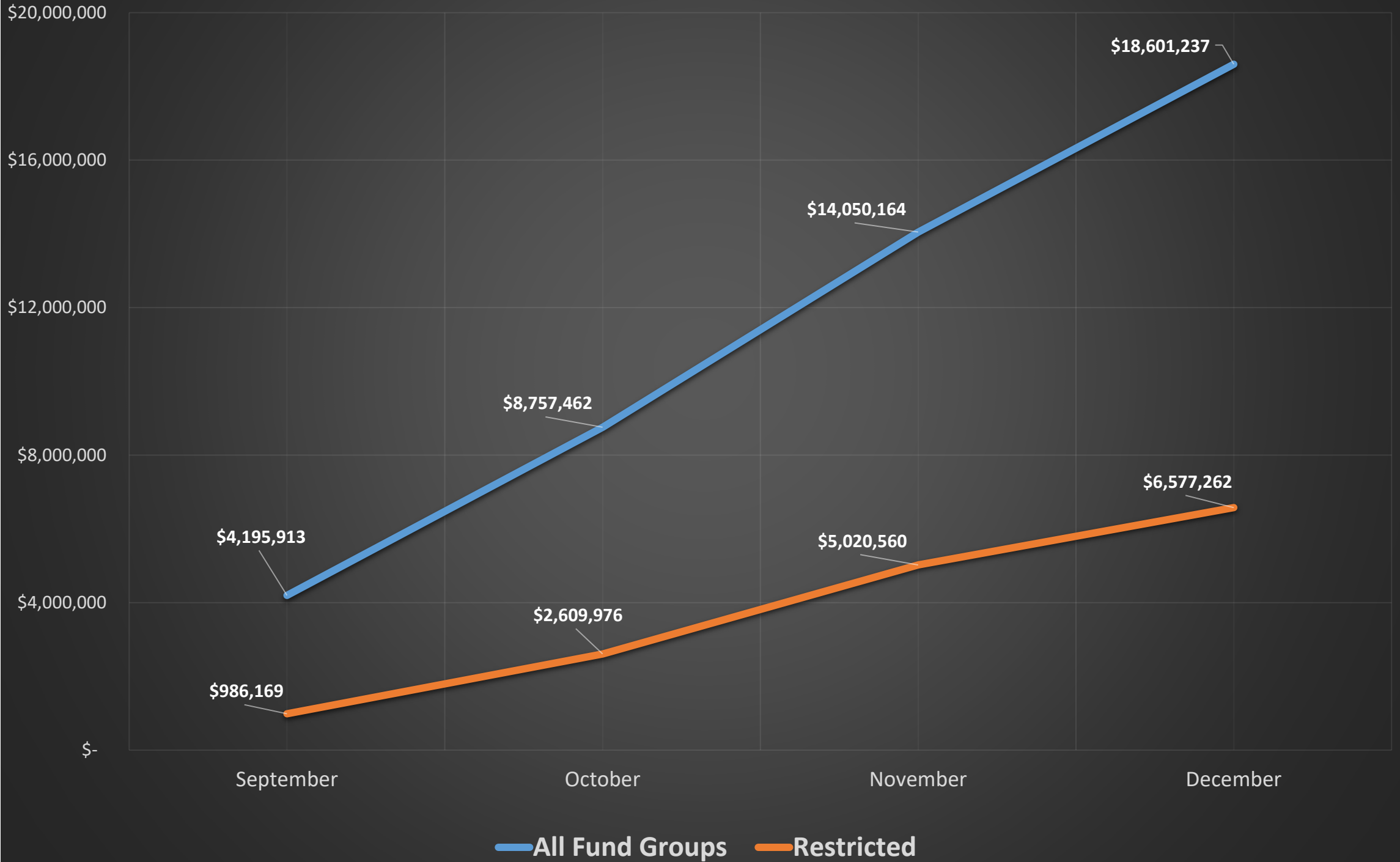
Research Expenditures - **Restricted** - By Fiscal Year



Research Expenditures - **Restricted** - By Division



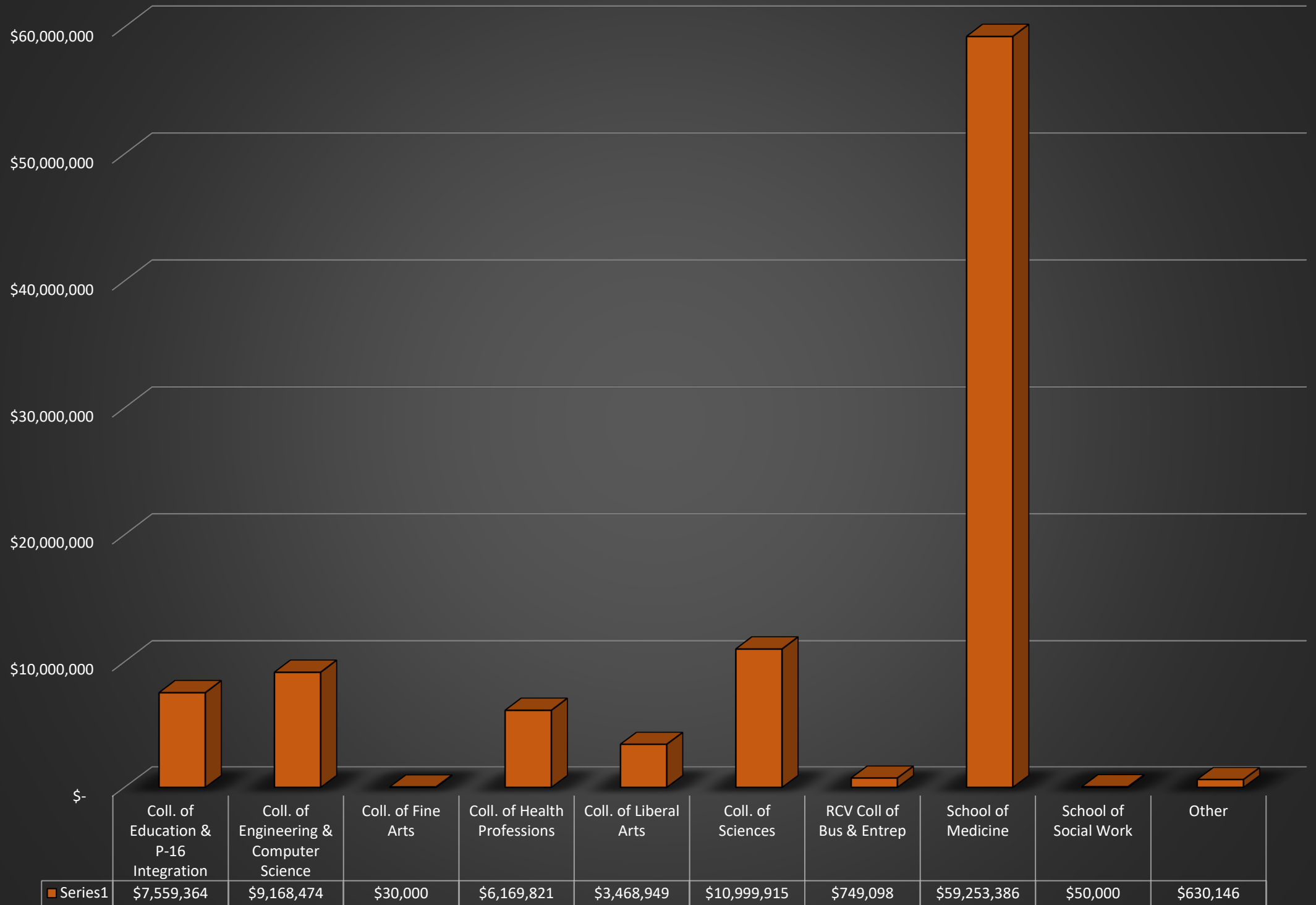
FY2021 Research Expenditures
All Fund Groups & **Restricted**
Year-to-Date as of December 31, 2020



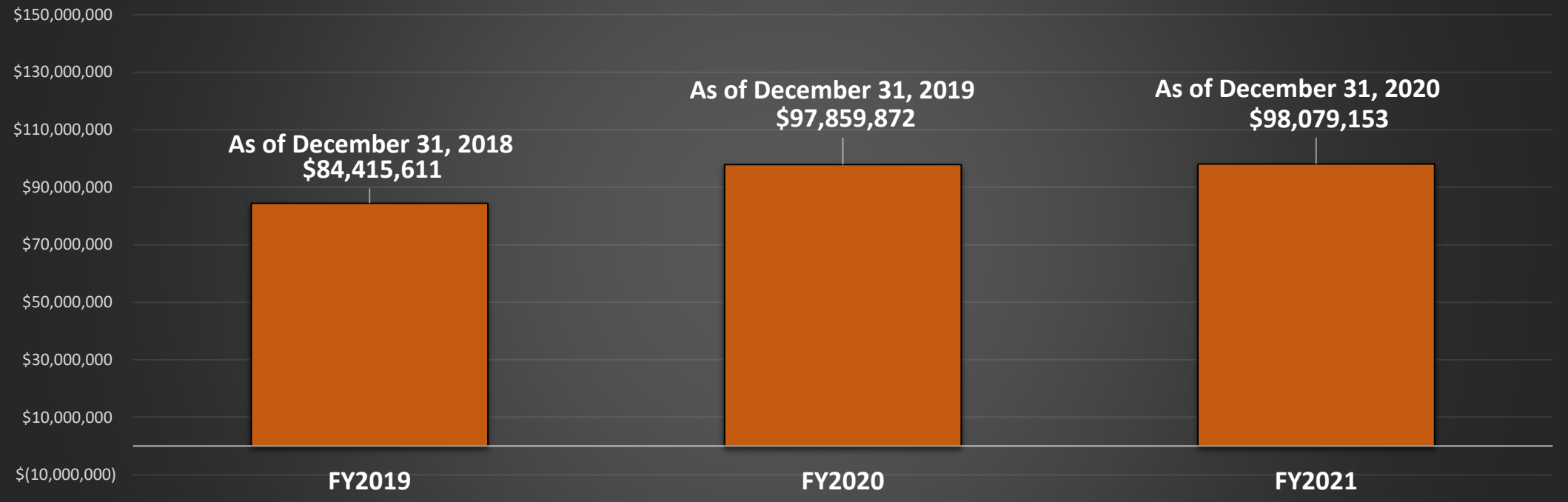
The University of Texas Rio Grande Valley
Proposal Submission by College/School

Unit	DEC - FY2021 <i>Dec 1, 2020 - Dec 31, 2020</i>		FY2021 - YTD <i>Sep 1, 2020 - Dec 31, 2020</i>	
	Count	Amount Requested	Count	Amount Requested
Governmental & Community Relations	1	\$ 29,811	2	\$ 329,811
Health Affairs				
<i>College of Health Professions</i>	2	\$ 644,660	7	\$ 6,169,821
<i>School of Medicine</i>	2	\$ 4,105,834	36	\$ 59,253,386
<i>School of Social Work</i>	1	\$ 50,000	1	\$ 50,000
Provost - Academic Affairs				
<i>College of Education & P-16 Integration</i>	0	\$ -	7	\$ 7,559,364
<i>College of Engineering & Computer Science</i>	2	\$ 5,094,989	15	\$ 9,168,474
<i>College of Fine Arts</i>	0	\$ -	1	\$ 30,000
<i>College of Liberal Arts</i>	2	\$ 16,675	10	\$ 3,468,949
<i>College of Sciences</i>	3	\$ 360,846	27	\$ 10,999,915
<i>Robert C. Vackar College of Business & Entrepreneurship</i>	1	\$ 416,530	4	\$ 749,098
Research, Graduate Studies & New Program	0	\$ -	1	\$ 142,835
Strategic Enrollment & Student Affairs	0	\$ -	3	\$ 157,500
Grand Total	14	\$ 10,719,345	114	\$ 98,079,153

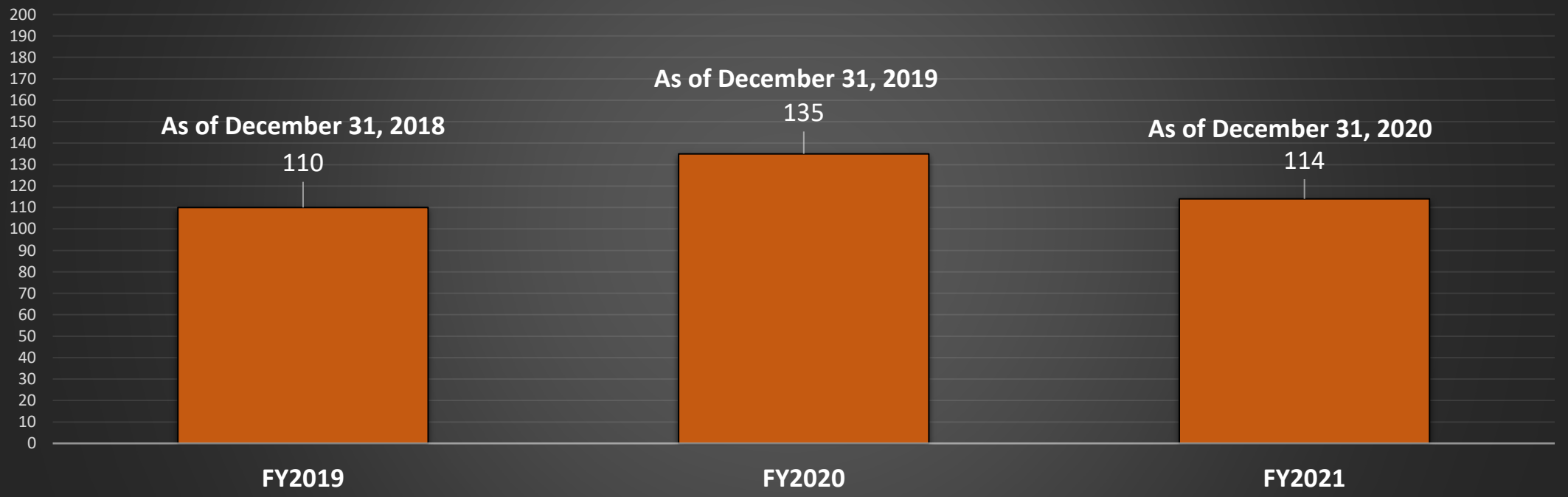
Proposal Submission - Funds Requested By College & Schools September 1, 2020 to December 31, 2020



Proposals - Funds Requested - By Fiscal Year



Proposals - Number of Proposals Submitted - By Fiscal Year



The numbers represented in the charts above include amounts since the start of the fiscal year up to the date represented in each column.

The University of Texas Rio Grande Valley
Proposals submitted in December

Division	College/School	Department	PI Name	Project Title	Agency/Sponsor Name	Total
Governmental & Community Relations	-	Economic Development	Uhrbrock, Michael	WFS IT Workforce Assessment	Workforce Solutions	\$ 29,811
Health Affairs	College of Health Professions	Health & Biomedical Sciences	Salinas, Lisa	Supplementary assistance to improve food security in families of children aged 0-5 in the Rio Grande Valley	Share Our Strength	\$ 25,000
Health Affairs	College of Health Professions	Health and Biomedical Sciences	Nair, Saraswathy	Collaborative Research: Building educational theory through enacting reforms (BETTER) in STEM	National Science Foundation	\$ 619,660
Health Affairs	School of Medicine	Immunology and Microbiology	Yallapu, Murali	Utilizing Mannose decorated nanoparticles to target the macrophage reservoir of HIV-1	University of Tennessee Health Science Center / National Institutes of Health (NIH)	\$ 480,097
Health Affairs	School of Medicine	Ofc of Human Genetics	Curran, Joanne	Detection of Genotype-by-COVID-19 Interactions in Human iPSC-Derived Cardiomyocytes	National Institutes of Health (NIH)	\$ 3,625,737
Health Affairs	School of Social Work	-	Enriquez, Enedina	Integrating Art to Develop School Bereavement Programs: Expanding Grief Sensitive Communities	New York Life Foundation	\$ 50,000
Provost - Academic Affairs	College of Engineering & Computer Science	Electrical & Computer Engineering	Kuang, Weidong	IUSE: EHR: Collaborative Research: Informal Learning Outside the Classroom	National Science Foundation	\$ 94,989
Provost - Academic Affairs	College of Engineering & Computer Science	Mechanical Engineering	Tarawneh, Constantine	CREST Center for Multidisciplinary Research Excellence in Cyber Physical Infrastructure Systems (MECIS)	National Science Foundation	\$ 5,000,000
Provost - Academic Affairs	College of Liberal Arts	Anthropology	Duke, Guy	Investigating Valdivia Foodways at Buen Suceso, Ecuador	Society for American Archaeology	\$ 15,675
Provost - Academic Affairs	College of Liberal Arts	Interdiscip Prg & Commun Engmt	De La Trinidad, Maritza	American Exile: Service, Sacrifice, Deportation: An Evening with John J. Valadez	Humanities Texas	\$ 1,000
Provost - Academic Affairs	College of Sciences	Sch of Earth Env & Marine Sci	Cintra Buenrostro, Carlos	Is the Bahia Grande currently functioning as a fishes nursery, and what are the associated resource management implications?	National Oceanic and Atmospheric Administration	\$ 110,853
Provost - Academic Affairs	College of Sciences	Sch of Earth Env & Marine Sci	Cintra Buenrostro, Carlos	South Texas fishery-independent monitoring for ecosystem-based fishery management	National Oceanic and Atmospheric Administration	\$ 124,996

The University of Texas Rio Grande Valley
Proposals submitted in December

Division	College/School	Department	PI Name	Project Title	Agency/Sponsor Name	Total
Provost - Academic Affairs	College of Sciences	Sch of Earth Env & Marine Sci	Racelis, Alexis	SRS RN Track 1: Gulf Region Resilience Research and Engagement Network	University of Texas at Austin / NSF	\$ 124,997
Provost-Academic Affairs	Robert C. Vackar College of Business & Entrepreneurship	Ctr for Innovation Commercial	Simmons, Laurie	Accelerating Start-up, Small, and Medium-sized Business Recovery in Response to the COVID-19 Pandemic	U.S. Economic Development Administration	\$ 416,530
Grand Total						\$ 10,719,345

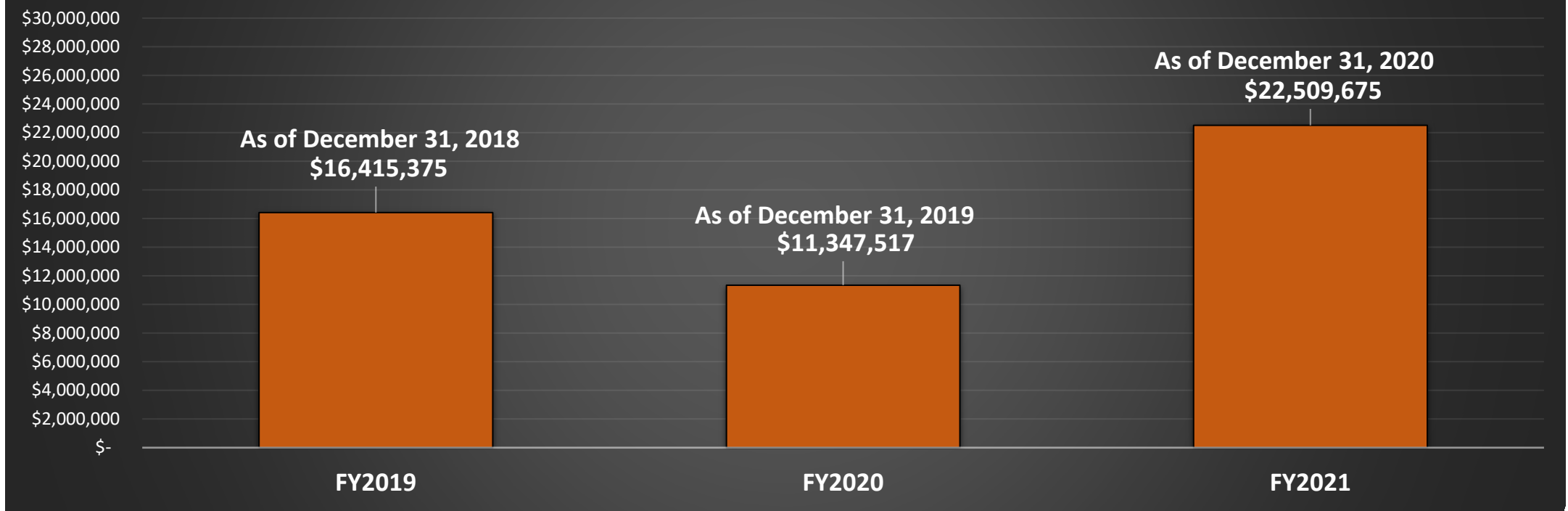
The University of Texas Rio Grande Valley
Proposal Submission by College/School - Monthly

Unit	SEP - FY2021		OCT - FY2021		NOV - FY2021		DEC - FY2021		FY 2021 - YTD	
	Count	Amount Requested	Count	Amount Requested	Count	Amount Requested	Count	Amount Requested	Count	Amount Requested
Governmental & Community Relations	1	\$ 300,000	0	\$ -	0	\$ -	1	\$ 29,811	2	\$ 329,811
Health Affairs										
<i>College of Health Professions</i>	2	\$ 1,338,805	2	\$ 3,221,144	1	\$ 965,212	2	\$ 644,660	7	\$ 6,169,821
<i>School of Medicine</i>	10	\$ 15,217,375	16	\$ 17,835,504	8	\$ 22,094,673	2	\$ 4,105,834	36	\$ 59,253,386
<i>School of Social Work</i>	0	\$ -	0	\$ -	0	\$ -	1	\$ 50,000	1	\$ 50,000
Provost										
<i>College of Education & P-16 Integration</i>	3	\$ 6,890,946	1	\$ 30,000	3	\$ 638,418	0	\$ -	7	\$ 7,559,364
<i>College of Engineering & Computer Science</i>	3	\$ 379,042	7	\$ 1,406,934	3	\$ 2,287,509	2	\$ 5,094,989	15	\$ 9,168,474
<i>College of Fine Arts</i>	0	\$ -	1	\$ 30,000	0	\$ -	0	\$ -	1	\$ 30,000
<i>College of Liberal Arts</i>	4	\$ 1,425,828	2	\$ 642,629	2	\$ 1,383,817	2	\$ 16,675	10	\$ 3,468,949
<i>College of Sciences</i>	6	\$ 844,265	13	\$ 8,363,155	5	\$ 1,431,649	3	\$ 360,846	27	\$ 10,999,915
<i>Robert C. Vackar College of Business</i>	2	\$ 302,612	0	\$ -	1	\$ 29,956	1	\$ 416,530	4	\$ 749,098
Research, Graduate Studies & New	0	\$ -	1	\$ 142,835	0	\$ -	0	\$ -	1	\$ 142,835
Strategic Enrollment & Student Affairs	1	\$ 20,000	1	\$ 25,000	1	\$ 112,500	0	\$ -	3	\$ 157,500
Grand Total	32	\$ 26,718,873	44	\$ 31,697,201	24	\$ 28,943,734	14	\$ 10,719,345	114	\$ 98,079,153

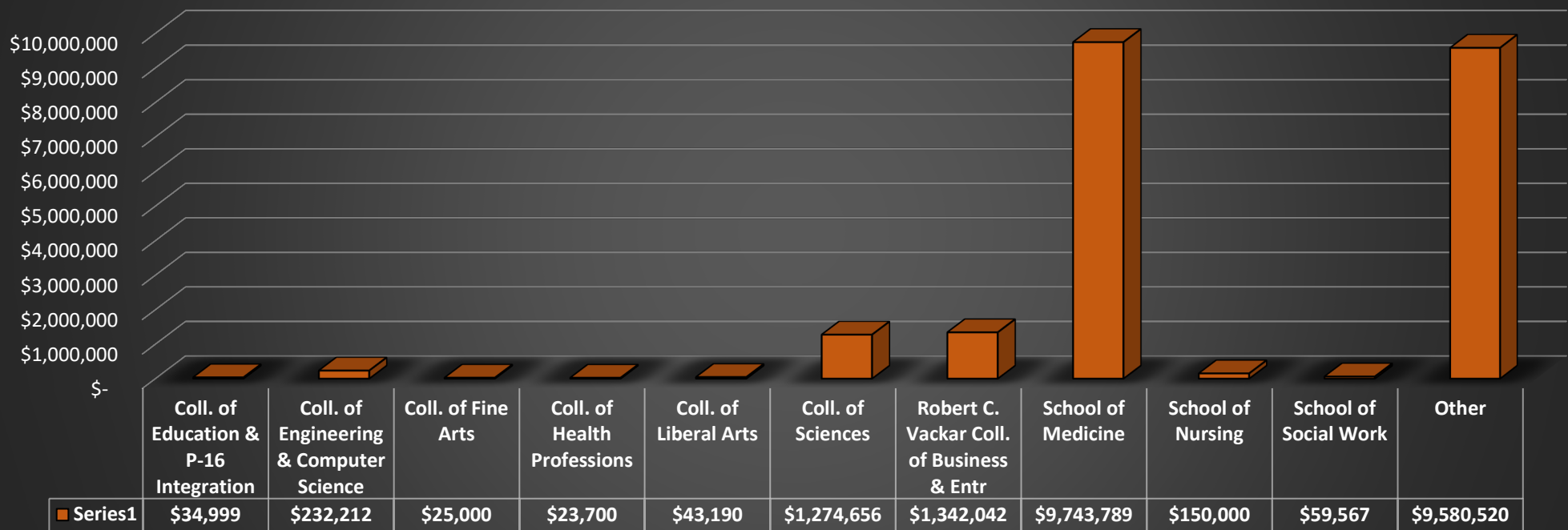
The University of Texas Rio Grande Valley
Awards by Schools/Colleges

Unit	DEC - FY2021 <i>Dec 1, 2020 - Dec 31, 2020</i>		FY2021 - YTD <i>Sep 1, 2020 - Dec 31, 2020</i>	
	Count	Amount Requested	Count	Amount Requested
Finance & Administration	0	\$ -	1	\$ 374,836
Governmental & Community Relations	0	\$ -	2	\$ 393,827
Health Affairs				
<i>College of Health Professions</i>	0	\$ -	2	\$ 23,700
<i>School of Medicine</i>	9	\$ 2,044,695	20	\$ 9,743,789
<i>School of Nursing</i>	0	\$ -	1	\$ 150,000
<i>School of Social Work</i>	0	\$ -	1	\$ 59,567
President	0	\$ -	1	\$ 20,100
Provost - Academic Affairs				
Provost - Academic Affairs (Non College Centers)	0	\$ -	2	\$ 899,948
<i>College of Education & P-16 Integration</i>	1	\$ 15,000	2	\$ 34,999
<i>College of Engineering & Computer Science</i>	0	\$ -	12	\$ 232,212
<i>College of Fine Arts</i>	1	\$ 15,000	2	\$ 25,000
<i>College of Liberal Arts</i>	0	\$ -	2	\$ 43,190
<i>College of Sciences</i>	0	\$ -	6	\$ 1,274,656
<i>Robert C. Vackar College of Business &</i>	0	\$ -	1	\$ 1,342,042
Research, Graduate Studies & New Program Development	0	\$ -	3	\$ 126,520
Strategic Enrollment & Student Affairs	1	\$ 112,500	6	\$ 7,765,289
Grand Total	12	\$ 2,187,195	64	\$ 22,509,675

Awards - Funds Awarded - By Fiscal Year



FY 21 Awards Received by College/Schools



The numbers represented in the charts above include amounts since the start of the fiscal year up to the date represented in each column.

The University of Texas Rio Grande Valley
Awards received in December

Division	College/School	Department	PI Name	Award Title	Sponsor	Type of Project	Total
Health Affairs	School of Medicine	Clinical Affairs	Nelson, Linda	Interprofessional Community-Based Practice and Education Project	Private/Foundation	New Award	\$ 150,000
Health Affairs	School of Medicine	Faculty Affairs	Nelson, Robert	Strengthening STD Prevention and Control for Health Departments (STP PCHD)	Department of State Health Services	Additional Funding	\$ 149,997
Health Affairs	School of Medicine	Internal Medicine	Chang, Chelsea	2020 AAMC Nurturing Experiences for Tomorrow's Community	Private/Foundation	New Award	\$ 10,000
Health Affairs	School of Medicine	Internal Medicine	Gutierrez, Cesar	COVID-19 Outpatient Thrombosis Prevention Trial within ACTIV-4: A multicenter adaptive randomized placebo-controlled platform trial evaluating the efficacy and safety of antithrombotic strategies in COVID-19 adults not requiring hospitalization at time of diagnosis	UT Health Science Center at Houston/NIH	New Award	\$ 944,578
Health Affairs	School of Medicine	Neuroscience	Salloum, Ihsan	Clinical Medication Development for Bipolar Disorder and Alcohol Use Disorder	UT Southwestern Medical Center	New Award	\$ 111,987
Health Affairs	School of Medicine	Obstetrics & Gynecology	De Los Santos, Denise	Expanding a successful postpartum HPV vaccination project to women in the Rio Grande Valley	UT Medical Branch at Galveston	New Award	\$ 75,042
Health Affairs	School of Medicine	Obstetrics & Gynecology	Ogburn, Tony	Women's Health Program: Family Planning Program Services	Health and Human Services Commission	New Award	\$ 233,333
Health Affairs	School of Medicine	Ofc of Human Genetics	Curran, Joanne	Telomere Length Dynamics In Relation To Changes In Adiposity And Metabolic Risk	UT Health Science Center at Houston/NIH	Amendment	\$ 119,758
Health Affairs	School of Medicine	Pediatrics	Allegre, Alberto	Integrated Care Collaborative Unit (ICCU)	Private/Foundation	New Award	\$ 250,000
Provost - Academic Affairs	College of Education and P-16 Integration	Human Devt & School Services	Gonzalez, Irasema	Mobilizing Storytime and Literacy Fairs across the RGV Community	Private/Foundation	New Award	\$ 15,000
Provost - Academic Affairs	College of Fine Arts	Art	McAllen, Katherine	Cultural Arts Plan: Student Success through Latino Arts, Music, and Dance in the Rio Grande Valley	Private/Foundation	New Award	\$ 15,000
Strategic Enrollment and Student Affairs	-	Ofc of Strategic Enrol & St Af	Newton, Dara	Texas Reskilling Support Fund Grant Program	Texas Higher Education Coordinating Board	New Award	\$ 112,500
Grand Total							\$ 2,187,195

The University of Texas Rio Grande Valley
Awards by Schools/Colleges - Monthly

Unit	SEP - FY2021		OCT - FY2021		NOV - FY2021		DEC - FY2021		FY 2021 - YTD	
	Count	Amount Requested	Count	Amount Requested	Count	Amount Requested	Count	Amount Requested	Count	Amount Requested
Finance & Administration	0	\$ -	1	\$ 374,836	0	\$ -	0	\$ -	1	\$ 374,836
Governmental & Community Relations	1	\$ 15,000	1	\$ 378,827	0	\$ -	0	\$ -	2	\$ 393,827
Health Affairs										
<i>College of Health Professions</i>	0	\$ -	2	\$ 23,700	0	\$ -	0	\$ -	2	\$ 23,700
<i>School of Medicine</i>	5	\$ 3,342,599	3	\$ 3,206,333	3	\$ 1,150,162	9	\$ 2,044,695	20	\$ 9,743,789
<i>School of Nursing</i>	0	\$ -	1	\$ 150,000	0	\$ -	0	\$ -	1	\$ 150,000
<i>School of Social Work</i>	0	\$ -	1	\$ 59,567	0	\$ -	0	\$ -	1	\$ 59,567
President	0	\$ -	1	\$ 20,100	0	\$ -	0	\$ -	1	\$ 20,100
Provost										
Provost - Academic Affairs (Non College Centers)	0	\$ -	1	\$ 400,000	1	\$ 499,948	0	\$ -	2	\$ 899,948
<i>College of Education & P-16 Integration</i>	0	\$ -	1	\$ 19,999	0	\$ -	1	\$ 15,000	2	\$ 34,999
<i>College of Engineering & Computer</i>	1	\$ 15,000	2	\$ 167,431	9	\$ 49,781	0	\$ -	12	\$ 232,212
<i>College of Fine Arts</i>	1	\$ 10,000	0	\$ -	0	\$ -	1	\$ 15,000	2	\$ 25,000
<i>College of Liberal Arts</i>	1	\$ 21,595	1	\$ 21,595	0	\$ -	0	\$ -	2	\$ 43,190
<i>College of Sciences</i>	2	\$ 551,227	3	\$ 623,430	1	\$ 99,999	0	\$ -	6	\$ 1,274,656
<i>Robert C. Vackar College of Business & Entrepreneurship</i>	1	\$ 1,342,042	0	\$ -	0	\$ -	0	\$ -	1	\$ 1,342,042
Research, Graduate Studies & New	2	\$ 51,520	0	\$ -	1	\$ 75,000	0	\$ -	3	\$ 126,520
Strategic Enrollment & Student Affairs	2	\$ 7,467,584	3	\$ 185,205	0	\$ -	1	\$ 112,500	6	\$ 7,765,289
Grand Total	16	\$ 12,816,567	21	\$ 5,631,023	15	\$ 1,874,890	12	\$ 2,187,195	64	\$22,509,675

FY2021 Awards Funded - By Funding Source
September 1, 2020 - December 31, 2020

