



The University of Texas Rio Grande Valley

The University of Texas Rio Grande Valley (UTRGV) was established in 2013 with the Texas Legislature's passage of SB 24. The University is comprised of the assets, human resources, and institutional knowledge of two legacy institutions, The University of Texas Brownsville and The University of Texas Pan American, the Regional Academic Health Centers in Edinburg and Harlingen, and the addition of a school of medicine (slated to open in 2016).



Enrollment	
TOTAL ENROLLMENT	28,584
Undergraduate	24,870
Full-time	17,644
Part-time	7,226
Graduate	3,472
Full-time	1,113
Part-time	2,359
Doctoral	242
Full-time	63
Part-time	179

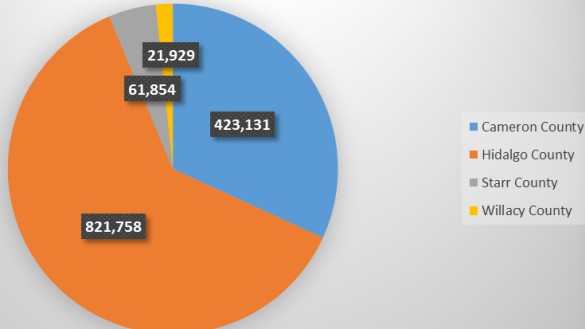
Tuition		
	Resident	Non-Resident
Undergraduate – 15 hrs.	\$3,665	\$9,515
Graduate – 9 hrs.	\$3,260	\$6,770
Medical – Annual	\$18,298	\$31,398

Average Age	
Undergraduate	22
Master's	32
Doctoral	40
Total	24

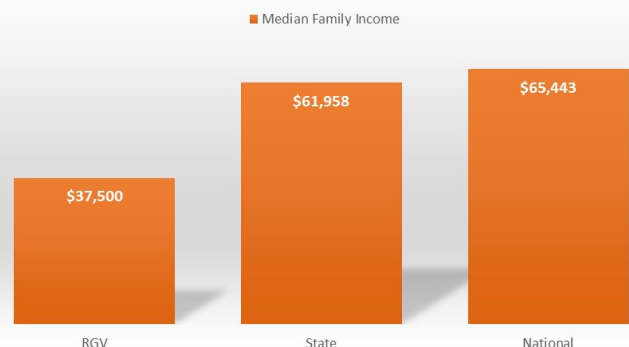
UTRGV's tuition costs rank 31st among 36 public universities in Texas. Only five other institutions offer lower tuition rates.

RGV Poverty Levels		
	Residents in Poverty	Children Living in Poverty
Hidalgo County	33.5%	45.5%
Cameron County	34.5%	47% (Highest in Texas)
Willacy County	38.8% (Highest in Texas)	45.9% (Second Highest in Texas)
Starr County	35.4% (Second Highest in Texas)	

RGV Population By County

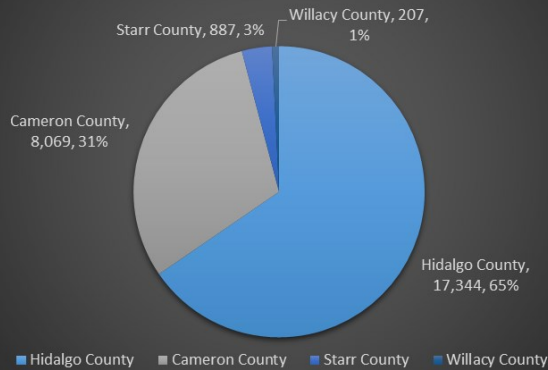


Median Family Income

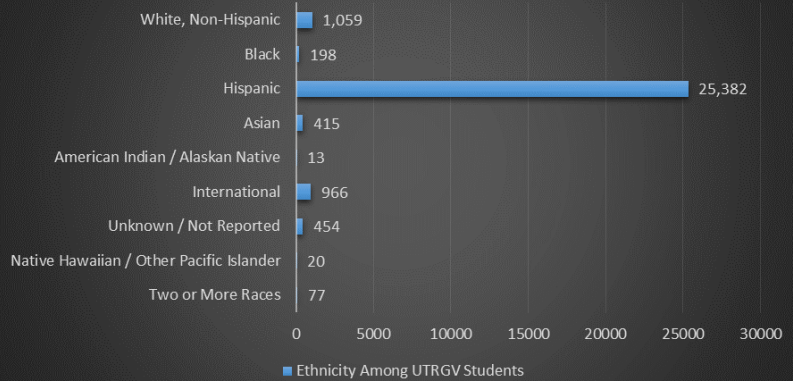


UTRGV AT-A-GLANCE

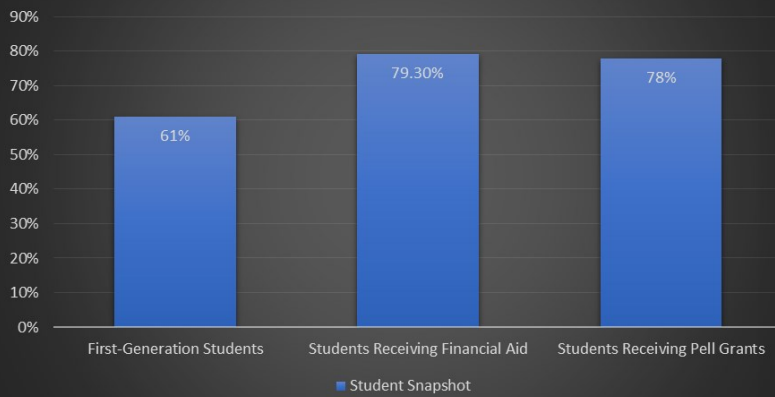
Residency Distribution - Rio Grande Valley (Fall 2015)



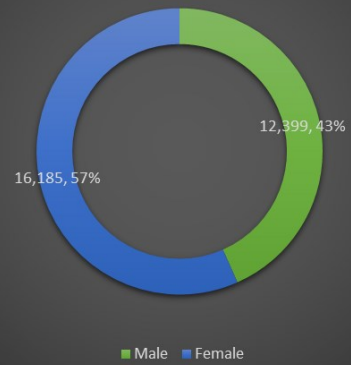
Ethnicity Among UTRGV Students



Student Snapshot



Gender



Our Colleges

- ◆ School of Medicine
- ◆ College of Health Affairs
- ◆ College of Sciences
- ◆ College of Liberal Arts
- ◆ College of Fine Arts
- ◆ College of Engineering & Computer Science
- ◆ College of Business & Entrepreneurship
- ◆ College of Education & P-16 Integration
- ◆ Honors College
- ◆ Graduate College
- ◆ University College

Demographics

Undergraduate	87%
Graduate	13%
Females	57%
Fulltime	65%
Hispanic	88.8%
White Non-Hispanic	3.7%
Pell Grants	78%
Financial Aid	79.3%

A Look at Academics

5,000 Courses Offered Fall 2015
(300-course increase from 2014)

64 Undergrad Programs
49 Graduate Programs
4 Doctoral Programs
2 Cooperative Doctoral Programs
22 Certificate Programs

Fall 2015 Enrollment