



SPRING 2021 & CLASS OF 2020 COMMENCEMENT

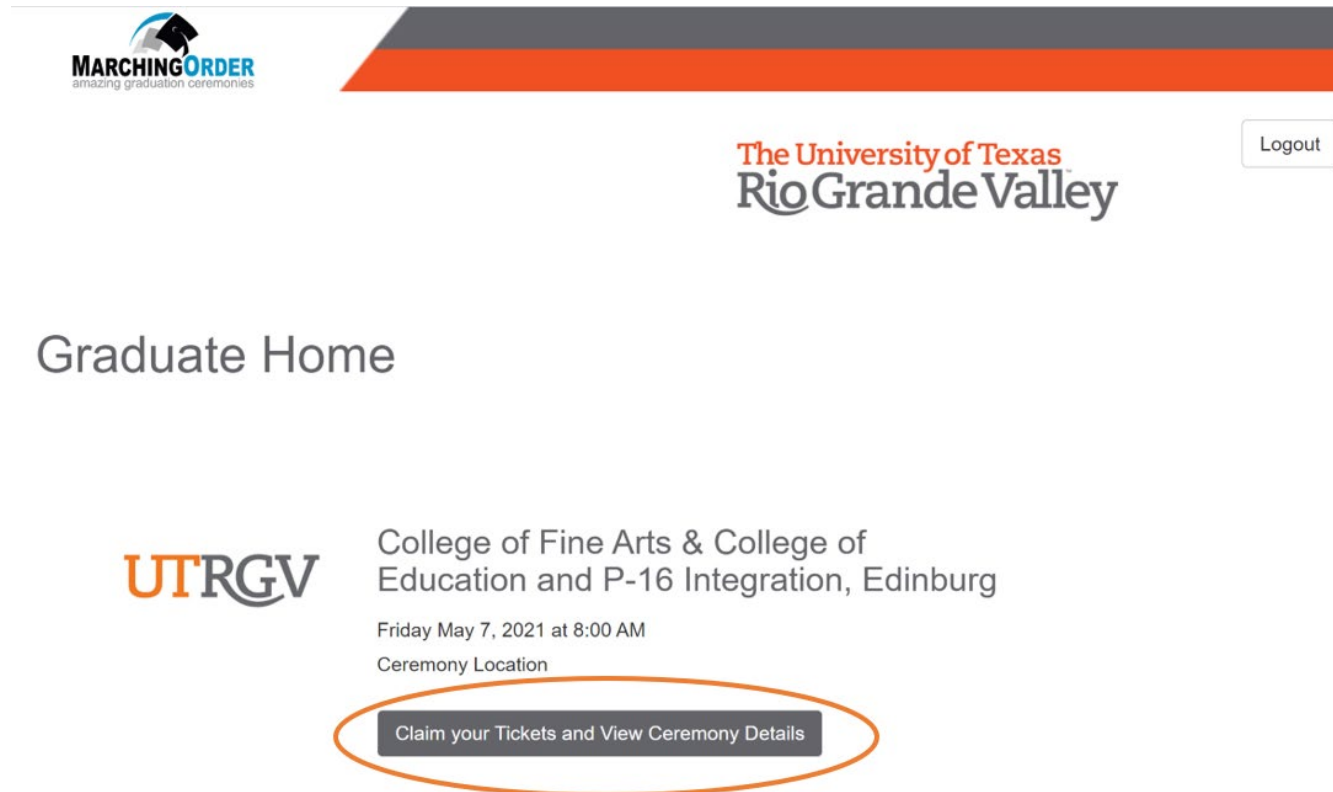
Review your Ceremony Details and Claiming
Commencement Guest Tickets

UTRGV Guest Ticket Information

- Maximum of 4 guest tickets per student to ensure appropriate physical distancing in the designated commencement area.
- All guests regardless of age must have an electronic ticket to enter the ceremony.
- Tickets can be presented on a mobile device or on paper.
- Tickets cannot be duplicated or copied for the purpose of allowing more than four guests. Once the QR code on a ticket is scanned (whether paper or electronic), any other guests attempting to enter with the same QR code will be denied entry.

Step 1: Log in to [MarchingOrder](#)

Step 2: Click on “Claim your Tickets and View Ceremony Details”



Step 3: Review your Ceremony Details

Ceremony Information

College of Fine Arts and College of Education and P-16 Integration

Date: Friday, May 7, 2021

Time: 8:00 a.m.

Location: Edinburg Campus - Parking Lot E16

Check-in: 7:00 a.m. - 7:45 a.m. in Parking Lot E17

Do you as a UTRGV student require accommodations from Student Accessibility Services?

If you answer "yes" to this question, please reach out to Student Accessibility Services at ability@utrgv.edu or 956-665-7005 to make arrangements.

If you require accommodations from Student Accessibility Services, please answer “yes” and contact them at ability@utrgv.edu or 956-665-7005.

Step 4: Select # of Tickets and Enter Guest Information

We are requesting your guests' contact information, in the event of a COVID-19 exposure, our safety experts will need to conduct contact tracing and notify those in attendance of the potential risk.

Your Tickets
Select the number of tickets you wish to claim. Maximum 4 guest tickets per graduate.

Total Number of Tickets *

4 total tickets

Guest Information
We are requesting your guests' contact information, in the event of a COVID-19 exposure, our safety experts will need to conduct contact tracing and notify those in attendance of the potential risk. You may use the same email address for more than one guest, especially for minors.

Guest 1 Full Name *	Guest 1 Name
Guest 1 Email Address *	Guest 1 Email Address
Guest 1 Phone Number *	Guest 1 Phone Number
Guest 2 Full Name *	Guest 2 Name
Guest 2 Email Address *	Guest 2 Email Address
Guest 2 Phone Number *	Guest 2 Phone Number
Guest 3 Full Name *	Guest 3 Name
Guest 3 Email Address *	Guest 3 Email Address
Guest 3 Phone Number *	Guest 3 Phone Number
Guest 4 Full Name *	Guest 4 Name
Guest 4 Email Address *	Guest 4 Email Address
Guest 4 Phone Number *	Guest 4 Phone Number

Step 5: View your guest tickets

After you submit your guest ticket request, the following screen will appear. Click on “Get your tickets” to view your tickets. You will have the option to print or email your tickets.


Confirmation of Guest Ticket(s) has been Successfully Submitted

You have successfully confirmed your guest tickets for the Spring 2021 commencement. Please make sure to print or email your tickets.

Tickets cannot be duplicated or copied for the purpose of allowing more than four guests. Once the QR code on a ticket is scanned (whether paper or electronic), any other guests attempting to enter with the same QR code will be denied entry.

Additional details regarding the check-in procedures will be sent out closer to commencement.

If you have questions or concerns, email commencement@utrgv.edu.

 [Get your tickets](#)

[Close](#)

Step 6: Option 1 - Print your tickets

To print your tickets from your web browser, leave each ticket as “selected to Print” and click on “Print Selected Tickets”.

College of Fine Arts & College of Education and P-16 Integration, Edinburg
Ceremony Location

Your Tickets

You can either print or email individual tickets.

Each ticket has a unique barcode. Duplicates will be denied at the door.

The "Email" button allows any given ticket to be emailed as necessary. You can re-send tickets from this page at any time. Any ticket that is re-sent will contain the same barcode as the previously sent version, and will only allow admission for one.

You have 4 tickets

To print a ticket, leave the "Selected to Print" button selected. If you do not wish to print the ticket, click on the "Selected to Print" button to change it to "Not Selected to Print". Then click "Print Selected Tickets".

To email a ticket, enter the email address and click on the "Email" button beside the ticket.

Ticket 1

 Selected to Print ✓

 E-mail Ticket

Note: Email sent to Hotmail accounts may be blocked. If you have any trouble please try an alternate email address.

Ticket 2

 Selected to Print ✓

 E-mail Ticket

Note: Email sent to Hotmail accounts may be blocked. If you have any trouble please try an alternate email address.

Ticket 3

 Selected to Print ✓

 E-mail Ticket

Note: Email sent to Hotmail accounts may be blocked. If you have any trouble please try an alternate email address.

Ticket 4

 Selected to Print ✓

 E-mail Ticket

Note: Email sent to Hotmail accounts may be blocked. If you have any trouble please try an alternate email address.

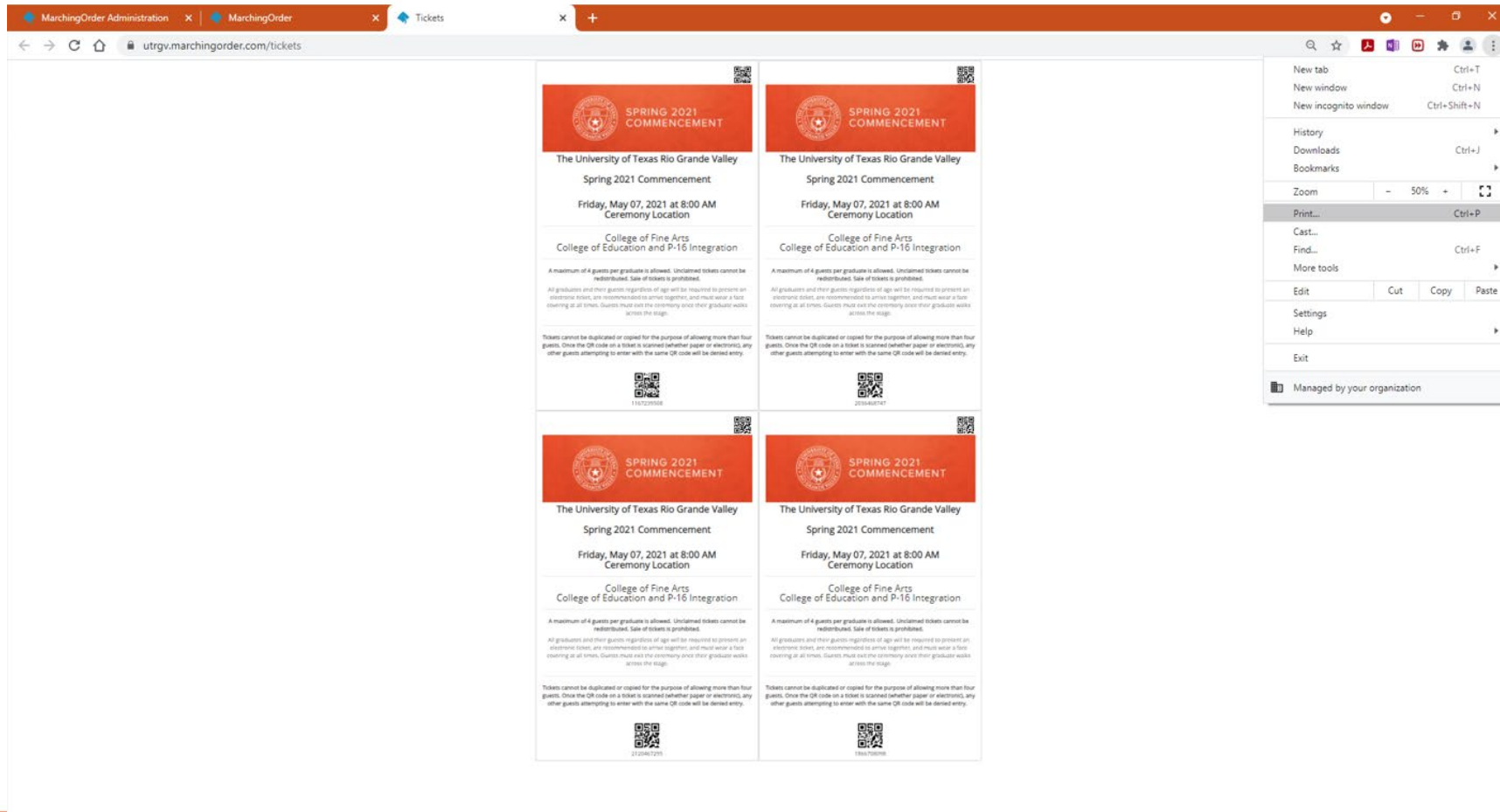
 Print Selected Tickets

Two tickets per page will be printed

[Back](#)

Step 6: Option 1 - Print your tickets (cont.)

A new window will appear displaying your tickets. Click on “File” then “Print” to print your tickets.



Step 6: Option 2 - Email your tickets

You have the option to individually email your guest tickets. Use the designated email field to insert the email address and click on “E-Mail Ticket”.

Your Tickets

College of Fine Arts & College of Education and P-16 Integration, Edinburg
Ceremony Location

Your Tickets

You can either print or email individual tickets.

Each ticket has a unique barcode. Duplicates will be denied at the door.

The "Email" button allows any given ticket to be emailed as necessary. You can re-send tickets from this page at any time. **Any ticket that is re-sent will contain the same barcode as the previously sent version, and will only allow admission for one.**

You have 3 tickets

To **print a ticket**, leave the "Selected to Print" button selected. If you do not wish to print the ticket, click on the "Selected to Print" button to change it to "Not Selected to Print". Then click "Print Selected Tickets".

To **email a ticket**, enter the email address and click on the "Email" button beside the ticket.

Ticket 1

 Selected to Print ✓

 E-mail Ticket

Note: Email sent to Hotmail accounts may be blocked. If you have any trouble please try an alternate email address.

Ticket 2

 Selected to Print ✓

 E-mail Ticket

Note: Email sent to Hotmail accounts may be blocked. If you have any trouble please try an alternate email address.

Ticket 3

 Selected to Print ✓

 E-mail Ticket

Note: Email sent to Hotmail accounts may be blocked. If you have any trouble please try an alternate email address.

 Print Selected Tickets

Two tickets per page will be printed

[Back](#)

Reassigning, Reprinting, Resending, or Changing the amount of Claimed Tickets

- You can log in to [MarchingOrder](#) at any time to reassign, reprint, resend, or change the number of tickets you have claimed.
- If you just need to reprint, or resend your tickets, click on “Print/Email Tickets”.
- To reassign or change the number of your tickets, you will need to complete steps 1 through 6.

Graduate Home



College of Fine Arts & College of Education and P-16 Integration, Edinburg

Friday May 7, 2021 at 8:00 AM

Ceremony Location

Claim your Tickets and View Ceremony Details

Print / Email Tickets



Form last submitted: 2021-04-14T13:52:42.927Z

Need Help?

Contact Us:
Commencement@utrgv.edu