

Child Development Center Parent Handbook



Revised June 2023

Policies are reviewed annually and updated if necessary.

Dear Parents,

Welcome to The University of Texas Rio Grande Valley Child Development Center “CDC”. I would like to thank you for selecting our program to meet your child care needs.

The Child Development Center’s priority is to provide a place that encourages, facilitates, and supports the development of your child. The Center is committed to providing quality childcare in a setting that is safe, nurturing, and intellectually stimulating. We hope that the type of quality childcare we’ve committed to provide will serve as a model to others within the community.

The Center’s mission is to build a strong partnership with the parents and staff members to work together towards an effective quality childcare. The childcare staff has an “open door” policy. We encourage parents to visit and take an active part in their child’s daily activities.

Another component of the Child Development Center involves our own UTRGV students who will conduct observations and implement activity assignments and learning components directed by those respected academic colleges or departments.

The Parent Handbook has been created to inform parents of their responsibilities for their children’s child care needs. In addition, it will serve as an informational guide to the Center’s responsibilities to the children and their parents.

Again, welcome to The University of Texas Rio Grande Valley Child Development Center. I look forward to hearing from you and welcome any suggestions, comments or assistance within our Center.

Sincerely,

A handwritten signature in blue ink that reads "Raquene Sanchez". The signature is written in a cursive, flowing style.

Raquene Sanchez, EdD, Director
The University of Texas Rio Grande Valley Child
Development Center

Table of Contents

Mission Statement	6
Vision	6
Program Philosophy.....	6
Program Goals and Curriculum Goals.....	6
Center Goals	7
Admissions	7
Eligibility	7
Registration and Fees	7
Child Care Fees	8
Late Tuition Fees	8
Child Care Fees and Billing	8
Payment Schedule	8
Late Pick-up Fees	8
Payment for Ill or Absent Days	8
Credits, Discounts, Refunds	8
Credit Card Payments	9
Hours of Operation	9
Unscheduled Closings.....	9
Holidays	9
Parking	9
Arrivals	9
Sign-In and Sign-Out	9
Departures	9
Drop off and Pick-Up of Children.....	10
Authorization for Pick-up/Release of a Child	10
Notification of Absences or Illness	10
Notification of Withdrawal	10
Termination of childcare by the Center	10

Health and Safety	11
Medical/Physical Exams	11
Immunizations	11
Vision and Hearing Screening	12
Oral Health	12
Illness Exclusion and Accidents / Daily Health Check/ Procedures.....	12
Or Handling Medical Emergencies	12
Parental Notification	13
Outdoor Play/ Physical Activity	13
Moderate and Vigorous Physical Active Play	14
Structured/Unstructured Play	14
Physical Activity Duration	14
Video Surveillance	15
Medication	15
Vaccines.....	16
Hand Washing	16
Meals	16
Rest/Nap Time	17
Safe Sleep	17
Clothing/ Dress Code	17
Items Brought from Home	17
Child Safety Program	17
Emergency Preparedness Plan and Inclement Weather	18
Firearms/ Other Weapons	18
Gang Free Zone	18
Discipline and Guidance / Addressing Challenging Behaviors.....	19
Confidentiality	19
Reporting Child Abuse	19 -21

Infants	22
Diapering	22
Sippy Cups.....	22
Infant Bottles	22
Sippy Cups.....	22
Breastfeeding.....	22
Learning to Use the Toilet (Potty-Training)	23
Unmet Potty-Training Requirements.....	23
Children with Special Needs	24
Additional Accommodations	24
Observations	24
Facebook	24
Daily Schedules	24
Curriculum and Goals	25
Screen Time	25
Infant Daily Reports	26
Fieldtrips	26
Transportation	26
Animals	26
Water Activities	26
Procedures for Providing and Applying Insect Repellent and Sunscreen	26
Birthdays Celebrations	26
Parental Involvement/ Family Participation	26
“Meet the Teacher”	27
Parent Orientations/Meeting	27
Parent Conferences	27
Parent Workshops	27
Family Functions	27

Volunteering.....	27
Parent Bulletin Boards	27
Child Development Advisory Committee	28
Babysitting	28
Social and Cooperative Responsibilities	28
Addressing Questions/ Concerns with the Director	28
Suggestions	28
Texas Department of Health and Human Services- Child Care Regulations.....	29
COVID-19 Policy and Procedure.....	30
Appendix 1- Child Care Rates.....	31

Mission Statement

The Child Development Center is dedicated to supporting our students in reaching their fullest potential by providing comprehensive services through focus work with children, families, and community partnerships.

Program Philosophy

It is the intent of the Child Development Center to provide a formal atmosphere, child – oriented and developmentally appropriate program where children learn through active participation and exploration of their environment. The children will be provided with many opportunities to successfully begin to problem solve and express their ideas in an educational environment.

The teacher’s role is to create an environment which supports the ideas and experiences for active learning and engagement with the environment and other children/ adults. The teachers will add pieces of information to what they already know and thereby generating new understandings of the world around them. The days will be filled with planned and spontaneous moments of learning

Vision

To enable parents to complete their personal, educational, and career goals by providing a quality education program for their children.

Program Goals & Curriculum Goals (See pg. 23 for curriculum details.)

- To provide opportunities that encourages curiosity, exploration, and creativity for active learning.
- To provide opportunities for children to develop their social and communication skill through work and play.
- To provide opportunities for self- expression.
- To provide opportunities for self- discipline with age- appropriate guidance.
- To provide opportunities for child- initiated activities.
- To provide an environment that is safe with consistency and predictability of routines and boundaries.
- To encourage children to think, reason, question and experiment through engagement with the environment.
- To encourage language and literacy development through engagement with the environment.
- To promote positive self-esteem through encouragement and recognition.
- To enhance physical well- being by encouraging and demonstrating sound health, safety, and nutritional practices.
- To build working relationships with parents, teachers, administration and university community.

Center Goals

- To support the recruitment and retention of UTRGV student parents.
- To serve as a resource for, collaborate efforts with, and be accessible to the University's academic departments by providing opportunities for research, internships, and field study.
- To create strong working relationships with families.
- To respect and respond to cultural diversity.
- To provide the staff with opportunities for professional growth and development.

Shaping young minds for a lifetime of success is the core goal of The University of Texas Rio Grande Valley's Child Development Center (CDC). A nationally accredited program, the Child Development Center provides children, from ages 6 months to 5 years old, with a variety of diverse and creative learning opportunities in a caring and nurturing environment. At the Child Development Center, we focus on the whole child, taking into account all of their developmental needs – physical, social, emotional and cognitive. At the same time, we offer our University students, faculty, staff, and community members' quality child care services that help them balance work, school, and family.

The University of Texas Rio Grande Valley Child Development Center respects the relationship between child and parents. We respect that parents are their child's first and foremost influential teachers.

Admission Requirements

Eligibility

Children of UTRGV students or employees are eligible to attend the CDC. Effective fall 2017 children ages three months to five years old from our surrounding communities are welcomed to attend. However, community parents must be UTPA/UTRGV Alumni or must be state, federal or local employees. Children of ages three months to five years of age as of September 1 are eligible for enrollment. Ages for summer months and public-school holidays, will be extended up to 8 years old.

Registration

Parents will be provided with an Admissions Application and Informational packet, to be completed prior to the child's first day of attendance. Failure to provide all documentation will delay your child's enrollment.

****In the event of an operational policy change or change in an item in the Admissions Application or Informational packet, parents will be notified in written notice and the Parent Handbook will be updated. Your child will not be accepted into the Child Development Center if you have failed to submit all required documentation. (Section: §746.605 Minimum Standards for a Licensed Child Care Center)***

Registration and Fees

Pre-Registration Fee (Revised: August 2010)

- Currently enrolled children will receive priority to pre-register for the following semester.
- A \$50 non-refundable fee is due every semester (Fall, Spring, Summer Sessions).
- CCS eligible recipients are exempt from paying the registration fee.
- If pre-registration fee is not received by due date, we will presume our services are no longer needed.

Child Care Fees See *Appendix 1*.

Child Care Fees and Billing (Revised: August 2015)

A child care and tuition fee contract is required for each family enrolled at the UTRGV-CDC. Contract must be signed every semester. We must have the parent who is affiliated with the University sign the child care contract. The parent's signature attests to the fact the parent has read and agrees to the content of the contract. See appendix 1.

Late Tuition Fees

Students: Tuition is due every Monday for the current week. The CDC will provide a two-day grace period to pay the tuition for the week. If payment is not received (by Wednesday, 6pm) after the grace period, an additional fee of \$25 will be assessed to your child care tuition fees. **A “HOLD” will be placed on your student account, if payment is not received, your child care services will be terminated immediately.**

Faculty/Staff: Monthly tuition fee is due on the 1st Monday of the month. You will have a grace period of 3 days. A fee of \$25 will be assessed on the 5th day after the due date if payment is not received. An additional \$25 will be assessed every week, thereafter, until tuition is paid in full. See payment schedule appendix 1. **If payment is not received, your child care services will be terminated immediately.**

Late Pick-up Fees

The CDC closes promptly at 5:30 p.m. Late fee policies will be strictly enforced. Parents must have a backup plan to ensure their child is picked up before closing. Parents will be charged a late pick-up fee of \$1 per minute after 5:30 p.m. ***Failure to pay your late pick-up fees may result in termination of your childcare services.***

If a parent anticipates arriving late, the parent must notify the Center immediately. ***If picking up your child late becomes a pattern or a repeated occurrence, your childcare services may be terminated.*** Late pick-up fees will be applied.

The CDC will make every attempt to locate and communicate with the parent(s) or next authorized person to pick-up the child. A courtesy period of up to 1/2 hour (6:00 p.m.) will be given to the parent before the UTRGV Police Department is called to pick-up your child.

Payment for Days the Child is Ill, Absent, Vacation, Staff Development or Unexpected Closures Parents are responsible to pay tuition fees **regardless** if your child does not attend the center due to illness, absences, vacation, holidays or unexpected closures.

There is no tuition reduction for illness, absences, vacation, holidays, or unexpected closures (weather closures or professional staff development) observed by the CDC.

**There is no tuition discount for siblings.*

Refunds

Registration fees are non-refundable.

In the event of an over payment, you will be given a credit that will be applied to your next payment or will be credited into your student account. If services are no longer needed you must submit a two-week notice and at that time your child's tuition will be prorated for the remainder of the week or month depending on the tuition payment received.

Employee and community parents will make all payments through ePay. Instructions can be found in *Appendix 2*. Children who are receiving CCS funding from Workforce Solutions will need to remit payment of their co-pay through UTRGV ASSIST.

Hours, Days, and Months of Operation

The CDC operates Monday through Friday between the hours of 7:30 a.m. and 5:30 p.m. The Child Development Center is open year-round, January- December. The CDC has an open-door policy. Parents may come in at any time to observe, get involved with their child's learning and any program center activities.

Unscheduled Closings / Inclement Weather

The Center is closed when the university is closed due to inclement weather or announcements from the administration. Parents need to pick-up children within 30 minutes of the announced closure times to avoid late pickup fees.

Holidays

- The CDC will observe UTRGV staff holidays. Referenced in Appendix 3. This holiday schedule will also be made available at the front office for your convenience.
- For the purpose of staff development, the Center will provide a two-week advance written notice. Please become familiar with parent bulletin boards located at the entrance of each child's classroom.

Parking

We urge parents to take extreme measures in caring for their child when the parking lot becomes busy during drop-off or pick-up times. We do not allow parents to park directly in-front of the CDC. This is not a valid or safe parking area.

- Parents are provided with a limited number of 15-minute parking spaces to allow for drop-off and pick-up.
- Parents are **NOT** to use the 15-minute parking as an alternative to parking for class or work.
- **The UTRGV Police Department will be called if a child is left unattended in a parked vehicle.**

Arrival

The CDC staff will be readily available to meet and greet your child at 7:30 a.m.

We ask that parents bring children no later than 9:00 a.m. to participate in the CDC morning schedule. Children will **not** be accepted into the center if it's past 11:00am because it's a disruption to other children preparing for lunch and nap time. You will be asked to return after nap time. Nap time is over at 2:00pm. **All children must be escorted to and from the classroom by an adult.** Parents need to allow enough time to bring their child into the classroom and assist their child with their personal belongings and placing them in their respective storage space.

Sign-In and Sign-Out

Parents and authorized individuals will be provided a personal identification number (PIN) to check in/out child of center. It is **mandatory** for parents to use their PIN upon arrival and departure each day. PIN numbers are to be kept confidential and not shared with others. All authorized PINs will be deactivated upon termination of your childcare.

Our **Open-Door Policy** allows parents the opportunity to visit **their** child throughout the day. We ask parents to help make pick-up and drop-off times run smoothly by refraining from interrupting or distracting the **other** children from their daily schedule or tasks. This includes giving every child personal space when eating, toileting, playing, or working while in class and outdoors.

Departure

The Center closes promptly at 5:30 p.m. If parent anticipates arriving after 5:30, the parent must notify the center immediately. (See: Late Pick-up Fees)

The child will only be released to authorized individuals listed in the Admissions Application.

The CDC will make every attempt to locate and communicate with the parent or next authorized person to pick-up the child. A courtesy period of up to ½ hour (6:00 p.m.) will be provided to the parent before the UTRGV Police Dept. is called to pick-up the child(ren).

Drop off and Pick-Up of Children

Children's safety and their well-being is our number one priority here at the center. In consideration to all the children attending the CDC, we ask that parents first drop off the older sibling(s) in their classrooms. For after school pick-up, we ask that the younger sibling(s) get picked up first followed by the older sibling(s).

Authorization for Pick-up/Release of a Child

- The CDC will require the names, addresses and phone numbers of authorized individuals.
- Children will only be released to the parent and to authorized individuals.
- Upon registration, the enrolling parent must list both parents as authorized individuals.
- Both parents have the right to pick up their child, unless a court document restricts that right. A copy of court order must be provided to the CDC prior to your child's first day at the Center.
- Persons on the authorized list must be at least 18 years old and be able to supply documentation of their identity.

In an **emergency** situation, a parent must call the Center and request an individual, not previously listed in the child's admission's form to pick-up the child. The parents must identify themselves by their Personal Identification Number (PIN). Specific characteristics of the individual(s) picking up your child will need to be provided. The individual will be asked to provide a valid form of identification. Be advised, the CDC will make a copy of identification and will request individual to sign the copy. **We will encourage you to add such individual to the authorized pick-up list.**

Please note that you can make changes to your authorized individuals list any time as needed.

Notification of Absences or Illness

Parents must inform the CDC no later than 9:00 a.m. if the child (ren) will be absent. In the event of a doctor's appointment, an emergency, or a special family occasion parent must notify the CDC before bringing their child after 9:00 a.m. This will allow center staff to plan for your child's attendance. Please keep in mind no drop-offs between 11:00am-2:00pm (This is including excused/unexcused tardies).

Notification of Withdrawal

If our child care services are no longer needed and your child will no longer be attending the CDC, a two week written notice must be submitted at the front office. This would provide the Center with sufficient time to gather your child's belongings and ease the transition.

- Parents must verify there are no outstanding fees.
- Pending fees must be cleared with the CDC prior to your child's last day.
- A "hold" will be place on student accounts if there are any fees due to the CDC.
- The CDC will notify the Human Resources Office of any outstanding balance due to the CDC, if a faculty/staff-parent terminates his/her services with the CDC.

Termination of Child Care Services

Administrative and Financial Responsibilities

The UTRGV CDC reserves the right to terminate its provision of child care service based on instances of parental noncompliance with law and/or CDC policies. Examples include, but are not limited to, the following:

- Non-payment of tuition fees.
- Failure to provide all required forms such as health immunization and emergency medical information forms.
- Delinquent payments;
- Failure to provide or update medical or emergency contact information;
- Non-compliance with the policies set forth in the Parent Handbook.
- Failure to sign-in and sign-out.
- Disruptive or threatening behavior or biting 4 years and up

Health and Safety/Emergency Procedures

Medical / Physical Exam & Immunizations

The Texas Department of Family and Protective Services, Minimum Standards for a Licensed Child Care Center (*Sections: §746.605, §746.611*) requires we obtain the following information for each child enrolled at the center:

- The child's name and birth date;
- The child's home address and telephone number;
- Date of the child's admission to the child-care center;
- Name and address of parent (s);
- Telephone numbers at which parent(s) can be reached while the child is in care;
- Name, address, and telephone number of another responsible individual who should be contacted in an emergency when the parent cannot be reached;
- Names and telephone numbers of persons other than a parent to whom the child may be released; ☐ Permission for field trips;
- Permission for participation in water activities;
- Name, address, and telephone number of the child's physician or an emergency-care facility;
- Authorization to obtain emergency medical care and to transport the child for emergency medical treatment;
- Current Immunization Records;
- A written statement from a health-care professional who has examined the child within the past year, indicating the child is physically able to take part in the child-care program;
- A statement of the child's special problems or special care needs; and
- **A written physician health statement regarding any allergies and special diets.**

Immunization Records (*Section §746.613, §746.619, §746.623*)

A copy of your child's current immunization records must be submitted to the CDC at least 5 days before your child's first day. **Children who are not current with their immunization will not be allowed to stay at the CDC.** For the safety and health of all the children enrolled at the CDC, it is imperative your child is up-to-date with his/her immunizations.

Vision and Hearing Screening

The Special Senses and Communication Disorders Act, Texas Health and Safety Code, Chapter 36, requires a screening or a professional examination for possible vision and hearing problems for the following children who are enrolled in a child care center:

1. First-time enrollees who are four years of age or older and all children enrolled in programs who are four year of age by September 1st of each year will be screened for possible vision and hearing problems prior to completion of the first semester of enrollment or within 120 calendar days of enrollment, whichever is longest, or present evidence of screening conducted one year prior to enrollment.

A licensed or certified screener or a health-care professional must conduct the screening. Refer to Texas Health and Safety Code, §36.011, for specifics on vision and hearing screening. This information may be accessed in the Internet at: www.tdh.state.tx.us/vhs/.

Parents must provide the Child Development Center with a copy of the child's vision or hearing screening prior to the child's first day or within the first 120 calendar days of enrollment. (*Section: §746.629 of the Minimum Standard for Licensed Child Care Centers.*)

Oral Health

The CDC encourages children's oral health. Families are provided with oral health resources (located in the Parent's Corner) that include information on the importance of brushing teeth, how to brush teeth, when to visit the dentist and information on local pediatric dentistry offices.

Illness Exclusions and Accidents / Daily Health Checks/ Procedures for Handling Medical Emergencies

- Full-time staff members are trained in emergency procedures (CPR, First Aid, and Emergency Evacuation).
- The staff will work through the arrangement of play, learning environment and supervision of children to prevent accidents. Nevertheless, there are certain risk and hazards that may arise in the course of your child's activities.
- The staff will conduct daily health checks and will take notice and inform the parent of any signs of illness or injury which might have occurred outside the Center.
- Parents are required to fill out a form if child comes in with injuries and must advise teacher if their child was injured outside of the Center.

The Child Development Center is not licensed to provide care for ill children. Your child will **not be accepted** into the Center if they possess one or more of the following: (*Section: §746.3601 Minimum Standard Rules for Licensed Child Care Centers*)

- A temperature of 100 degrees or greater; or **Parents must keep their child at home for a period of 24 hours to ensure they are free from fever, unless a doctor's excuse has been provided.**
- Has an illness that prevents the child from participating in both indoor and outdoor activities;
- The illness results in a greater need for care than the CDC staff can provide without compromising the health, safety, and supervision of the other children at the Center;
- Shows symptoms and signs of possible severe illness such as fatigue, abnormal breathing, uncontrolled diarrhea, two or more vomiting episodes in 24 hours, rash with fever, mouth sores with drooling, behavior changes, or other signs that the child may be severely ill; and
- Who has been diagnosed with a communicable disease, and the child does not have medical documentation to indicate that the child is no longer contagious.
- **A child with head lice will need to be picked up and a hair treatment must be done. A copy of receipt for Head Lice Shampoo must be provided when your child returns to the CDC.**

If a child becomes ill while in our care or shows symptoms (as stated above) the CDC will...

(*Section: §746.3605 Minimum Standard Rules for Licensed Child Care Centers*)

1. Notify the parent to pick up the child;
2. Give appropriate attention and supervision until the parent picks the child up;
3. Give extra attention to hand washing and sanitation if the child has diarrhea or vomiting.
4. Document illness onto Incident/Illness Report.

Your child must be picked up within one hour after being notified. In the case that the parent is unreachable, the person authorized for pick up will be called to pick up the child. **Infant parents will be notified immediately if the teacher suspects your child has become ill.

In the event a child requires immediate medical attention, the staff will take the appropriate measures to contact emergency medical services. The staff will take the following measures: *(Section §746.3607 Minimum Standard Rules for Licensed Child Care Centers)*

1. Contact emergency medical services and take the child to the nearest emergency room;
2. Give the child first-aid treatment or CPR, when needed;
3. Contact the physician identified in the child's record;
4. Contact the child's parent; and
5. Ensure supervision of other children in the group.

In the case of a serious accidental injury to a child, the staff will not move the child. The staff will get another adult to immediately call 911 for emergency medical attention and ambulance then, notify the parent immediately after calling 911. If child is to be transported to the hospital before parent arrives, a staff member will accompany the child.

An Incident/Illness Report will be provided to parents when the injury or illness requires medical attention by a health-care professional.

All other minor injuries and illnesses will be documented, and parents will be notified during pick-up time. Less serious injuries include, but are not limited to, minor cuts, scratches, and bites from other children requiring first-aid treatment by employees. *(Section §746.307 Minimum Standard Rules for Licensed Child Care Centers)*

Enrollment Procedures/Parental Notification

We recognize the importance of keeping families informed. Here are methods currently in place to notify parents about upcoming events such as reminders, school activities, changes to the Parent Handbook, and daily student participation.

- Monthly Calendar of Events.
- Remind application.
- UTRGV Child Development Center Facebook page.
- E-mail childcare@utrgv.edu
- Infant and Toddler Daily (3-17 months) Teacher Reports.

Notifications to parents regarding changes made by Minimum Standards for Child-Care Centers, will be e-mailed within a week after the CDC becomes aware of the changes.

Indoor and Outdoor Physical Activity

Outdoor play/ physical activity (running, jumping, etc.) is an important part of the curriculum and is essential to children's health. We strongly believe and support the need for physical activity each day. When children participate in physical activity every day, multiple health benefits accrue. Regular physical activity builds healthy bones and muscles, improves muscular strength and endurance, reduces the risk for developing chronic disease risk factors, improves self-esteem, and reduces stress and anxiety. Beyond these known health effects, physical activity may also have beneficial influences on academic performance. In addition, cognitive skills and motor skills appear to develop through a dynamic interaction. Research has shown that physical movement can affect the brain's physiology.

Moderate Physical Active Play

Moderate physical activity play increases the child's heart rate and breathing rate. Moderate active play activities may include taking a stroll, playing a musical instrument, or standing up to paint at an easel.

Vigorous Physical Active Play

Vigorous physical active play is rhythmic, repetitive physical movement for a child that uses large muscle groups, causing the child to breathe rapidly and only enabling the child to speak in short phrases. Typically, the child's heart rate is substantially increased, and the child is likely to be sweating while engaging in vigorous physical activity. Vigorous physical active play activities may include dancing, running, climbing, stretching, walking, or marching.

Structured Active Play

Structured active play activities are engaging, pre-planned, quick, and intense activities led by adults and involve all children. The active play activities are developmentally appropriate and support motor skill development.

Unstructured Active Play

Unstructured active play is free play for children to be creative and use their imagination. ECS respect and encourage children's individual abilities and interests and engage with children, as well as encourage them to stay physically active.

Physical Activity Duration

A minimum of two opportunities for outdoor play, weather permitting, in which a child makes use of both small and large muscles.

Infants 3-12 months will be given opportunities for physical activity, including supervised tummy time.

Infants 13-17 months of age will engage in outdoor play for a minimum of 60 total minutes daily with a balance of active and quiet play that incorporates group and individual activities both indoors and outdoors.

Toddlers 18-35 months of age will participate a minimum of 60 minutes of moderate to vigorous active play each day.

Preschoolers 3-5-year-old will participate a minimum of 90 minutes of moderate to vigorous active play each day.

Active Play Opportunities

Opportunities for active play may overlap with outdoor play when weather permits. Early Childhood Specialist have a plan of physical activities to choose from in the classroom due to inclement weather.

We will promote all children's active play every day. Children will have ample opportunity to do moderate to vigorous activities, such as running, climbing, dancing, skipping, and jumping, to the extent of their abilities.

All children will participate each day in:

- Two occasions of active play outdoors when weather permits.
- Two or more structured or teacher-led activities or games that promote movement over the course of the day.
- Continuous opportunities to develop and practice age-appropriate gross motor and movement skills.

Recommended Clothing and Footwear

When participating in physical activity, children's clothing should protect them from sun exposure and permit easy movement (not too loose and not too tight) that enables full participation in active play. Footwear should provide support for running and climbing.

Examples of Appropriate Clothing/Footwear Include:

- Gym shoes or sturdy shoe equivalent
- Clothing for the weather, such as a lightweight, breathable jacket without any neck strings

Examples of Inappropriate Clothing/Footwear Include:

- Footwear that can come off while running or that provide insufficient support for climbing.
- Clothing that can catch on playground equipment, such as those with drawstrings or loops.

Summer Months

During the summer months, outdoor play/ physical activity is limited when temperatures are in the 100's. Our Child Development Specialists check outdoor equipment prior to outdoor play/ physical activity to ensure it is not too hot for children to play on. All children have water available to drink. Children are encouraged and reminded to drink water throughout outdoor play/ physical activity.

Winter Months

In the winter, outdoor play/ physical activity is cancelled if the temperature is below 40 and physical play is moved indoors.

Weather Conditions

When weather conditions prohibit outdoor play, physical activities will occur in the classroom during the scheduled outside time. Classroom teachers have activities planned in advance for "rainy days".

Video Surveillance

The CDC has video cameras throughout the classrooms and hallways for safety and supervision purposes. If parents would like to review an incident of their child, they must use the following link to file an open records request <https://www.utrgv.edu/publicinformation/index.htm>.

Medication

The program does not administer the initial dosage of the medication, expect with physician's written permission for life- threatening situations. It is the CDC's preference that parents administer prescribed or over-the-counter medication to their own child. However, medication will be administered if the prescribed or over-the-counter medication meets the following criteria:

- Parents complete the "Authorization for Dispensing Medication" form. Child's full name is on medication container;

The date the medication should be given;

- Name of medication is provided;
- The medication is in its original container;
- The amount of dosage is provided;
- The time the medication should be given is provided; and

- Written parental instructions is provided

Parent instruction must be consistent with the labeling on the medication and /or doctor's note.

Medication will only be administered by trained Early Childhood Specialist and administrators.

All medication will be stored in a locked cabinet located in the front office. Medication cannot be left overnight.

Medication should not be expired. The CDC staff does not administer medication that requires the use of a medical device. The medical device can be held at the Center until parent is present to administer own treatment.

Vaccines

Effective January of 2016, Child Development Specialists working with infants 3 to 17 months will be required to take the Influenza (FLU), HEPA (Hepatitis) and Pertussis (Whooping Cough) and all staff are required to have a TB examination every year.

- Teachers that are required to take these vaccines will need to bring in documentation showing proof.
- Any CDS that works directly with infants and has not been able to take vaccines will need to bring in documentation from doctor or religious briefs documentation from their pastors or ministers advising they cannot take vaccines.
- If not able to receive vaccines, the CDS will need to wear gloves and face masks while handling infants. CDS will need to have a burping pad on their shoulder for every time they care for a child to prevent germs.
- The documentation of vaccines will be documented in the PROCARE system to be accessed at any time.

Hand Washing

The CDC will be firm about health and safety practices and controlling the spread of germs through hand washing routines. All children and staff are required to wash their hands throughout the day. (*Section §746.3407 Minimum Standard Rules for Licensed Child Care Centers.*)

Meals

- The CDC follows the Child and Adult Care Food Program. The meals will be planned to meet the child's nutritional requirements as recommended by the United States Department of Agriculture (USDA).
- We follow a 2 -week menu rotation.
- The menu for the current month will be posted in each classroom.
- Copies of the menu are available upon request.
- All children are encouraged to try all foods.
- If your child is under a special diet, you must provide the Center with a medical physician's statement.
- Young infants will be fed according to their own schedule. Feeding schedules will be provided by the infant CDS every 30 days.

The Child Development Center does not have a home lunch program.

The center will provide the following meals:

- Breakfast 8:30am – 9:30am
- Lunch 11:30am – 12:30pm
- Snack 3:00pm – 4:00pm

Every family is required to complete the Child Nutrition Program Application. *Families who choose not to complete the Child Nutrition Food Program Application, must write "Decline" in front of the application, sign, date and return to the CDC.*

Nutrition Program Practices

- a) Liquids and food hotter than 110 degrees F are kept out of reach.
- b) All staff are educated on food allergies and they take precautions to ensure children are protected.
- c) On days that the CDC serves meals, prepared food that is brought into the program to be shared among children is commercially prepared OR prepared in a kitchen that is inspected by local health officials.
- d) Healthy snacks (as listed by the Texas Department of Agriculture) are available for school aged children that arrive.
- e) On the days that the CDC serves meals, milk, fresh fruit and vegetables are available for children who bring lunches from home.

Rest Time/Nap Time (*Section §746.2901 Minimum Standard Rules for Licensed Child Care Centers*)

Every child will be provided with supervised sleep or rest period after the noon meal.

- A child who does not desire to take a nap will be provided with a book to read quietly, while they sit in their individual cot.
- Infants' schedules will be followed according to their individual needs.
- Children may also bring a small blanket and pillow if they wish. All items **must** be labeled with the child's name.

Safe Sleep for Infants 12 Months Old or Younger

- 12-month-old infants or younger will be placed on their backs to sleep.
- Walking infants will sleep on a firm surface infant size cot, with a tight-fitting sheet.
- None walking infants will sleep in a crib with a tight-fitting sheet.
- The following items will not be placed on a sleeping crib: soft or loose bedding, such as blankets, quilts, or comforters; pillows; stuffed toys/animals; soft objects; bumper pads; liners; or sleep positioning devices

To review information on safe sleep and reducing the risk of Sudden Infant Death Syndrome/Sudden Unexpected Infant Death Syndrome (SIDS/SUIDS) at:

<http://www.healthychildren.org/English/ages-stages/baby/sleep/Pages/A-Parents-Guide-to-Safe-Sleep.aspx>

Clothing/Dress Code

- We ask parents to provide two complete sets of extra clothing, as needed.
- Children's clothing should be clearly marked **with** child's name or initials.
- All children should wear comfortable clothing and closed shoes (no sandals/ Jellys) that allow them to participate in indoor and outdoor daily activities.
- Children 3 years and up may wear croc-style shoes, only if they are lace-up style.

Items brought from Home

- The CDC maintains an adequate supply of materials, toys and equipment for the children. Therefore, we encourage children not to bring items from home.
- The CDC cannot be responsible for any items lost or broken and this includes jewelry.

Parents will be notified of special days in which their child will be allowed to bring a favorite toy for "Show and Tell" or "Show and Share".

Please refrain from bringing food, gum, candy, or money into the CDC. These items are not allowed at the Center.

Child Safety Program

The CDC has established a Child Safety Program with the children. CDS will incorporate a week of activities for introducing children to the steps and procedures for evacuating the CDC building in the event of a real emergency. Children will learn the evacuation route into the playground and other designated areas on campus. The CDS conduct monthly fire and evacuation drills with the children or as often as needed. Each classroom is equipped with a backpack filled with bottled water, snacks, emergency telephone numbers, first aid supplies, and attendance roster. The infant and toddler classrooms are equipped with a mobile crib to place the infants and non-walking toddlers to quickly evacuate the classrooms. The infant/toddler CDS will bring their classroom backpack filled with distilled bottled water, pampers, wipes, emergency phone numbers, first aid supplies and attendance roster.

In the case that parents are present during the time of practice drill, they must stay with their child throughout the entire drill until able to sign-in or sign-out through the PROCARE system.

Emergency Preparedness Plan & Inclement Weather

Evacuation

- A. In the event the Child Development Center must evacuate the premises, the staff, volunteers and children will relocate to the Education Complex auditorium, located West of the CDC.
- B. Center staff and volunteers will escort children to the Education Complex Building with the assistance of the University Police and the Health and Safety Department.
- C. The emergency evacuation and relocation diagram can be located in each classroom and at the reception area. The designated relocation area is clearly marked. D. The Center staff, volunteers, and children will be relocated to:

**The University of Texas Rio Grande Valley
Education Complex Building 1201 W.
University Drive
Edinburg, TX 78539
956) 665-3627**

- E. In the event of an evacuation, the Administrative Assistant will take with her the Enrollment and Emergency Information Binder which includes:
 - a. Admission Information
 - b. Designated Individual for Pick-up
 - c. Emergency Authorization for Medical Attention

Firearms/Other Weapons

Texas Department of Family and Protective Services Child Care Licensing forbids firearms or other weapons to be on the premises unless being carried by a law enforcement official who are trained and certified to carry a firearm on duty.

Gang Free Zone

Under the Texas Penal code, any area within 1000 feet of a child-care center is considered a gang-free zone. Please inform administration if you know of gang related activity near our center.

Discipline and Guidance/ Addressing Challenging Behavior

Positive guidance teaches children skills which help them get along in their physical and social environment. Giving children understandable guidelines and redirecting their behavior helps them to develop internal control of their actions and encourages acceptable behavior.

The staff will not deviate from the discipline and guidance standards in the Minimum Standards for Licensed Child Care Centers. (*Sections §746.2801, 746.2803, 746.2805 Minimum Standard Rules for Licensed Child Care Centers*) Discipline will be:

1. Individualized and consistent for each child;
2. Appropriate to the child's level of understanding; and
3. Directed toward teaching the child acceptable behavior and self-control.

The staff will:

1. Encourage good behavior;
2. Remind the child of acceptable good behavior with positive statements;
3. Redirect the behavior using positive statements; and
4. Use brief supervised separation or time out from the group, when appropriate for the child's age and development.

Suspension and Expulsion of Children

The childcare staff will only use positive methods of discipline and guidance that encourages self-esteem, self-control, and self-direction. CDS work closely with parents to understand and to determine which methods work best for each child. Repeated challenging behavior calls for conferencing with other staff, parents, and administration. If your child's behavior compromises their proper safety, sanitation, or supervision of the classroom that the CDC staff can provide, we will call parents to pick up their child.

****Your child must be picked up within one hour after being notified. In the case that the parent is unreachable, the person authorized for pick up will be called to pick up the child. Continued inappropriate behavior may result in the withdrawal of your child.***

Confidentiality

- Information regarding children and families will be kept in file and confidential. Only authorized personnel will have access to your child's file.
- Parents should refrain from discussing personal issues or concerns to your child's teacher. If the issue on hand is about your child, please set up a parent-teacher conference to resolve any issues or concerns.

Reporting Child Abuse

State law requires that suspected child abuse or neglect be reported. The CDC staff is trained annually to prevent and respond to suspected child abuse or neglect and will report to appropriate authorities. *To prevent or respond to child abuse, please call the Texas Department of Family and Regulatory Services child abuse hotline at 1-800-252-5400 if child abuse is suspected.*

Preventing and Responding to Abuse and Neglect of Children

(A) Required Annual Training

All CDC employees are required to have annual training on preventing and responding to abuse and neglect of children. The Child Development Center will stay up to date on methods for increasing employee and parent awareness on issues regarding child abuse and neglect.

(B) Warning Signs of Child Abuse and Neglect

Physical Abuse

According to TDFPS, physical abuse is physical injury that results in substantial harm to the child, or the genuine threat of substantial harm from physical injury to the child. Physical abuse consist but is not limited to the following: punching, beating, shaking, kicking, biting, throwing, stabbing, hitting, burning and choking. Here are some of the signs that can indicate a child might be getting abused.

- Frequent injuries such as bruises, cuts, black eyes, or burns without adequate explanations
- Frequent complaints of pain without obvious injury
- Burns or bruises in unusual patterns that may indicate the use of an instrument or human bite; cigarette burns on any part of the body
- Lack of reaction to pain
- Aggressive, disruptive, and destructive behavior
- Passive, withdrawn, and emotionless behavior
- Fear of going home or seeing parents
- Injuries that appear after a child has not been seen for several days

- Unreasonable clothing that may hide injuries to arms or legs

Neglect

TDFPS describes neglect as failure to provide for a child's basic needs necessary to sustain the life or health of the child, excluding failure caused primarily by financial inability unless relief services have been offered and refused. Here are some of the signs that can indicate a child is being neglected.

- Obvious malnourishment
- Lack of personal cleanliness
- Torn or dirty clothing
- Stealing or begging for food
- Child unattended for long periods of time
- Need for glasses, dental care, or other medical attention
- Frequent tardiness or absence from school

Sexual Abuse

TDFPS describes sexual abuse as fondling a child's genitals, penetration, incest, rape, sodomy, indecent exposure, and exploitation through prostitution or producing pornographic materials. Suspect sexual abuse when you see any of the following:

- Physical signs of sexually transmitted diseases
- Evidence of injury to the genital area
- Pregnancy in a young girl
- Difficulty in sitting or walking
- Extreme fear of being alone with adults of a certain sex
- Sexual comments, behaviors, or play
- Knowledge of sexual relations beyond what is expected for a child's age

- Sexual victimization of other children

Emotional Abuse

TDFPS describes emotional abuse as mental or emotional injury that results in an observable and material impairment in a child's growth, development, or psychological functioning. It includes extreme forms of punishment such as confining a child in a dark closet, habitual scapegoating, belittling, and rejecting treatment for a child. Suspect emotional abuse when you see:

- Over compliance
- Low self-esteem
- Severe depression, anxiety, or aggression
- Difficulty making friends or doing things with other children
- Lagging in physical, emotional, and intellectual development
- Caregiver who belittles the child, withholds love, and seems unconcerned about the child's problems

(C) Employee and Parent Awareness

To promote awareness to both parents and teachers, the CDC has posted information regarding child abuse and neglect outside each classroom. Information can be found on the Parent Information Wall.

What must I do if I suspect abuse or neglect of a child?

If a child is in immediate danger, call 911 or your local police first.

Then call the Texas Abuse Hotline to make a report.

The Texas Abuse Hotline is open 24/7/365

1.800.252.5400

www.txabusehotline.org

(Report via the online reporting system for non-urgent situations only. A non-urgent situation means that intervention is not needed within 24 hours.)

(D) Community Organizations

The CDC will coordinate an outreach between community organizations and our families when the safety or well-being of any child is compromised. Such community organizations include, but are not limited to Mujeres Unidas/Women Together, Estrella's House and Easter seals Project Hopes.

Child and Family Safety:

- Texas Abuse Hotline at 1-800-252-5400
- National Domestic Violence 1-800-799-SAFE
- Texas Abuse/ Neglect Hotline 1-800-252-5400

**(E) Action Plan for a Parent of a Child Who Is a Victim
of Abuse or Neglect**

<https://www.texasattorneygeneral.gov/cvs/what-we-can-do-about-child-abuse-2>

A child's parent or guardian has a legal obligation to protect the child. Anyone who permits his or her child to be in a situation where s/he may be harmed may be prosecuted for child abuse. The fact that the abuser is your husband, wife, or other family member does not affect your obligation to report the abuse, nor does it shield you from being involved in legal proceedings resulting from the abuse. This is also true when parents discover that one of their older children is abusing a younger one (an indication that the older one may also have been abused at an earlier time). In that case, both children need help. If an abuser in your family is violent and you are frightened for your own safety as well as that of your children, call 911, a local battered women's shelter, 1-800-252-5400 (TDFPS), or your local law enforcement agency.

Infant Room

“Shoe-Free” Environment

With infants spending much of their time exploring on the floor, the infant room is a “shoe free” environment. To prevent contaminating the floor with outside germs, we ask that adults slip on a pair of shoe covers or remove shoes before entering the infant room.

We strive to maintain a clean, safe and healthy environment for the children in our care.

Diapering

Parents are responsible for supplying the CDC with diapers (each diaper must already be labeled with your child’s first name and last name initial) and wipes. Infants will be changed at regular intervals throughout the day and as needed. Parents are welcome to bring a full package of diapers to be kept at the CDC. Diapers must be marked with your child’s name.

Wipes will be used when changing an infant’s diaper. If your child has a diaper rash, please inform your child’s teacher so proper precautions are taken when changing your child’s diaper.

Infant Bottles

- Parents of bottle-fed infants must provide the Center with plenty of labeled bottles, nipples, and lids as needed and/or requested by teacher.
- Each bottle must be marked with your child’s first and last name initial.
- All prepared formula must be labeled with the child’s name and date of preparation.
- All bottled breast milk must be labeled with the child’s name and date it was brought in.
- A small quantity of unprepared formula must be stored at the CDC for each child in case of an emergency or your child “demands” more milk.
- No bottles will be served with cereal or any other food product in them.
- **The CDC does not wash infant bottles.** Infant bottles will be sent home at the end of the day.

- Breast feeding moms are welcome to use the infant room to feed their baby.
- At 12 months of age, sippy cups will be introduced to help wean children off their bottle. We encourage parents to begin weaning their infant off bottles and pacifiers before they turn 12 months old to ease the transition from bottle to cup. For more information, please visit the [American Academy of Pediatrics \(AAP\)](https://www.aap.org/) website.

Sippy Cups

If your child is 12 months old and is using a bottle, you will need to provide a doctor's note, because

- at 12 months of age, sippy cups will be used for your child's intake of liquids. You will need to provide 4-sippy cups daily. A sippy cup will be used for breakfast, lunch, snack, milk and water. We encourage parents to begin weaning their infant off sippy cups by 18 months old to ease the transition to regular cup use. For more information, please visit the [American Academy of Pediatrics \(AAP\)](https://www.aap.org/) website.

Breastfeeding

- Parents have the right to breastfeed or provide breast milk for their child while in care.
- Parents may use room 1.111 for breastfeeding.
- Upon request breastfeeding education literature and community resources are available.

UTRGV is a Texas Mother-Friendly Worksite and campus. There are dedicated available rooms furnished with comfortable amenities in a quiet and private location. Breastfeeding moms are welcomed to use the infant classrooms. Suites are available at the following locations: Edinburg: Health Affairs Building East (EHABE) 1.111, Mathematics and General Classroom (EMAGC) 2.202A, Liberal Arts Building North (ELABN) 308, and University Center (EUCTR) 313. Brownsville: Health Services Clinic- Cortez Hall (BCRTZ) 237. Harlingen: Clinical Education Building (HCEBL) 2.136.03.

Nursing Mothers Suites <https://www.utrgv.edu/hr/wellness/mother-suite/index.htm>

Learning to use the Toilet (Potty-Training)

- When your child shows interest in learning to use the toilet, the staff will make every effort to support your child; however, all children must be potty-trained by the age of 3 years old, before entering the preschool wing.
- Children must wear underpants during potty-training.
- Extra sets of clothing, specifically underpants, shorts or pants must be provided.
- Any clothing that is soiled or wet will be placed in a plastic bag to be sent home.
- The CDC is not responsible for washing any soiled clothing. The staff will do their best to keep soiled clothing separate from your child's clean clothing.

Unmet Potty-Training Requirements

Toilet Training Toilet-trained children are expected to be able to do the following on their own:

Decide when they need to use the toilet- Get their body onto the toilet- Pull down and up own pants/ skirt/ underwear- Wipe/ clean with toilet paper- Have sufficient "aim" to keep clothing and floor dry. The Child Development Center requires preschool children to be toilet- trained. Children should be brought to school in regular underwear, not Pull-Up training pants. It is strongly recommended that children wear clothing that is appropriate to their dressing skills. Elasticized waistbands are recommended. **Belts and overalls are discouraged.** We expect for three and four- year old children to have occasional accidents. Teachers will keep a record of the accidents and inform the family of them. If accidents continue to occur, a meeting will be scheduled with the family, teachers, and an administrator to discuss goals, and suggest prevention methods that can be put into place. If excessive accidents continue to occur (2 per week),

the policy described below will be followed. **Children who enter the preschool wing must be potty trained.** Families will have the option to continue paying their child's tuition until potty training is a success.

Children with Special Needs

As parents, you will be responsible to assist the CDC and the appropriate resource personnel to determine our ability to provide the childcare services required for your child. The resource team may consist of the director, education coordinator, classroom teacher, and registered, licensed or certified resource personnel such as a physician, psychologist, social worker, speech therapist, physical and occupational therapists, educators and other technical and professional personnel, as indicated by the child's special needs. We encourage parents to provide the CDC with appropriate information to assist us in providing the best possible care for your child.

Additional Accommodations

The CDC has a designated area in room 1.125 for supporting inclusive services to children with special care needs such as therapy, evaluations, or assessments from Region One ECI or any other approved early intervention program.

If a child has not met their targeted developmental goals, modifications on the lesson plan will be made and supplemental activities/lessons will be incorporated to help meet the children's needs or special instructions from therapist will be added to the lesson plan if the child(ren) are receiving services. When planning activities for a child in care with special needs, the Early Childhood specialist will incorporate and implement strategies, goals, objectives described in the child's IEP (Individualized Education Plan).

Observations

The Child Development Center may serve as a learning setting for individuals involved in the study and/or education of young children. A limited number of classrooms provide an observation window for research purposes where observations can occur without interrupting the activities of children. Visiting individuals will always be supervised by the director, assistant director, ECE Teacher or CDS. Permission must be granted before these individuals enter the classroom.

An important instrument used in the research process is that of photographs. Photographs may be taken for utilization of portfolios, documentation in the classroom, presentations, research, and on the website (as a means of communication and updates). Should you object to the use of the photographs (of your child) for research purposes, you must sign the section in the Parent Agreement Contract declining your child's participation.

Facebook

The CDC has a Facebook page dedicated to show our accomplishments, center activities, celebrations, reminders and upcoming events. Photos are reviewed by the Director and/or Education Coordinator prior to making them public. Your child's face will be blurred out in photos before being made public if you have checked off and signed that you did not give my permission for your child's photography/ video to be featured on the UTRGV Child Development Center social media. Staff is not encouraged to have CDC families as friends on social media.

Daily Schedules

Each classroom has a daily schedule that is similar in all classrooms, but unique in small ways. The infant's schedules will be more individualized than the other classrooms. Check with your child's teacher about your child's daily routine. Lesson plans and schedules are posted in the individual classrooms.

Infants

The daily schedule will depend on the child. Each child will have their own individualized schedule unique to eating, diapering, playing and sleeping. The CDS will create a schedule that is flexible and able to respond appropriately to infant needs. There will be opportunity twice daily for outdoor time. The amount of time will be as tolerated by an infant birth -12 months. Opportunities for physical activity includes supervised tummy time. Infants 13 -17 months of age will be given outdoor time with a minimum of 60 total minutes daily.

Toddlers

The daily schedule will be more consistent and predictable. The consistency of a daily schedule will help a toddler feel more in control and secured. There will be flexibility in meeting the children's needs. A toddler's daily schedule will have a balance of quiet play, indoor and outdoor times that allow moderate to vigorous active play for a minimum of 60 minutes.

Preschool

The daily schedule will have a balance of indoor and outdoor times that allow moderate to vigorous active play with a minimum of 90 minutes for children; and caregiver-initiated activities, two of which promote movement. The daily schedule will allow for children to plan their work, execute their plan, and recall their work time activities at group time. Children will be provided with time for child-initiated and teacher-initiated activities.

Curriculum and Goals for Frog Street and Big Day

Infants & Toddlers 0-35 months

Frog Street is the curriculum used for the infants and toddlers. The focus of Frog Street curriculum is to provide opportunities for children to learn about themselves, their feelings, and about others. The CDC will create a learning environment that encourages movement, exploration and discovery that will encourage thinking skills for problem solving. Active learning means children have direct, hands-on experiences with people, objects, events, and ideas. They construct their own knowledge through interactions with the world around them. Children take the first steps in the learning process by making choices and following through on their plans and decisions. Teachers offer physical, emotional, and intellectual support. In active learning settings, the adults expand children's thinking with diverse materials and nurturing interactions.

Screen Time

I-Pads, desktop computers and a Smart Board are available in the preschool wing and will be used as a learning resource. Preschool teachers will monitor the time of usage to allow all students the use of the classroom technology. Screen time will be limited to 30 minutes per day. Screen time activities will be age appropriate for every child and must be included in the weekly lesson plan.

Screen time is subject to change depending on any classroom event. Bilingual screen time educational brochures/ information can be found in our "Parents Corner."

SCREEN TIME WILL NOT BE ALLOWED FOR CHILDREN 2 YEARS OR YOUNGER. NO EXCEPTIONS

Infant Daily Reports

Parents of infants (6 months-17 months) will be provided daily information regarding eating, diapering, and sleeping for their child.

Preschool (3 -5 years)

The Scholastic Big Day Curriculum for Pre-K is organized into eight engaging and child-friendly themes. As the year progresses, the themes in this early-learning program broaden, and children begin to understand more about the world around them.

Summer In-House Curriculum Preschool (3 -5 years)

In the summer the preschool age group will follow an in-house curriculum with developmentally appropriate activities.

Field Trips

The CDC does not have field trips at this time.

Transportation

No transportation is provided.

Animals

Animals are not allowed, however The UTRGV Police Department K-9 officer will be allowed to visit with preschool students. The K-9 visit helps promote community and animal education awareness.

Water Activities

In the months of June, July, and August, children have designated sprinkler days. The children are allowed to get wet with sprinklers with parent permission. Each classroom has a different water day.

Procedure for Providing and Applying Insect Repellent and Sunscreen

- Insect repellent will be applied to children whose parents have provided the teacher with the repellent, immediately before outdoor play. Repellent use is necessary to decrease the risk of children receiving bites from insects that may be carriers of diseases such as West Nile Virus.
- Sunscreen will be applied to children whose parents have provided the teacher with the sunscreen 30 minutes prior to sun exposure. Sunscreen is necessary because too much unprotected exposure to the sun's ultraviolet (UV) rays can cause skin damage, eye damage, immune system suppression, and skin cancer.
- Parents will provide the CDC teachers with the insect repellent and sunscreen that are listed on the student supply list.

Birthday Celebrations

Parents may choose to recognize your child's birthday by having a birthday celebration. The CDC will provide the parent with information on what to bring. The CDC will provide a crown for every child who is celebrating a birthday that month.

Parents who wish to celebrate their child's birthday away from the CDC must supply the child's teacher with sufficient birthday party invitations to be distributed to all children.

Birthdays will be celebrated once **a month**. You will find the date of celebration on the monthly calendar. Birthdays treats will consist of fresh fruit already washed, cut and diced by the parents at home.

Parental Involvement/ Clothing Guidelines

“Meet the Teacher”

The CDC will hold a “Meet the Teacher” at the beginning of each semester in order to provide the parent and child an opportunity to meet the teacher, become familiar with the class environment, and class expectations.

CDS will provide the parents and their child with a tour of their classroom and a brief overview of the learning framework practices in the classroom, which encourages a child’s learning through active participation in the learning environment.

Parent Orientation/Meetings

Parent orientations will be scheduled at the start of the fall semester. Parents will sign up to meet with Administration to review, stay updated, and be informed of the program, upcoming events, policies, concerns, questions and other items deemed to be discussed.

Parent Conferences

Parent conferences will be scheduled at least two times a year (fall and spring semester), but can or may be held at any time if necessary. CDS will place sign-up sheets prior to conference times for parents to sign-up to discuss their child’s developmental progress. Most parent conferences will typically take about 20 minutes.

Parent Workshops/Training

Parent workshops will be held throughout the year. Parents are encouraged to attend at least two workshops.

Family Functions

The CDC will have many opportunities for parents, children and the child care staff to participate in a variety of scheduled fun family activities. The family activities will provide a chance for parents to meet each other, meet teachers, volunteers, student workers, and student trainees in a social setting. Parents are encouraged and welcomed to participate in their child’s daily activities by contributing to their child’s classroom by volunteering, conducting a class presentation, or planning an activity. Please provide your child’s teacher with at least a two week notice of your participation in the classroom.

Volunteering

The CDC is always looking for volunteers to come and participate in children activities. Parents are encouraged to come read a story, assist with lunch or snack time, assist the children prepare for nap, assist with sanitizing and washing toys, help with the laundry, work on the children’s bulletin boards, parent information bulletin board, or helping out with organizing the child’s classroom.

Parent Bulletin Board

Each classroom will have a “Parent Bulletin Board”. The “Parent Bulletin Board” is designed for parents to decorate, provide and maintain information regarding the children’s activities, daily routine, menu, lesson plans and other valuable information.

Parents will need to speak to the teacher about dates and times to come in and work on the

Child Development Advisory Committee

The Child Development Advisory Committee will serve as a liaison between the Child Development Center, University, and other parents of the CDC.

- The Advisory Committee will meet a minimum of two times a semester. The agenda will be posted in each classroom. Announcement of the Advisory meetings will be posted at least two weeks in advance.

Babysitting

- The CDC discourages any staff from babysitting for children enrolled at the CDC.
- In the early childhood profession we have worked hard to counteract the misimpression that teachers are babysitters.
- The CDC employs fully credentialed early childhood educators and we don't want to create any misunderstanding with our children and their parents.

Social and Cooperative Responsibilities/Expulsion

The Center's mission is to build a strong partnership with parents and staff members to work together towards an effective quality childcare center. To fulfill this mission, a high level of cooperation is required from all members of our community.

If any of the following situations arise, the CDC Director will terminate childcare services:

- Verbal or physical abusive behavior towards staff, children or property by parent or legal guardian;
- Lack of cooperation from parents or legal guardians with the program's efforts to resolve differences and/or meet the child's needs through parent/staff meetings or conferences;
- Excessive or chronic lateness in picking up a child at the end of the day;
- 3 times for late pick up;
- Smoking at the CDC or anywhere that children can see or inhale the smoke;
- Arriving to the CDC under the influence of alcohol or any drugs;
- Failure to abide by the policies and procedures;

Addressing Questions/ Concerns with the Director

The director is available upon request to talk to you about any concerns or complaints that you may have regarding the center and/or its policies and procedures.

The CDC appreciates hearing your positive and negative feedback. If you have a complaint, we ask you discuss this with your child's teacher or with one of the administrators. We ask however, these discussions do not disrupt or take attention away from the children. Please refer back to *Social and Cooperative Responsibilities*.

We understand you may not always agree with the CDC policies, but by signing your contract you acknowledge that you have read, understand, and agree to the policies found in the Parent Handbook. We will try to assist and work with you in finding a resolution to your concern.

Policies are reviewed annually and updated if necessary.

Suggestions

Suggestions are appreciated and welcomed. Parents may provide their suggestion by visiting <http://www.utrgv.edu/en-us/student-experience/student-services/child-development-center/>, and uploading their suggestion.

Self-Service-Updating Contact Information

Contact information updates are available to be made without staff assistance using the Drop Box form located in the main entrance lobby. Once the form has been completed, drop it in the yellow Drop Box. The update will be made to your child's file.

Texas Department of Health and Human Services-Child Care Licensing

Most recent inspection reports, letters, or notices requiring posting are always posted at the Child Development Center. A copy of the "Minimum Standard Rules for Licensed Child Care Centers" can be found at the front desk, or at the Texas Department of Health and Human Services-Child Care Licensing website.

Parents can access the Texas Department of Health and Human Services-Child Care Licensing website at www.txchildcaresearch.org to gain information regarding our program and its compliance with Texas Department of Health and Human Services CCL. Results of inspections and investigations conducted at the Center will be made available through the Texas Department of Health and Human Services-Child Care Licensing website.

**Local Office Contact:
2520 N. Closner Blvd.
Edinburg, TX 78541
(956) 316-8275
HOTLINE: 1-800-252-5400**

The University of Texas Rio Grande Valley Child Development Center does not discriminate against because of race, color, national origin, sex, age, disability, religion, or political belief. Anyone who believes they have been discriminated against should immediately write to:

**Texas Department of Human Services Commission, Civil Rights
710 West 51st St., MC W-206
Austin, Texas 78751
1-888-388-6332**

Or

**USDA
Director, Office of Civil Rights
1400 Independence Avenue SW Washington, D.C. 20250-9410
800-795-3272 or 202-720-6328 (TTY)**

The Child Development Center has implemented the Pandemic Section as an addendum to the Parent Handbook under the guidance and direction of the program administration, UTRGV Environmental Health, Safety & Risk Management.

COVID-19 Policy and Procedure

- A. The Child Development Center does not recommend that if your child has an underlying medical condition or compromised immune system that they attend during COVID-19 Pandemic. They are at a greater risk, and the safety of your child is paramount.
- B. If your child has tested positive for COVID-19 or has any of the following symptoms, please do not drop off your child and have your child see their physician prior to returning him/her to the Child Development Center:
 - A. Fever or chills
 - B. Shortness of breath or difficulty breathing
 - C. Muscle or body aches
 - D. New loss of taste or smell
 - E. Congestion or runny nose
 - F. Nausea/vomiting
 - G. Cough
 - H. Fatigue
 - I. Headache
 - J. Sore throat
 - K. Diarrhea
- C. If your child is positive for COVID-19, they will be required to be isolated for a period of 5 days of onset of symptoms or a positive test and be symptomless and fever free for a minimum of three days.

Appendix 1

New Rates Effective Fall 2023

UTRGV Child Development Center



Student	
6 months-18 months	\$155
19 months and up	\$139
Semester Non-refundable Registration Fee	\$50



Employee	
6 months-18 months	\$160
19 months and up	\$144
Semester Non-refundable Registration Fee	\$50

Community	
6 months-18 months	\$166
19 months and up	\$150
Deposit (Non-Refundable; 100% towards 1st Month Tuition)	\$250

**Workforce Solutions-Child Care Services (CCS) is accepted.
(Does not pay registration fee or building fee.)**







made with PosterMyWall.com

https://secure.touchnet.net/C20545_ustores/web/store_main.jsp?STOREID=7





[illegible]32

Make your selection:





CCS

Mall / Child Development Center / CCS				
	CCS CoPay (0429) April 2023 CDC 1903	Price:	\$136.00	
	CCS CoPay (0429) December 2022 CDC 1903	Price:	\$136.00	

Faculty/Staff

Mall / Child Development Center / Faculty/Staff				
	Employee - 2022 Tuition for August 29 - September 30 (19 mos to 4yrs) CDC115	Price:	\$675.00	
	Employee - 2022 Tuition for August 29 - September 30 (6mos to 18mos) CDC105	Price:	\$750.00	

Community

Mall / Child Development Center / Community				
	Community - 2022 Tuition for August 29 - September 30 (19 mos to 4yrs) CDC102	Price:	\$700.00	
	Community - 2022 Tuition for August 29 - September 30 (6 mos to 18mos) CDC103	Price:	\$775.00	

Enter your information and click on “Create Account and Continue Shopping”:

Create an Account

Create User Name and Password

* Indicates required information

Username: *	<input type="text"/>
	(must be at least 4 characters in length)
Password: *	<input type="password"/>
	(8 to 20 characters with at least one number, one upper case letter and one special character)
Confirm password: *	<input type="password"/>

Name and Email Address

* Indicates required information

Prefix:	<input type="text" value="Select a Prefix"/>
First Name: *	<input type="text"/>
Middle Name:	<input type="text"/>
Last Name: *	<input type="text"/>
Suffix:	<input type="text"/>
Email address: *	<input type="text"/>

Billing Address (Optional)

Address Line 1:	<input type="text"/>
Address Line 2:	<input type="text"/>
Country:	<input type="text" value="Select a Country"/>
City:	<input type="text"/>
State/Province:	<input type="text" value="N/A"/>
Postal Code:	<input type="text"/>

Cancel

Create and Manage Account

Create Account and Continue Shopping

You can “Create Account and Continue Shopping” if the cart is correct. You can also, at this point, enter the same item in your cart if you have more than one child in the Center.

Complete your purchase:

Registration Fee

[Mail](#) / [Child Development Center](#) / [CCS](#) / **Registration Fee**



Online Payments for child care services provided to UTRGV employees, UTRGV students and the community.

Price: \$50.00

Add To Cart

My Cart

Delivery

Payment

Confirmation


Receipt

Items in your Cart

Item Name	Store	Remove	Amount
Employee - 2022 Tuition for August 29 - September 30 (19 mos to 4yrs)	Child Development Center		\$675.00
First Name:	Toddler		
Last Name:	Child		
Email:	Child@gmail.com		

Total: \$675.00

Enter payment information and Press “Checkout”. You will receive a receipt by email, or it may be printed at this time:








Payment Method

* Indicates required information

Payment Method: *

Select a Payment Method

Available Payment Methods



Electronic Check (ACH) - Electronic payments require a bank routing number and account number. Payments can be made from a personal checking or savings account. No corporate checks allowed, i.e. credit cards, home equity, traveler's checks, etc.

Billing Address

* Indicates required information

Name: *

Address Line 1: *

Address Line 2:

Country: *

Select a Country

City: *

State/Province: *

N/A

Postal Code:

To make future payments, you will sign in with your UPay account.

