



# Data Summit

Fall 2023

# State of the College

- **CEP Enrollment by Term**
- **EPP Admitted, Completers, Certification Rate**
- **Pass Rates Certification Exams**
- **Completer Impact Data**
  - **Where are our students teaching?**
  - **Where are our students leading?**

# 2022-2023

# CEP Admission & Degrees Awarded

Department/Degree	Admitted			Graduated		
	DR	MA	UG	DR	MA	UG
<b>Bilingual &amp; Literacy Studies</b>		<b>54</b>			<b>18</b>	
Bilingual Education (MEd)		31			8	
Reading and Literacy		23			10	
<b>Counseling</b>		<b>79</b>			<b>27</b>	
Counseling		79			27	
<b>Human Development &amp; School Services</b>		<b>173</b>	<b>855</b>		<b>136</b>	<b>59</b>
Board Certified Beh Analy Cert		22				
Early Childhood Education		13			7	
Early Care and Early Childhood			855			59
School Psychology		14			18	
Special Education - accel onli		124			111	
<b>Org &amp; School Leadership</b>	<b>18</b>	<b>302</b>		<b>8</b>	<b>68</b>	
Educational Leadership	18	103		8	53	
Higher Educ. Administration		115				
Principal Certification		58			5	
Teacher Leadership		26			10	
<b>Teaching &amp; Learning</b>	<b>62</b>	<b>396</b>	<b>814</b>	<b>20</b>	<b>145</b>	<b>338</b>
Curriculum and Instruction	62			20		
Curriculum & Instruction - Acc		112			63	
Educational Technology-Acceler		155			82	
Higher Education Teaching Cert		9				
Interdisciplinary Studies			814			338
Online Instruct Designer Cert		120				
<b>Non-Departmental</b>		<b>28</b>				
Prof Improvement MA Education		28				
<b>Grand Total</b>	<b>80</b>	<b>1032</b>	<b>1669</b>	<b>28</b>	<b>394</b>	<b>819</b>

# CEP Enrollment by Term (Fall to Fall)

Department Name	Level	Major Name	Fall 2021	Fall 2022	Fall 2023	Percent Difference 2022/2023
Bilingual & Literacy Studies	Masters	Bilingual Education	39	33	34	3.0%
		Reading and Literacy	27	33	26	-21.2%
	Certificate	Teach Cred Read Specialis Cert	1	2	3	50.0%
Department of Counseling	Masters	Counseling	205	202	203	0.5%
Human Dev & School Svcs	Masters	Early Childhood	27	19	11	-42.1%
		School Psychology	76	65	63	-3.1%
		Special Education	123	124	82	-33.9%
	Certificate	Board Cert Behavior Analyst	15	28	8	-71.4%
	Bachelors	Early Care and Early Child Stu	362	453	588	29.8%
Org & Schl Leadership	Doctoral	Educational Leadership	84	67	69	3.0%
	Masters	Educational Leadership	179	79	61	-22.8%
		Higher Educ. Administration	0	0	64	
		Teacher Leadership	12	12	13	8.3%
	Certificate	Principal Certification	20	50	11	-78.0%
		Superintendent Track	5	6	1	-83.3%
Teaching & Learning	Doctoral	Curriculum and Instruction	212	233	232	-0.4%
	Masters	Curriculum and Instruction	114	91	71	-22.0%
		Educational Technology	119	121	115	-5.0%
	Certificate	E-Learning Certificate	2	1	0	-100.0%
		Higher Education Teaching Cert	0	3	0	-300.0%
		Online Instruct Designer Cert	5	9	4	-55.6%
		Technology Ldrshp in Ed Cert	1	1	1	0.0%
Bachelors	Interdisciplinary Studies	1689	1593	1323	-16.9%	
Non Departmental	Masters	Post Bac Prof Improve GR	9	15	20	33.3%
<b>Grand Total</b>			<b>3326</b>	<b>3240</b>	<b>3003</b>	<b>-7.3%</b>

# CEP 2022-2023

## EPP Admitted, Completers, Certification Rate

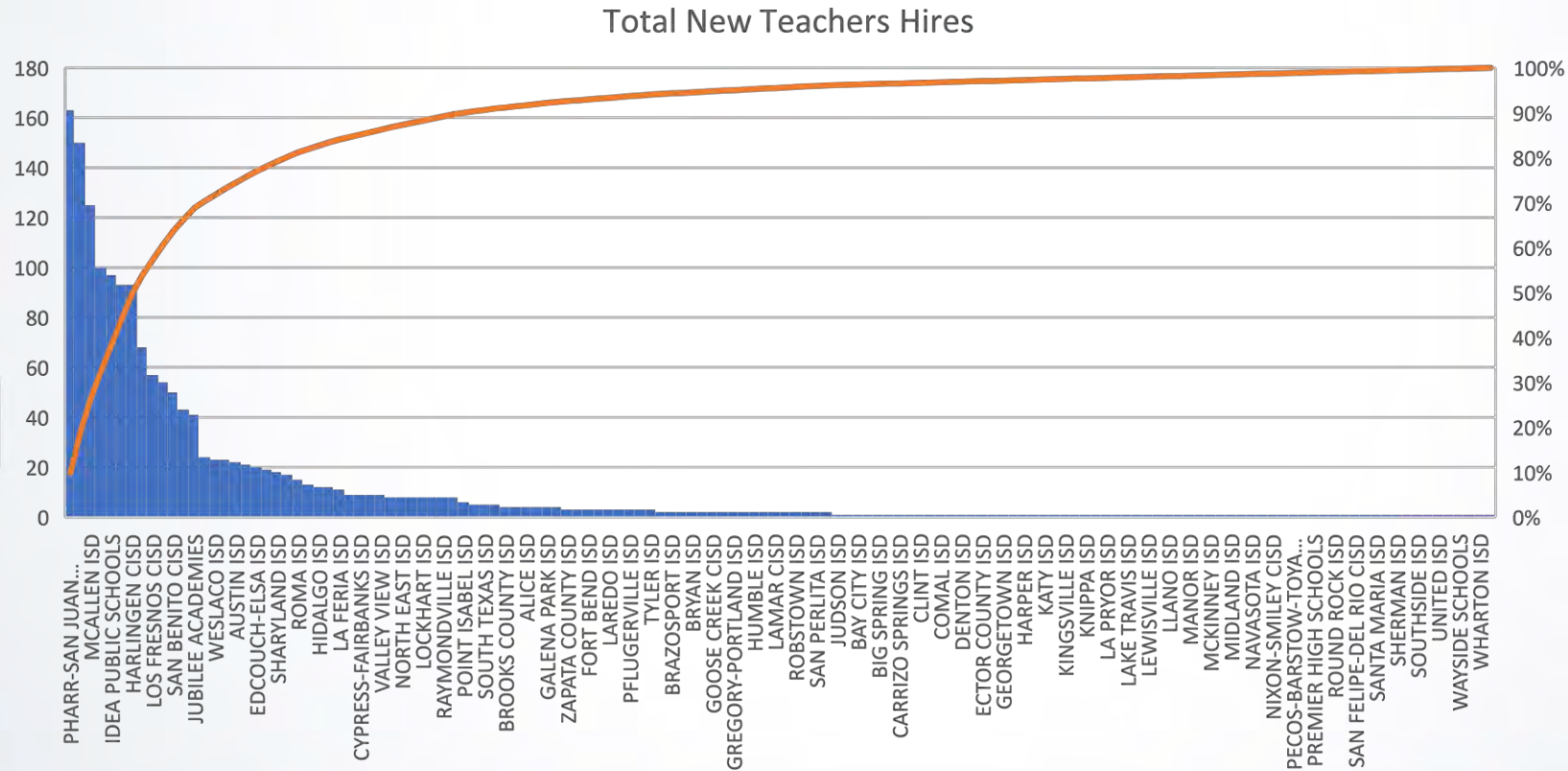
Role	Admits	Finishers	Finisher Certification Rate
Classroom Teacher	782	574	64%
Principal	119	77	4%
Reading Specialist	4	4	0%
School Counselor	15	7	43%
Superintendent	7	9	0%

# Pass Rates Certification Exams

	2021-2022			2022-2023			
TEGES Exam	Test Taken	Test Passed	Pass Rate	Test Taken	Test Passed	Pass Rate	Percent Difference
Pedagogy and Professional Responsibilities EC-12	370	346	93.51%	463	408	88.12%	-5.39%
Art EC-12	13	13	100.00%	16	15	93.75%	-6.25%
Bilingual Education Supplemental	84	79	94.05%	57	56	98.25%	4.20%
Bilingual Target Language Proficiency Test (BTLPT)-Spanish	78	66	84.62%	36	35	97.22%	12.61%
Chemistry 7-12	1	1	100.00%	1	0	0.00%	-100.00%
Core Subjects EC-6	184	162	88.04%	234	197	84.19%	-3.86%
Dance 6-12	4	2	50.00%	4	4	100.00%	50.00%
Early Childhood-Grade 3	3	3	100.00%	31	31	100.00%	0.00%
Educational Diagnostician EC-12	2	1	50.00%				
English Language Arts & Reading 4-8	4	4	100.00%	8	8	100.00%	0.00%
English Language Arts and Reading 7-12	23	19	82.61%	34	28	82.35%	-0.26%
English as a Second Language (ESL) Supplemental	10	10	100.00%	3	3	100.00%	0.00%
Health EC-12	5	4	80.00%				
History 7-12	20	18	90.00%	14	13	92.86%	2.86%
Journalism 7-12				1	1	100.00%	100.00%
LOTE: Spanish	1	0	0.00%	3	3	100.00%	100.00%
Life Science 7-12	4	4	100.00%	13	13	100.00%	0.00%
Mathematics 4-8	14	13	92.86%	14	9	64.29%	-28.57%
Mathematics 7-12	14	10	71.43%	10	8	80.00%	8.57%
Music EC-12	47	42	89.36%	36	31	86.11%	-3.25%
Performance Assessment for School Leaders (PASL)	20	20	100.00%	19	17	89.47%	-10.53%
Physical Education EC-12	17	14	82.35%	13	11	84.62%	2.26%
Physics/Mathematics 7-12				2	1	50.00%	50.00%
Principal as Instructional Leader	28	22	78.57%	23	20	86.96%	8.39%
Reading Specialist	2	2	100.00%				
School Counselor	2	2	100.00%	5	5	100.00%	0.00%
Science 4-8	2	2	100.00%	2	1	50.00%	-50.00%
Science of Teaching Reading	35	35	100.00%	115	113	98.26%	-1.74%
Social Studies 7-12	6	4	66.67%	8	7	87.50%	20.83%
Special Education EC-12	25	25	100.00%	22	22	100.00%	0.00%
Speech 7-12	2	1	50.00%	1	1	100.00%	50.00%
Superintendent	8	8	100.00%	1	1	100.00%	0.00%
Theatre EC-12				1	1	100.00%	100.00%

# FY2017- FY2023

# Newly Certified New Teachers Hires by LEA

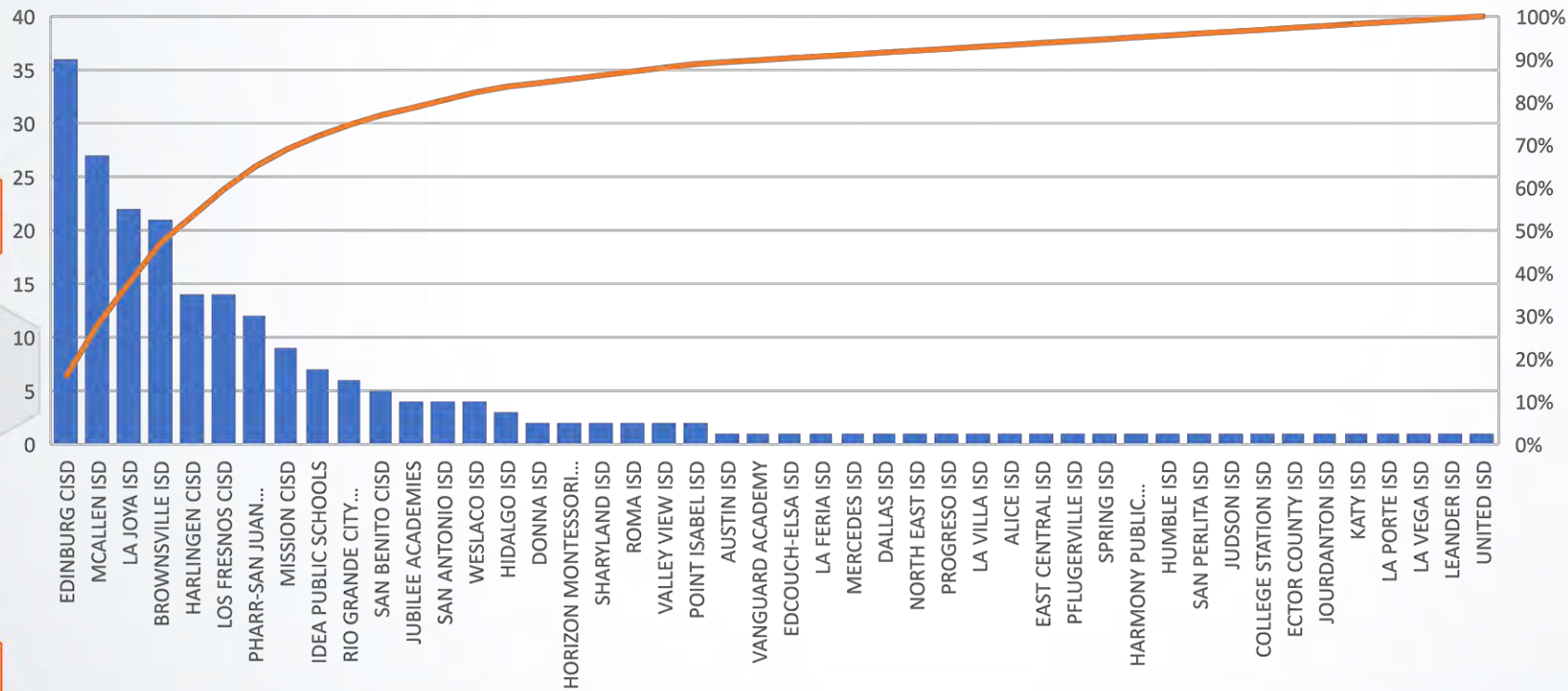


District	TOTAL
PHARR-SAN JUAN-ALAMO ISD	163
EDINBURG CISD	150
MCALLEN ISD	125
BROWNSVILLE ISD	100
IDEA PUBLIC SCHOOLS	97
LA JOYA ISD	93
HARLINGEN CISD	93
MISSION CISD	68
LOS FRESNOS CISD	57
DONNA ISD	54

2022-2023

# Newly Certified New Teachers Hires by LEA

New Teachers Hires



District	TOTAL
EDINBURG CISD	36
MCALLEN ISD	27
LA JOYA ISD	22
BROWNSVILLE ISD	21
HARLINGEN CISD	14
LOS FRESNOS CISD	14
PHARR-SAN JUAN-ALAMO ISD	12
MISSION CISD	9
IDEA PUBLIC SCHOOLS	7
RIO GRANDE CITY GRULLA ISD	6



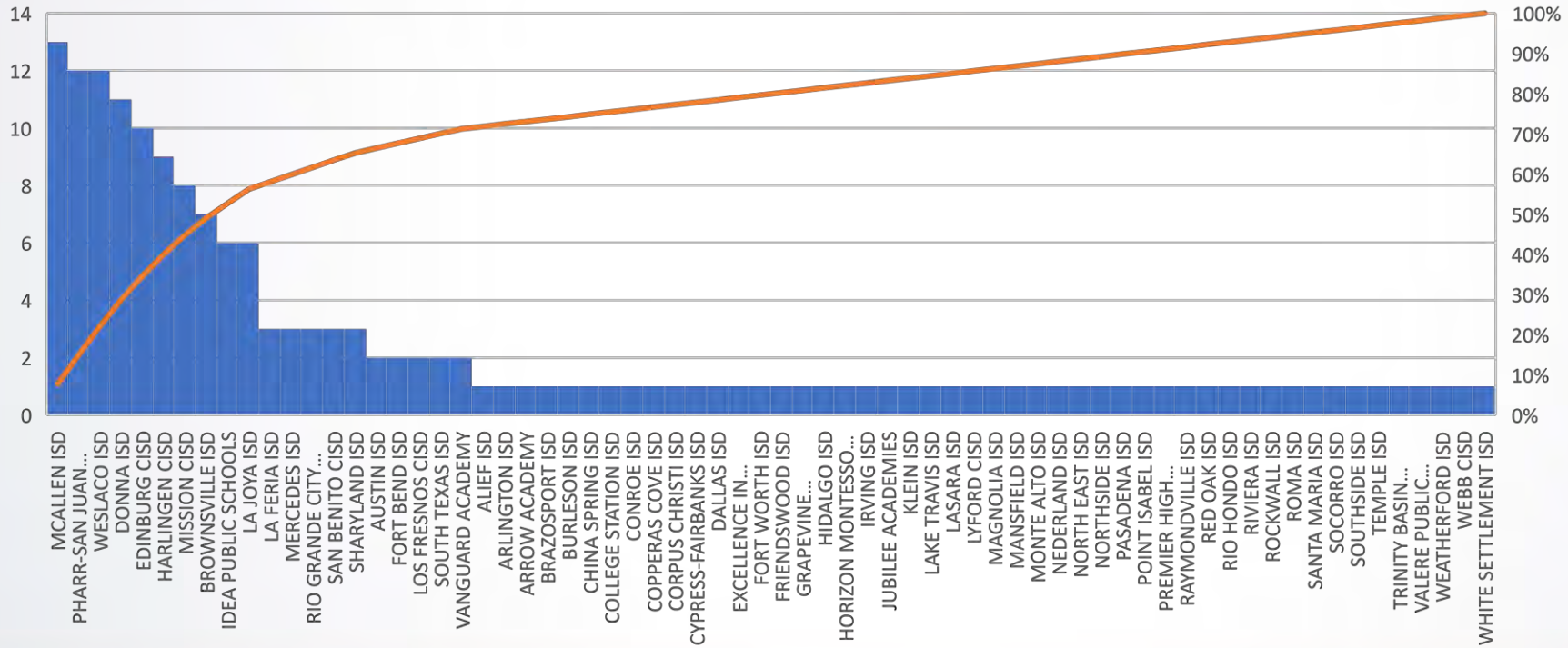
# UTRGV Graduate Certification Finishers 2022-2023 Employment Status

Preparation Program	ASSISTANT PRINCIPAL	ASST/ASSOC/ DEPUTY SUPERINTEND	EDUCATIONAL DIAGNOSTICIAN	PRINCIPAL	SCHOOL COUNSELOR	SUPERINTENDENT /CAO/CEO/PRESIDENT	Grand Total
Superintendent	4	3	1	16		2	26
Principal as Instructional Leader	11				2		13
Principal	33			7	1		41
School Counselor					35		35
Educational Diagnostician			48		3	1	52
<b>Grand Total</b>	<b>48</b>	<b>3</b>	<b>49</b>	<b>23</b>	<b>41</b>	<b>3</b>	<b>167</b>

2022-2023

# Employed UTRGV Professional Finishers by LEA

Employed Finishers by LEA



District	# Employees
MCALLEN ISD	13
PHARR-SAN JUAN-ALAMO ISD	12
WESLACO ISD	12
DONNA ISD	11
EDINBURG CISD	10
HARLINGEN CISD	9
MISSION CISD	8
BROWNSVILLE ISD	7
IDEA PUBLIC SCHOOLS	6
LA JOYA ISD	6

Reflection  
Questions





# ERU Metrics Discussion

Doctoral Degrees Awarded

# UTRGV's Goal to reach Emerging Research University (ERU) Status



Generate at least 20% of the research universities' criteria for restricted research expenditures (20% of \$150 million, adjusted for inflation), as determined by a rolling two-year average. As of September 1, 2020, the adjusted threshold was \$38,684,045.



Award an average of 45 doctoral degrees in 3 years. **We/UTRGV needs 57 doctoral degrees awarded in 2023-2024.**



**THE FUTURE OF TEXAS**

How can we support  
**UTRGV's goal to reach 57**  
doctoral degrees  
awarded in 2023-2024?

- Target CEP metrics are
  - 27 doctoral graduates in Curriculum and Instruction in AY23-24.
  - 28 doctoral graduates in Educational Leadership in AY23-24.



Who are the doctoral students in Curriculum and Instruction and Educational Leadership projected to graduate in AY23-24?

<b>Program</b>	<b>Fall 2023</b>	<b>Spring 2024</b>	<b>Summer 2024</b>	<b>Total</b>
Curriculum and Instruction	20	20	14	54
Educational Leadership	8	20	9	37

## Who are these students' dissertation chairs?

<b>Program</b>	<b>Faculty Member</b>
Curriculum and Instruction	Dr. Angela Chapman (5)
Curriculum and Instruction	Dr. Elena Venegas (1)
Curriculum and Instruction	Dr. Ignacio Rodriguez (2)
Curriculum and Instruction	Dr. Jacob Neumann (1)
Curriculum and Instruction	Dr. Jair Aguilar (1)
Curriculum and Instruction	Dr. Jim Jupp (5)
Curriculum and Instruction	Dr. Rene Corbeil (6)
Curriculum and Instruction	Dr. Karin Lewis (4)
Curriculum and Instruction	Dr. Laura Jewett (7)
Curriculum and Instruction	Dr. Maria Elena Corbeil (2)
Curriculum and Instruction	Dr. Ming-Tsan Pierre Lu (6)
Curriculum and Instruction	Dr. Miryam Espinosa Dulanto (2)
Curriculum and Instruction	Dr. Noushin Nouri (2)
Curriculum and Instruction	Dr. Pauli Badenhorst (3)
Curriculum and Instruction	Dr. Raul Fregoso Bailon (2)
Curriculum and Instruction	Dr. Zhidong Zhang (5)

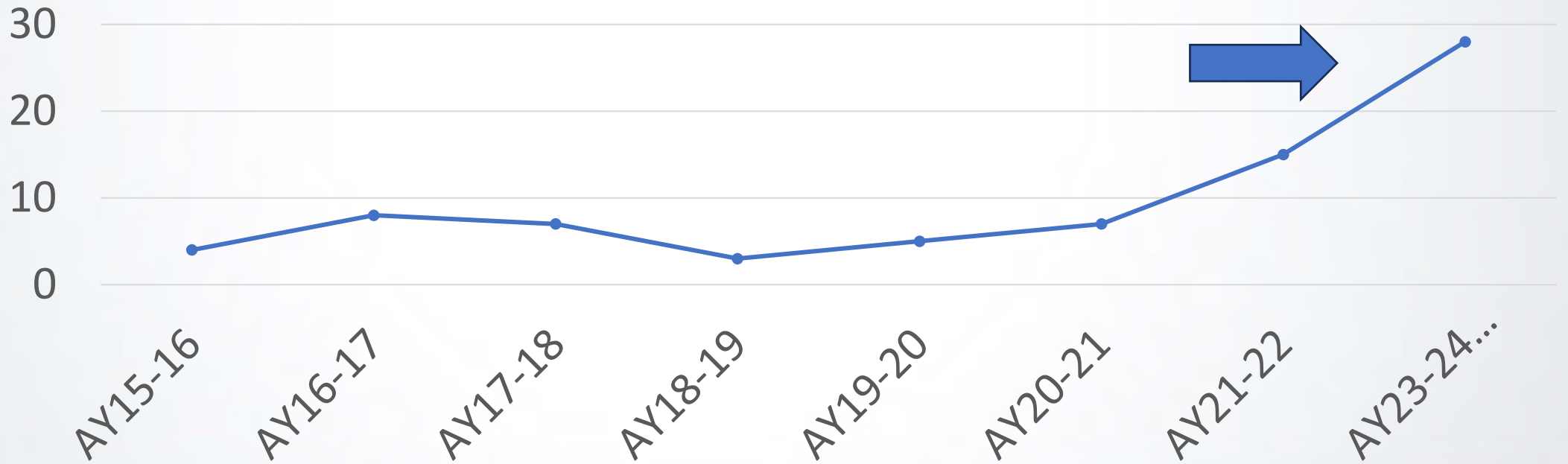


## Who are these students' dissertation chairs?

Educational Leadership	Dr. Alex Garcia (1)
Educational Leadership	Dr. Fred Guerra (10)
Educational Leadership	Dr. George Padilla (3)
Educational Leadership	Dr. Hilda Silva (1)
Educational Leadership	Dr. Jesus Abrego (6)
Educational Leadership	Dr. Marie Simonsson (5)
Educational Leadership	Dr. Velma Menchaca (7)

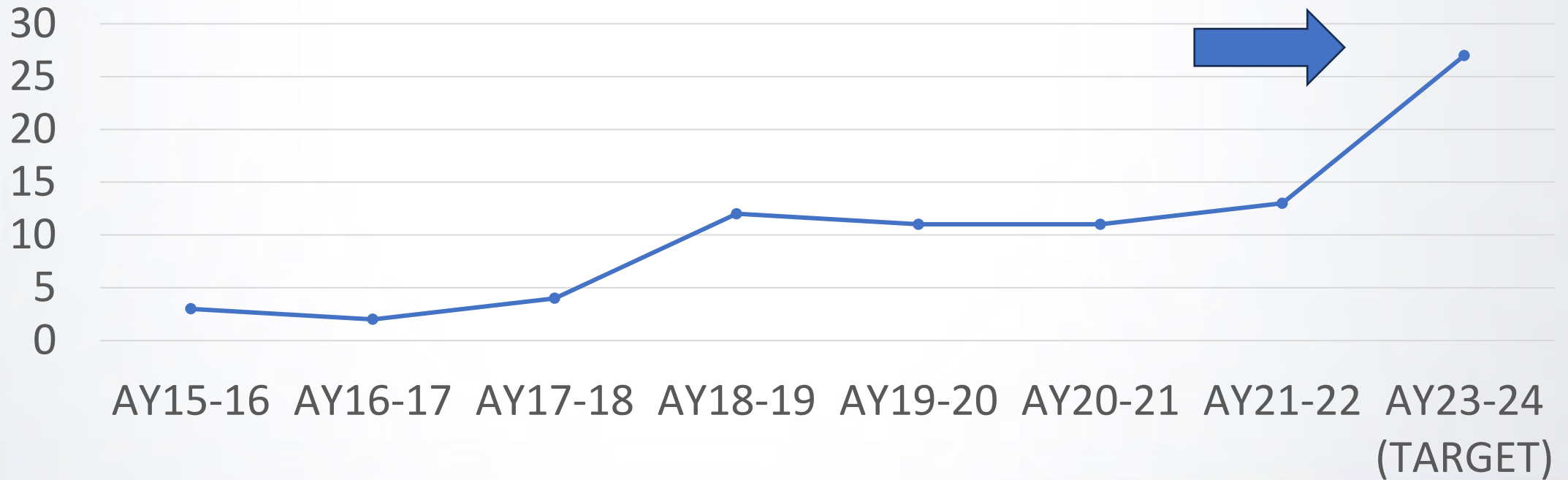
# Doctoral Program Trends

Number of Doctoral Degrees Awarded (Educational Leadership)



# Doctoral Program Trends

Number of Doctoral Degrees Awarded (Curriculum and Instruction)





## Reflection--Short Term Goals

- o What effective practices will help these [doctoral students](#) finish their dissertation projects and graduate in AY23-24?



## Reflection--Short Term Goals

- o What effective practices will help **dissertation chairs** support doctoral students to complete their dissertation projects and graduate in AY23-24?



## Reflection--Short Term Goals

- o What department and/or college support and resources are necessary to help these [doctoral students](#) complete their dissertation projects and graduate in AY23-24?



## Reflection--Short Term Goals

- o What department and/or college support and resources are necessary to help [dissertation chairs](#) support their doctoral students to complete their dissertation projects and graduate in AY23-24?



## Reflection--Short Term Goals

- What challenges, if any, do you anticipate in reaching the target number of doctoral graduates (27 in Curriculum and Instruction and 28 in Educational Leadership) for AY23-24?



Supporting CEP Doctoral Students  
to Complete Dissertation Projects  
and Graduate in AY23-24





**UTRGV**™ : *College of Education  
& P-16 Integration*

**THE FUTURE OF TEXAS**